



County of Fresno

2023-24 Recommended Budget

Table of Contents

Message from the CAO.....	4
Budget Overview	7
Recommended Summary of Funds	9
Recommended Permanent Staffing	10
Fresno County General Fund Appropriations By Service Type	11
Fresno County General Fund Sources	12
General Fund Net County Cost (NCC) By Service Type	13
Financing of Net County Cost (NCC) By System	14
Recommended Budget Control Summary	15
<u>General Fund 0001</u>	
Agricultural Commissioner - Sealer of Weights and Measures (Org 4010).....	26
Assessor-Recorder	
Assessor (Org 0420).....	31
Auditor-Controller/Treasurer-Tax Collector (Org 0410).....	36
Behavioral Health-Public Guardian (Org 5630)	42
Board of Supervisors (Org 0110).....	50
Child Support Services (Org 5110).....	54
County Administrative Office (Org 0120).....	59
CAO-Grants (Org 0122)	63
Alternate Indigent Defense (Org 2875)	65
Countywide Revenues (Org 0415).....	67
Contingencies, General Reserves, and Designations (Org 8210)	69
Court Ancillary Services (Org 2838).....	72
Grand Jury (Org 2870)	74
Interest and Miscellaneous Expenditures (Org 2540)	76
County Clerk-Elections (Org 2850).....	82
County Counsel (Org 0710).....	86
District Attorney (Org 2860)	90
District Attorney-Grants (Org 2862)	97
Human Resources (Org 1010).....	101
Internal Services Department	
Purchasing (Org 0440).....	105
Librarian (Org 7515)	108
Probation (Org 3430).....	111
Probation-Grants (Org 3432)	116
Probation – Juvenile Justice Campus (Org 3440).....	122
Public Defender (Org 2880)	127
Public Health (Org 5620).....	132



County of Fresno
2023-24 Recommended Budget

Table of Contents

County Medical Services (Org 5240)	141
Public Works and Planning (Org 4360)	143
Support Services (Org 4365)	149
Transit Services (Org 4700)	154
Grants (Org 5512)	157
Community Development Block Grant (Org 7205).....	163
Parks and Grounds (Org 7910).....	167
Sheriff - Coroner - Public Administrator (Org 3111)	171
Social Services (Org 5610)	179
Aid to Adoptions (Org 6415).....	188
Aid to Refugees (Org 6615)	191
CalWORKs (Org 6310)	194
Dependent Children-Foster Care (Org 6410).....	197
General Relief (Org 6645).....	200
In-Home Supportive Services (Org 6420)	203
In-Home Supportive Services-Public Authority (Org 5611).....	205
Veterans Service Office (Org 7110)	208
<u>Capital Projects (Fund 0400)</u>	
Juvenile Justice Campus (Org 8830)	213
West Annex Jail (Orgs 8845-8849).....	215
Jail Improvements (Org 8852).....	222
Sheriff's Area 2 Substation (Org 8853).....	224
Animal Control Facility (Org 8855)	226
Agriculture Capital Projects (Org 8857)	228
Hall of Records Improvements (Org 8861)	230
Clovis Library (Org 8863)	232
Reedley Branch Library (Org 8865).....	234
Parks (Org 8867).....	236
Elkhorn Training Facility (Org 8869).....	238
ARPA Projects (Org 8870).....	240
<u>Debt Service Fund (Fund 0300)</u>	
Debt Service (Orgs 0301 and 0302)	245
<u>Internal Service Funds</u>	
<u>Human Resources</u>	
Fund 1060 - Risk Management (Org 8925).....	252
<u>Internal Services Department</u>	
Fund 1000 - Fleet Services (Orgs 8910 and 8911).....	256



County of Fresno
2023-24 Recommended Budget

Table of Contents

Fund 1020 - Information Technology Services (Orgs 8905 and 8908)	260
Fund 1030 - PeopleSoft Operations (Org 8933)	266
Fund 1035 - Security Services (Org 8970)	268
Fund 1045 - Facility Services (Org 8935)	272
<u>Enterprise Funds</u>	
<u>Public Works and Planning</u>	
Fund 0701 - Resources (Org 9015)	280
<u>Disposal Sites</u>	
Disposal Sites (Orgs 9020, 9026, 9028, and 9905)	284
<u>Public Works and Planning</u>	
Fund 0801 - Special Districts - Administration (Org 9140)	292
<u>Special Revenue/Trust Funds</u>	
<u>Assessor-Recorder (Fund 0035)</u>	
Recorder (Org 1048)	298
<u>County Administrative Office (Fund 0271)</u>	
Local Revenue Fund 2011 – 2011 Realignment (Various Orgs)	302
<u>Library (Fund 0107)</u>	
Library (Org 7511).....	310
Library Grants (Org 7517).....	317
Library Book Fund (Org 7521)	319
Library Capital Improvements (Org 7530).....	321
<u>Public Health (Fund 0130)</u>	
Emergency Medical Services (Org 5244)	325
<u>Public Works and Planning (Fund 0010)</u>	
Road Fund (Org 4510).....	327
<u>Public Works and Planning (Fund 0115)</u>	
Fish and Game Propagation (Org 4350).....	335
<u>Public Works and Planning (Fund 0120)</u>	
Off-Highway License (Org 7920).....	337
Special Revenue/Trust Funds with Limited Appropriations	339
Special Revenue/Trust Funds with No Appropriations	356
Glossary	371
Fresno County Budget Construction and Legal	377



**“IT IS
IMPORTANT
THAT THE
COUNTY MAKE
PRUDENT
DECISIONS
THAT ARE
SUSTAINABLE.”**

Dear Board Members:

It is my pleasure and distinct honor to submit the Fresno County Fiscal Year (FY) 2023-24 Recommended Budget for your Board’s review, modification, and adoption. The FY 2023-24 Recommended Budget is healthy and again includes a significant amount of carryover fund balance. Additionally, the County is fortunate to have benefited from several one-time events that are not expected in near future years. For example, the County’s Property Tax revenue grew by approximately 7% over last year. However, the housing market and new construction has already slowed significantly, and it is expected that next year, the County will have much lower growth. The County also benefited this recommended budget from lower retirement rates that helped mitigate departments salary and benefit increases. However, this trend is not expected to continue, and it is important that the County make prudent decisions that are sustainable. The next fiscal year includes meeting the challenges of maintaining competitive salaries and benefits thereby recruiting and retaining employees to better achieve our mission of providing excellent public services to our diverse community. The County will be entering labor negotiations soon with many bargaining units with the goal of contracts that are both competitive and sustainable. Additionally, the cost of doing business for the County continues to rise quickly with inflationary pressure impacting operational costs on all fronts.

In consideration of these factors, the FY 2023-24 Recommended Budget is fiscally responsible and maintains conservative revenue estimates preparing the County for potentially leaner times ahead. It is also prudent by adding an additional \$10 million to the County’s General Reserve bringing the total to **\$80 million**. The Recommended Budget also maintains and increases a Budget Stabilization Reserve by \$12 million to a total of **\$32 million** and maintains a General Fund Contingency of **\$1 million**. Other one-time funding is used to add funding to ongoing and new capital projects and ongoing trash clean-up.

This is the second year that we include the “We Are Fresno County” Annual Report section that includes helpful information about the County structure and an overview of each department’s accomplishments over the past fiscal year. I encourage all employees to read this important section and take a moment to reflect and celebrate the last fiscal year. Additionally, because the budget is rather technical in nature, a glossary of important terms is included to add coherence to some of the terminology used in the budget document. The fund organization and presentation are consistent with last year’s presentation, listed by fund type beginning with the General Fund followed by Capital Projects Fund, Debt Service Fund, Internal Service Funds, Enterprise Funds, Special Revenue Funds and Trust Funds.

As we read the Annual Report and reflect on the past fiscal year, I am reminded of challenges that the County faced and how our employees rose to the challenge and demonstrated both resilience and fortitude. For example, throughout the months of January, February and March, the County received

record-setting rain and snowfall from several “atmospheric rivers”. A State of Emergency was declared to address the damages from the storms, snowmelt, debris flow and flooding. As part of the County’s emergency response to these events, the dedicated team working so many hours responding to this event adopted the name “Flood Response Operations Group” (FROG). Though the County encountered damages, the teamwork and communication between so many County departments and partners may have prevented further damage and loss of life.



The County also continued to lead the way assisting the unhoused in our community. Those services include transitional housing serving the most vulnerable in our community, providing emergency shelter beds, providing and growing permanent supportive housing. For example, Butterfly Gardens in Clovis and Alegria Commons in Fresno added 117 units of permanent supportive housing (bringing the total units to 656). To ensure even better coordination on this issue, the Recommended Budget includes the addition of a position dedicated to coordination of the County’s efforts assisting the unhoused.

The County has continued to be a responsible steward of the \$194 million in American Rescue Plan Act (ARPA) stimulus funding. Your Board’s guiding principles and priorities and community engagement have helped ensure transformational ARPA projects that benefit our community. To date, your Board has earmarked 78 projects totaling \$194 million, and “*approved/allocated*” funds for 66 of those projects, totaling \$182.3 million. Projects approved during FY 2022-23 include food distribution, programs and resources for impacted communities, improvements to County parks, water related projects in the communities of Biola, Caruthers, Del Rey, Laton, Raisin City, Firebaugh, and Mendota. The County is conducting formal vetting of the remaining 12 “earmarked” projects to determine eligibility for ARPA funding.

In the past year, ARPA has provided funding support to Department of Public Health to deploy the Rural Mobile Health and Linkages to Wellness program, assisted Poverello House to remodel its 30-year-old kitchen to increase its free daily meal capacity, and helped Habitat for Humanity (Habitat) complete and dedicate eight affordable homes to eight families in the Country Meadows development in the community of Riverdale. In the upcoming year, Habitat is scheduled to break ground on a second ARPA project that will construct seven new affordable homes in the City of Firebaugh. ARPA funds will help Habitat secure future state and federal funding support to build an additional 18 affordable homes in Firebaugh. All dollars in the program have been allocated and are being managed judiciously.

The County’s renewed commitment to better “tell our story” and engage with our community has demonstrated amazing results on social media. For example, our

reach has increased 500% on Facebook and 1000% on Instagram and followers have increased to over 15,000 followers. Our talented Communications team received State and National recognition this year including “Epic” awards from the California Public Information Officials (CAPIO) and an Achievement Award from the National Association of Counties for our fentanyl awareness campaign. The Recommended Budget includes the addition of a bilingual Communication & Media Specialist focused specifically on outreach to our Spanish speaking community.

It takes a lot of hard work, time, and dedication to complete a budget of this size and complexity for the County of Fresno. It is truly a team effort! I would like to take this opportunity to thank the Department Heads and their budget staff for their collective cooperation during this budget process. I want to give special thanks to my team in the CAO’s office. Greg Reinke, Assistant County Administrative Officer, served as Budget lead for the first portion of the Budget and has retired after many years of service to the County. I want to thank Greg for his leadership and fiscal acumen working in the CAO’s office. Paige Benavides, Interim Budget Director, served for the remainder of the Budget and coordinated this process with many tireless hours of assistance from Gosia Trexler, Department of Agriculture Business Manager. Additionally, Deputy CAO’s Samantha Buck (Justice) and Amina Flores-Becker (Human Services) dedicated many hours on this budget. I am also thankful for the hard work of Ed Hill, our new Chief Operating Officer, who’s leadership in other County operations helped provide me the time to focus on the budget. Special thanks to Sonja Dosti, Public Information Officer; Josh Dean, Communications & Media Production Specialist; and Gina Barr-Hill, Graphic Arts Specialist for their hard work on the second “We Are Fresno County” Annual Report section. I would like to thank Ron Alexander, Sal Espino, Fine Nai, George Uc, Ahla Yang, and Brenda Lozano-Solis for many hours of review and proofing that made this budget possible. Without their long hours and dedication, the completion of the budget process would not have been possible. I would also like to thank the Auditor-Controller/Treasurer-Tax Collector and his staff, the Human Resources Director and her staff, and the Internal Services Department Director and his staff, for their hard work and assistance in this process.

Respectfully submitted,



Paul Nerland
County Administrative Officer

GENERAL FUND BUDGET TO ACTUAL ESTIMATED RESULTS FOR FY 2022-23

The FY 2022-23 Adopted Budget included a significant amount of carryover fund balance and included contributions to Reserves and Capital Projects. Based on greater than budgeted countywide revenues, the FY 2021-22 budget projected a carryover fund balance of \$71 million.

We project the General Fund to finish FY 2022-23 in strong financial shape with a budgetary carryover fund balance of almost \$92 million due to greater than budgeted countywide revenues and projected unused appropriations. As a result, the General Fund has a significant carryover fund balance to cover its structural fund balance of \$9.3 million and fund contributions to Reserves, Designations and Capital Projects

FY 2023-24 RECOMMENDED BUDGET

The FY 2023-24 Recommended Budget for all funds total \$4.8 billion, an increase of \$383 million, or 9% when compared to the FY 2022-23 Adopted Budget. The budget supports a workforce of 8,412 positions and reflects a net increase of 12 positions.

Fund	FY 2022-23 Adopted	FY 2023-24 Recommended	Difference
General Fund	\$ 2,186,278,232	\$ 2,367,788,086	\$ 181,509,854
Capital Projects	63,513,113	109,602,978	46,089,865
Debt Service	43,725,300	42,793,250	(932,050)
Enterprise Funds	110,895,196	97,695,052	(13,200,144)
Internal Service Funds	338,962,349	364,506,002	25,543,653
Special Revenue/Trust Funds	1,711,915,594	1,856,399,817	144,484,223
Total All Funds	\$ 4,455,289,784	\$ 4,838,785,185	\$ 383,495,400

Authorized Staffing	FY 2022-23 Current	FY 2023-24 Recommended	Net Change
Total All Funds	8,400	8,412	12

The Recommended Budget provides funding for mandated and essential services, County programs, infrastructure and capital needs for projects already in the planning stage, equipment maintenance and replacement, and maintaining a contingency fund; and adheres to the County Budget Act, County Administrative Regulations, and the County's financial policies.

GENERAL FUND

The General Fund Budget, which encompasses the majority of County operations, totals \$2.4 billion, an increase of \$182 million, or 8% over the FY 2022-23 Adopted Budget. The increase is due predominately to additional funding for Human Services Departments and increases in reserves and designations.

Countywide estimated revenues total \$354.6 million, an approximate \$17 million or 5% increase over last year based on the recent property tax roll assessment. The revenue estimate for Secured Property Taxes and Motor Vehicle in Lieu of Property Taxes reflects the Proposition 13 annual CPI of 2% of the assessed value increase of approximately 7%. These two important revenue types are

indexed directly to assessed value growth and encompass 80% of the County's countywide revenues. This is important because countywide revenue growth pays for ongoing structural budgetary increases such as salary adjustments and the addition of positions not paid for with third-party subvented dollars. By budgeting a portion of the assessed value growth for FY 2023-24, this leaves approximately 5% of the growth to fall to fund balance at the end of the year and will be available to offset ongoing appropriations in FY 2024-25.

The FY 2023-24 Recommended Budget includes, in part, one-time appropriations totaling \$76.8 million for the following:

- ✓ \$29.8 million for specific Capital Projects
- ✓ \$32 million for Budget Mitigation Designation
- ✓ \$10 million increase to General Reserves to \$80 million
- ✓ \$4 million for County Repair/Remodel Projects
- ✓ \$1 million for Quentin Hall Settlement ADA improvements

Additional one-time appropriations are recommended to cover carryover NCC for Departments and funding a General Fund Contingency of \$1 million.

HIGHLIGHTS OF THIS YEAR'S RECOMMENDED BUDGET

Capital Projects

\$29.8 million is being set aside for the County's capital needs. The County occupies aging buildings with increased maintenance and repair costs as well as buildings that no longer meet the growing needs of Fresno County's service requirements. These funds continue the process of upgrading and modernizing some of the current County owned buildings as well as setting aside funding for selected new projects. The West Annex Jail, the Sheriff Area 2 Substation and the Environmental Compliance Center are all expected to be completed during FY 2023-24.

The following capital project funding allocations are recommended in the FY 2023-24 budget:

- ✓ \$9.7 million towards the new Ag Commissioner/Sealer Building
- ✓ \$7.6 million towards the Board/CAO Hall of Records Project
- ✓ \$7.5 million towards a new downtown parking structure
- ✓ \$2.4 million towards a contingency for the Sheriff Capital Projects of the West Annex Jail and Sheriff Substation and other projects
- ✓ \$2.6 million towards the Sheriff Dispatch move to Hamilton yard

Stable General Reserves

In FY 2016-17, your Board approved a County of Fresno Fund Balance Policy. The goal set forth in this policy was to reach a General Reserve Fund Balance of one-twelfth of annual expenditures. This budget sets aside \$10 million to bring the reserve to \$80 million and moves the County closer to achieving this benchmark.

SUMMARY OF FUNDS

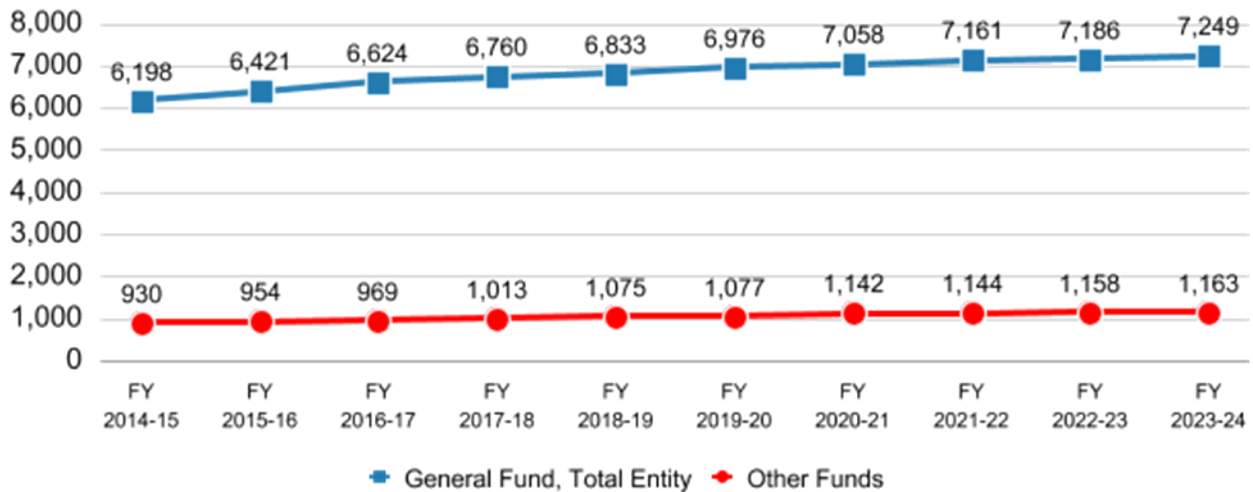
RECOMMENDED

<u>REQUIREMENTS</u>	<u>2022-23</u> <u>Adopted</u>	<u>2023-24</u> <u>Recommended</u>	<u>Increase/ (Decrease)</u>	
<u>General Fund</u>				
Administration and Fiscal	\$113,973,681	\$127,759,246	\$13,785,565	12%
Land Use and Development	\$87,565,872	\$94,120,858	\$6,554,986	7%
Justice Services	\$561,205,682	\$590,166,602	\$28,960,920	5%
Human Services	\$1,395,532,997	\$1,494,741,380	\$99,208,383	7%
Contingencies/Resv./Designations	\$28,000,000	\$61,000,000	\$33,000,000	118%
TOTAL GENERAL FUND	\$2,186,278,232	\$2,367,788,086	\$181,509,854	8%
<u>Other Funds</u>				
Capital Funds	\$63,513,113	\$109,602,978	\$46,089,865	73%
Debt Service	\$43,725,300	\$42,793,250	\$(932,050)	-2%
Enterprise Funds	\$110,895,196	\$97,695,052	\$(13,200,144)	-12%
Internal Service Funds	\$338,962,349	\$364,506,002	\$25,543,653	8%
Special Revenue / Trust Funds	\$1,711,915,594	\$1,856,399,817	\$144,484,223	8%
TOTAL OTHER FUNDS	\$2,269,011,552	\$2,470,997,099	\$201,985,547	9%
TOTAL REQUIREMENTS	\$4,455,289,784	\$4,838,785,185	\$383,495,400	9%
<u>AVAILABLE FINANCING</u>				
<u>Revenues</u>				
Taxes	\$371,324,595	\$391,785,670	\$20,461,075	6%
Licenses, Permits, & Franchises	11,285,567	12,315,744	1,030,177	9%
Fines, Forfeitures, & Penalties	5,833,221	4,586,070	(1,247,151)	-21%
Revenue From Use of Money & Property	8,626,109	12,900,232	4,274,123	50%
Intergovernment Rev - State	993,527,486	1,116,523,572	122,996,086	12%
Intergovernment Rev - Federal	578,766,236	709,068,485	130,302,249	23%
Intergovernment Rev - Other	8,978,419	11,532,901	2,554,482	28%
Charges For Services	417,096,248	470,789,185	53,692,937	13%
Miscellaneous Revenues	19,552,937	38,055,603	18,502,666	95%
Other Financing Sources	1,530,743,157	1,705,533,484	174,790,327	11%
Intrafund Revenue	22,333,138	22,530,522	197,384	1%
TOTAL REVENUES	\$3,968,067,113	\$4,495,621,468	\$527,554,355	13%
<u>Fund Balance</u>				
General Fund	\$70,844,000	\$92,267,391	\$21,423,391	30%
Other Funds	416,378,672	250,896,326	(165,482,346)	-40%
TOTAL FUND BALANCE	\$487,222,672	\$343,163,717	\$(144,058,955)	-30%
TOTAL FINANCING	\$4,455,289,784	\$4,838,785,185	\$383,495,400	9%

RECOMMENDED PERMANENT STAFFING

	Adopted 2022-23	Current as of 6/30 2022-23	Recommended 2023-24	Increase/ (Decrease)	
<u>GENERAL FUND</u>					
Administration and Fiscal	376	375	375	-	-
Land Use and Development	265	266	269	3	1%
Justice Services	2,652	2,659	2,661	2	-
Human Services	3,893	3,942	3,944	2	-
TOTAL GENERAL FUND	7,186	7,242	7,249	7	-
<u>OTHER FUNDS</u>					
Road/Disposal Funds	346	345	351	6	2%
Library Funds	325	325	325	-	-
Recorder Fund	27	27	27	-	-
Internal Service Funds	460	461	460	-1	-
TOTAL OTHER FUNDS	1,158	1,158	1,163	5	-
TOTAL ALL FUNDS	8,344	8,400	8,412	12	-

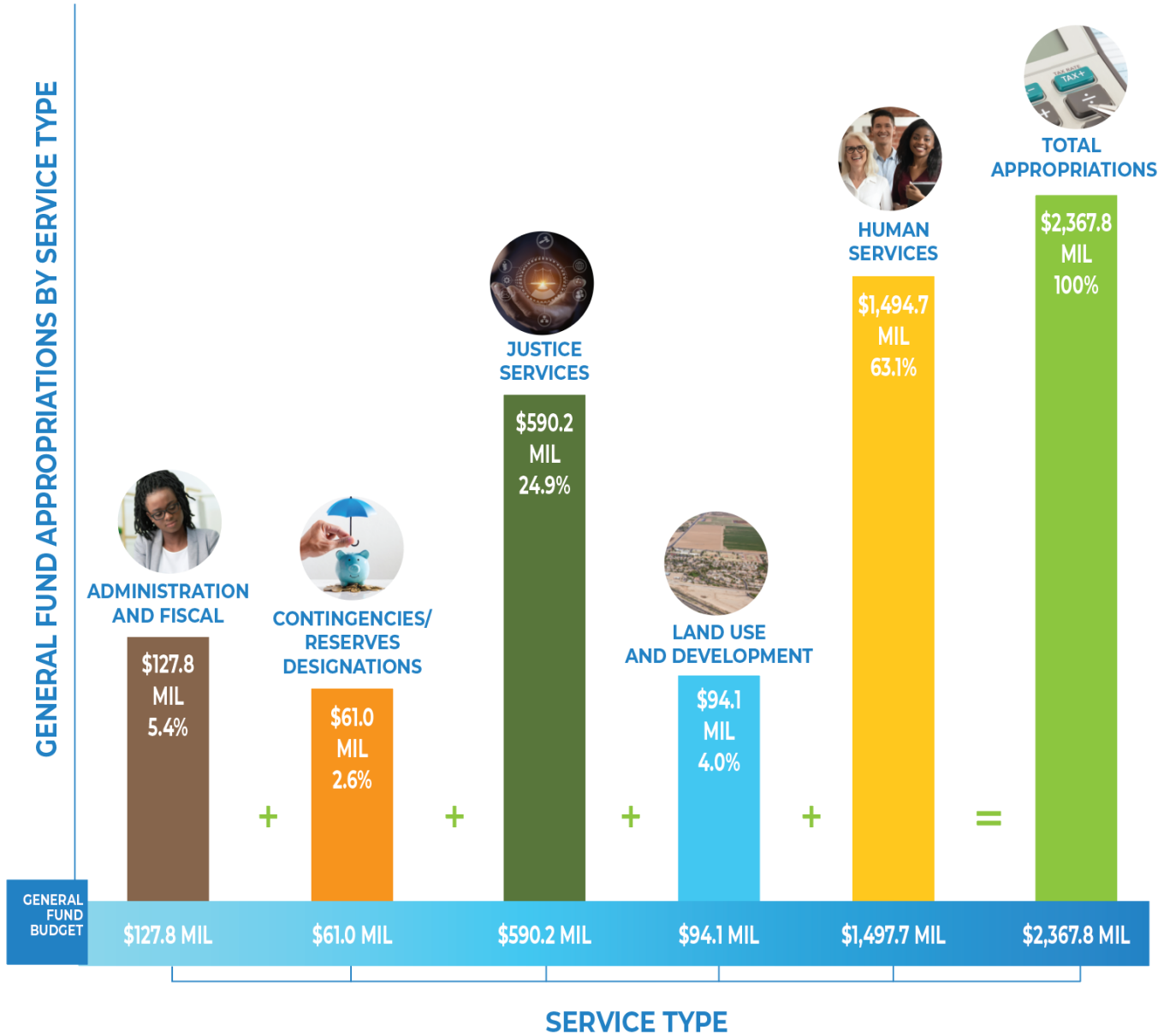
FY 2014-15 to FY 2023-24 Staffing Levels





GENERAL FUND APPROPRIATIONS

BY SERVICE TYPE



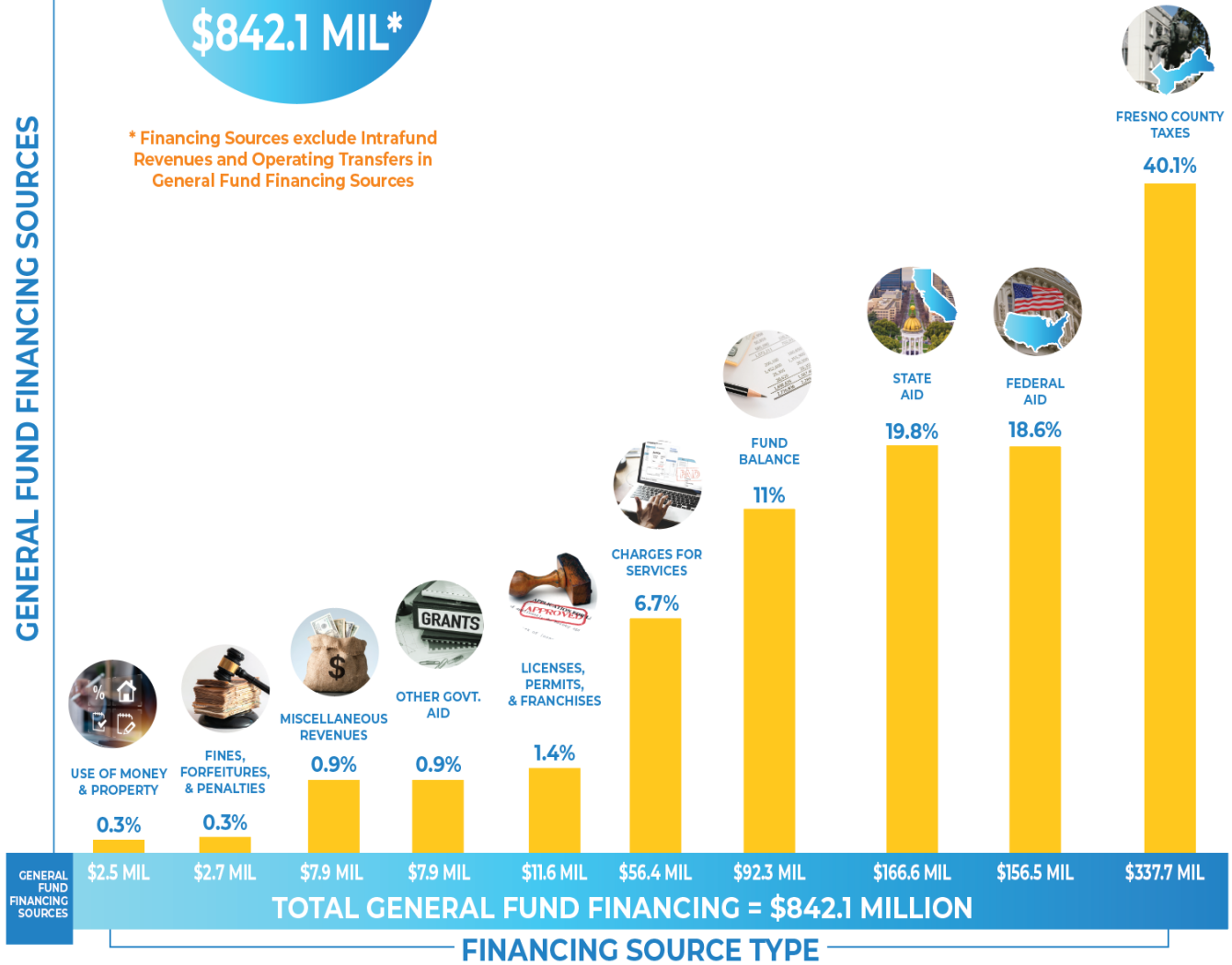


GENERAL FUND SOURCES

**TOTAL
GENERAL FUND
FINANCING =
\$842.1 MIL***

* Financing Sources exclude Intrafund Revenues and Operating Transfers in General Fund Financing Sources

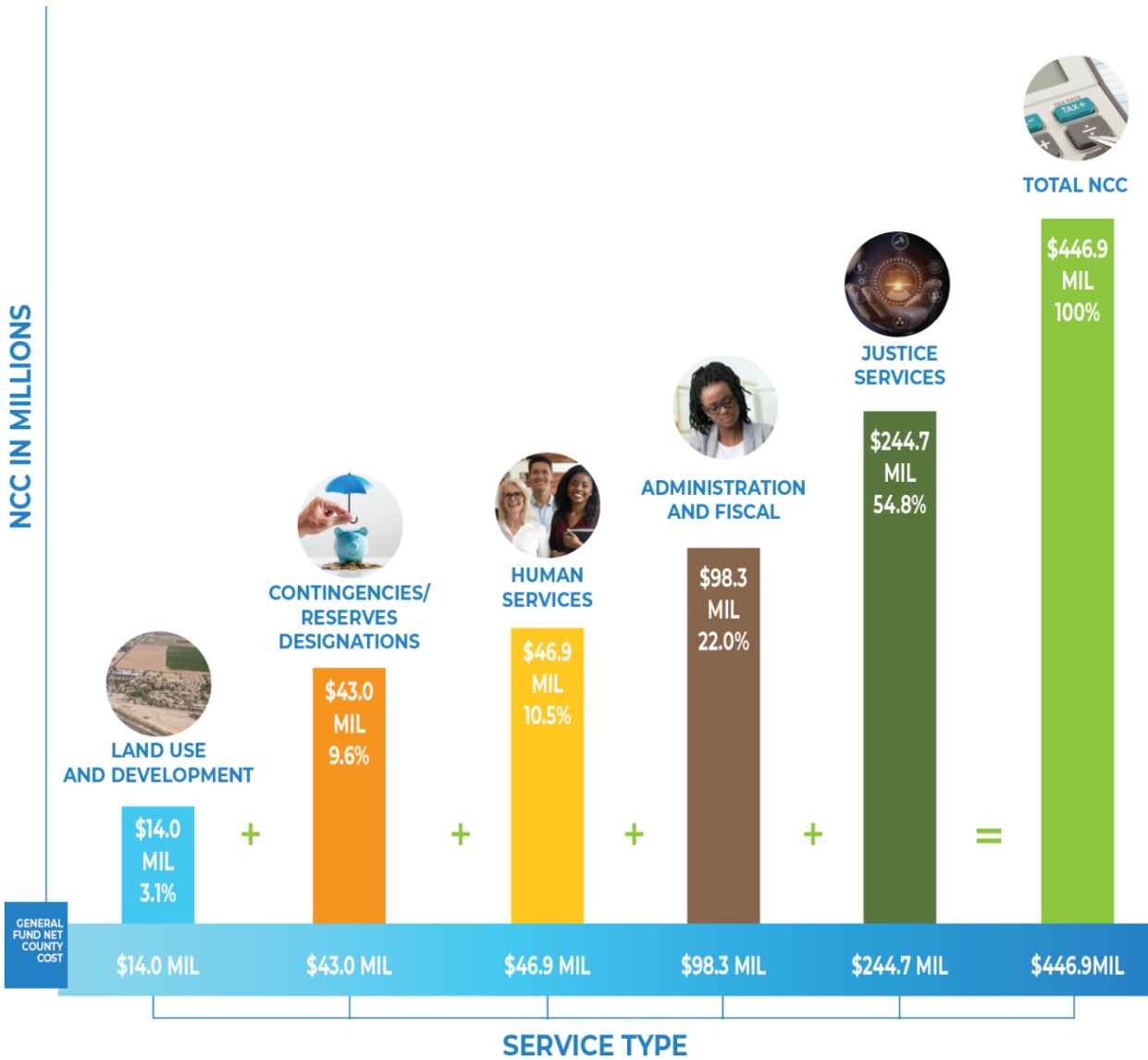
GENERAL FUND FINANCING SOURCES





GENERAL FUND NET COUNTY COST

(NCC) BY SERVICE TYPE



FINANCING OF NET COUNTY COST (NCC) BY SYSTEM				
RECOMMENDED				
	Adopted 2022-23	Recommended 2023-24	Increase/ (Decrease)	
<u>SOURCES</u>				
<u>COUNTYWIDE REVENUES</u>				
COUNTYWIDE REVENUE	\$338,067,017	\$354,623,842	\$16,556,825	5%
REALIGNMENT VLF	0	0	0	0%
TOTAL COUNTYWIDE REVENUES	\$338,067,017	\$354,623,842	\$16,556,825	5%
<u>FUND BALANCE/RESERVES/DESIGNATIONS</u>				
FUND BALANCE	\$70,844,000	\$92,267,391	\$21,423,391	30%
ANNUAL LEAVE DESIGNATION DRAW	0	0	0	0%
RELEASE OF ENCUMBRANCES	0	0	0	0%
TOTAL FUND BALANCE/RESERVES/DESIG.	\$70,844,000	\$92,267,391	\$21,423,391	30%
TOTAL GENERAL FUND SOURCES TO FINANCE NET COUNTY COST	\$408,911,017	\$446,891,233	\$37,980,216	9%
<u>DISTRIBUTION</u>				
ADMINISTRATION AND FISCAL	\$81,956,861	\$98,331,939	\$16,375,078	20%
LAND USE AND DEVELOPMENT	11,922,709	13,973,741	2,051,032	17%
JUSTICE SERVICES	240,718,215	244,675,879	3,957,664	2%
HUMAN SERVICES	46,313,232	46,909,674	596,442	1%
CONTINGENCIES/RESV./DESIGNATIONS	28,000,000	43,000,000	15,000,000	54%
TOTAL DISTRIBUTION OF NET COUNTY COST	\$408,911,017	\$446,891,233	\$37,980,216	9%
PROPOSITION 172 BUDGETING AS DEPARTMENTAL REVENUE				
	Adopted 2022-23	Recommended 2023-24		
Prop 172 Total Estimated	\$95,069,645	\$107,671,520		
Sheriff	63,906,456	75,203,028		
District Attorney	10,794,737	11,488,986		
Probation	20,368,452	20,979,506		

Budget Overview

BUDGET CONTROL SUMMARY					
RECOMMENDED					
GENERAL FUND			RECOMMENDED		
Fund	Dept	Department Name	Appropriations	Revenues	NCC
0001	0110	Board Of Supervisors	4,914,990	36,600	4,878,390
0001	0120	County Administrative Office	4,380,879	735,481	3,645,398
0001	0122	County Administrative Office - Grants	1,475,843	1,475,843	-
0001	0410	Auditor-Controller/Treasurer-Tax Collector	15,921,117	7,688,861	8,232,256
0001	0420	Assessor-Recorder	17,044,043	5,962,796	11,081,247
0001	0440	Purchasing	1,259,522	652,500	607,022
0001	0710	County Counsel	8,749,366	5,429,996	3,319,370
0001	1010	Human Resources	6,006,025	3,260,005	2,746,020
0001	2540	Interest And Misc Expenditures	57,808,002	850,000	56,958,002
0001	2838	Court Ancillary Services	16,805,174	3,381,696	13,423,478
0001	2850	County Clerk - Elections	9,771,746	3,335,225	6,436,521
0001	2860	District Attorney	47,780,187	17,071,215	30,708,972
0001	2862	District Attorney - Grants	8,177,039	6,876,449	1,300,590
0001	2870	Grand Jury	70,000	-	70,000
0001	2875	Alternate Indigent Defense	8,101,544	511,544	7,590,000
0001	2880	Public Defender	30,226,895	5,736,611	24,490,284
0001	3111	Sheriff - Coroner	325,545,901	188,852,200	136,693,701
0001	3430	Probation	60,349,848	49,403,042	10,946,806
0001	3432	Probation - Grants	6,366,676	6,031,718	334,958
0001	3440	Probation - Juvenile Justice Campus	48,295,602	29,178,512	19,117,090
0001	4010	Agriculture	15,920,154	11,474,142	4,446,012
0001	4360	Public Works And Planning	19,608,101	13,978,457	5,629,644
0001	4365	PW&P - Support Services	6,008,348	6,008,348	-
0001	4700	Transit Services	5,379,473	5,379,473	-
0001	5110	Child Support Services	38,447,736	38,447,736	-
0001	5240	County Medical Services	11,909,752	550,000	11,359,752
0001	5512	Public Works & Planning - Grants	29,636,716	29,636,716	-
0001	5610	Department Of Social Services	455,076,524	450,337,872	4,738,652
0001	5611	IHSS - Public Authority	2,410,261	2,305,653	104,608
0001	5620	Department Of Public Health	124,069,616	121,572,361	2,497,255
0001	5630	Department of Behavioral Health	414,770,859	414,161,451	609,408
0001	6310	CalWORKS	239,363,808	237,800,510	1,563,298
0001	6410	Department of Children - Foster Care	98,260,434	87,783,892	10,476,542
0001	6415	Aid to Adoptions	54,535,158	50,647,433	3,887,725
0001	6420	In Home Supportive Services	87,539,027	78,932,753	8,606,274
0001	6615	Aid to Refugees	2,261,028	2,261,028	-
0001	6645	General Relief	3,589,400	714,254	2,875,146
0001	7110	Veterans' Service Office	955,513	764,499	191,014
0001	7205	Community Development Block Grant	12,194,575	12,194,575	-
0001	7515	Librarian	427,713	-	427,713
0001	7910	Parks and Grounds	5,373,491	1,475,406	3,898,085
Subtotal General Fund			2,306,788,086	1,902,896,853	403,891,233

Recommended Budget: 2023-24

Budget Overview

Fund	Dept	Department Name	Appropriations	Revenues	NCC
0001	8210	Contingencies	1,000,000	18,000,000	(17,000,000)
0001		Budget Stabilization Reserve	32,000,000	-	32,000,000
0001		Increase in General Reserve	10,000,000	-	10,000,000
0001		Rowell Builing Purchase (Restricted)	18,000,000	-	18,000,000
Subtotal General Fund Reserves and Designations			61,000,000	18,000,000	43,000,000
General Fund Total			2,367,788,086	1,920,896,853	446,891,233

0001	0415	Countywide Revenues to Finance NCC	-	354,623,842	(354,623,842)
		Fund Balance to Finance NCC	-	92,267,391	(92,267,391)
Total Financing for NCC			-	446,891,233	(446,891,233)

Total Budget for FY 2023-24 2,367,788,086 2,367,788,086 -

OTHER FUNDS			RECOMMENDED		
			Appropriations	Revenues	Increase/Reserve/ (Use of Fund Balance)
CAPITAL PROJECTS					
0400	8830	Juvenile Justice Campus	1,600,000	-	(1,600,000)
0400	8846	Leasehold Improvements (WAJ)	1,046,585	1,440,324	393,739
0400	8847	Central Plant/Tunnel (WAJ)	1,438,324	-	(1,438,324)
0400	8848	Intangibles (WAJ)	6,000	-	(6,000)
0400	8849	Non-Capitalized Expend (WAJ)	1,393,475	-	(1,393,475)
0400	8852	Jail Improvements	9,631,246	3,600,000	(6,031,246)
0400	8853	Sheriff'S Area 2 Substation	7,723,939	-	(7,723,939)
0400	8855	Animal Control Facility	18,891	-	(18,891)
0400	8857	AG Capital Projects And Maint.	3,956,160	9,700,000	5,743,840
0400	8861	Hall Of Records Improvements	12,611,978	15,100,000	2,488,022
0400	8863	Clovis Regional Library	18,000,000	18,000,000	-
0400	8865	Reedley Branch Library	9,325,000	9,325,000	-
0400	8867	Capital Projects - Parks	4,798,668	4,656,780	(141,888)
0400	8869	Elkhorn Training Facility	14,515,070	-	(14,515,070)
0400	8870	PWP-ARPA Projects	23,537,642	23,537,642	-
Capital Projects			109,602,978	85,359,746	(24,243,232)

DEBT SERVICE			Appropriations	Revenues	Increase/Reserve/ (Use of Fund Balance)
0300	0301	Lease Revenue Bonds	3,573,250	3,567,250	(6,000)
0300	0302	Pension Obligation Bonds	39,220,000	39,215,000	(5,000)
Debt Service			42,793,250	42,782,250	(11,000)

Budget Overview

OTHER FUNDS			RECOMMENDED		
Fund	Dept	Department Name	Appropriations	Revenues	Increase/Reserve/ (Use of Fund Balance)
ENTERPRISE FUNDS					
0700	9026	American Ave Disposal Site	43,204,741	39,836,606	(3,368,135)
0700	9905	PW&P-American Avenue Disposal Site Landfill Expansion	22,820,000	2,462,742	(20,357,258)
0701	9015	Resources	23,149,246	24,341,746	1,192,500
0710	9028	Coalinga Disposal Site	364,679	150,000	(214,679)
0720	9020	Southeast Regional Disposal	1,526,956	280,000	(1,246,956)
0801	9140	Special Districts Admin	6,629,430	6,546,869	(82,561)
Enterprise Fund Subtotal			97,695,052	73,617,963	(24,077,089)

INTERNAL SERVICE FUNDS					
1000	8910	Fleet Services	24,877,062	24,877,062	-
1000	8911	Fleet Services-Equipment	5,210,000	10,742,671	5,532,671
1020	8905	Information Technology Svc-ISF	77,177,934	77,177,934	-
1020	8908	Information Tech Svc-Equipment	-	30,000	30,000
1030	8933	PeopleSoft Operations	3,573,351	3,473,351	(100,000)
1035	8970	Security	10,147,634	10,147,634	-
1045	8935	Facility Services	80,560,485	80,560,485	-
1060	8925	HR - Risk Management	162,959,536	159,387,334	(3,572,202)
Internal Service Fund Subtotal			364,506,002	366,396,471	1,890,469

SPECIAL REVENUE FUNDS/TRUST FUNDS					
0010	4510	Public Works & Planning - Roads	176,492,835	161,932,522	(14,560,313)
0021	1020	Criminal Justice Temp Const	1,145,214	1,149,774	4,560
0022	0126	Public Defense Pilot Program B	1,475,843	1,211,782	(264,061)
0025	1030	Tax Collector Delinquent Cost	1,737,814	-	(1,737,814)
0026	1033	American Rescue Plan Act	121,000,000	121,000,000	-
0026	1034	Local Assistance Fund	-	11,889,980	11,889,980
0035	1040	Assessor AB-818	38,000	60,000	22,000
0035	1041	SSN Truncation	-	4,500	4,500
0035	1042	Micrographics Storage Fund	40,000	7,000	(33,000)
0035	1043	ERDS (Electronic Recording)	70,000	115,000	45,000
0035	1044	RDS (Record Documents System) Fund	425,000	670,000	245,000
0035	1045	Security Paper	35,000	18,000	(17,000)
0035	1046	Vital & Health Statistics Fee - Recorder	159,000	158,000	(1,000)
0035	1047	SCAPAP Grant	10,000	200	(9,800)
0035	1048	Base Recorder Fees (Recorder Budget)	5,058,180	5,058,180	-
0035	1049	SSCAP	877,000	18,000	(859,000)
0040	1051	Community Services Support (CCS)	126,663,753	89,993,500	(36,670,253)
0040	1052	Prevention & Early Intervention (PEI)	25,630,665	22,498,375	(3,132,290)
0040	1053	Innovations (INN)	18,990,829	5,920,625	(13,070,204)
0040	1055	Capital Facilities	2,238,704	9,000,000	6,761,296

Budget Overview

Fund	Dept	Department Name	Appropriations	Revenues	IncreaseReserve/ (Use of Fund Balance)
0040	1056	Education And Training	3,963,945	2,000,000	(1,963,945)
0041	1061	Alcohol Abuse Education & Prevention - SB920	81,104	54,558	(26,546)
0041	1062	Alcoholism Rehab. - Statham Funds	546,738	73,994	(472,744)
0041	1063	Alcohol Assessment	1,400,028	125,784	(1,274,244)
0041	1064	Drug Medi-Cal County Administration	113,636	1,497	(112,139)
0041	1066	DUI - PC1000	2,746,991	178,442	(2,568,549)
0041	1067	Restricted - Substance Abuse Local Assistance	860,449	11,363	(849,086)
0041	1069	SD & EPSDT Advance	3,500,000	1,815,211	(1,684,789)
0041	1071	Whole Person Care Fund	945,781	12,489	(933,292)
0041	1072	MHSSA Grant	2,603,924	1,925,621	(678,303)
0041	1074	Department of State Hospital Patterson	4,157,175	2,058,141	(2,099,034)
0041	1076	National Opioid Settlement	4,165,003	1,743,041	(2,421,962)
0041	1077	BH Quality Improv Prog (BHQIP)	2,221,999	1,228,621	(993,378)
0041	1078	CARE Act	485,399	178	(485,221)
0041	1079	Community Care Expansion (CCE)	5,463,341	5,463,341	-
0050	1080	Election Fees	300,000	58,000	(242,000)
0050	1081	Vital & Health Stat Fee - Elections	-	5,900	5,900
0055	1090	Admin & EDP Rev	38,310,820	38,310,820	-
0060	1100	Proposition 64 Trust	585,582	585,582	-
0060	1102	Disability & Healthcare Ins. Fraud	180,365	180,365	-
0060	1103	Real Estate Fraud Fund	1,197,304	1,197,304	-
0060	1104	DOI Automobile Insurance Fraud Fund	375,606	375,606	-
0060	1107	DOI Workers Comp Fraud Program	1,076,651	1,076,651	-
0060	1111	Federal Asset Forfeiture 1	50,000	50,000	-
0060	1113	State AF-Prosecutorial	-	1,293,101	1,293,101
0065	1116	CALAIM	603,415	603,415	-
0065	1117	GASB 87 Lease Designation	1,000,000	-	(1,000,000)
0065	1118	HEAP COSR	148,190	2,143	(146,047)
0065	1119	Housing Navigators Program	598,284	540,885	(57,399)
0065	1120	Welfare Advance Fund	536,382,656	536,382,656	-
0065	1121	Children's Fund	1,364,749	321,233	(1,043,516)
0065	1123	Domestic Violence	162,807	162,807	-
0065	1124	Children's Direct Donations	696	15	(681)
0065	1125	Veterans Service Office Funds	121,643	63,944	(57,699)
0065	1128	Wraparound - SB 163 Project Fund	8,117,772	7,909,633	(208,139)
0065	1129	Walter S. Johnson Grant (WSJF) - CC25	610	20	(590)
0065	1130	Adoptions Assistance Program Fund - SB 163	145,393	659,384	513,991
0065	1131	Intensive Services Foster Care Fund	2,501,948	3,535,541	1,033,593
0065	1132	Homeless Services	4,730,209	131,877	(4,598,332)
0065	1133	Housing And Disability Advocacy	16,855	238	(16,617)
0065	1136	CESH COSR	2,938	75	(2,863)
0065	1138	Emergency Rental Assistance	1,934,236	89,608	(1,844,628)
0065	1139	Transitional Housing Program	832,929	752,566	(80,363)

Recommended Budget: 2023-24

Budget Overview

Fund	Dept	Department Name	Appropriations	Revenues	Increase/Reserve/ (Use of Fund Balance)
0075	1140	Victims Emergency	3,000	1,500	(1,500)
0075	1143	Juvenile Special Deposit	85,000	85,000	-
0075	1144	Second Strike Prcs Funds	699,003	900,000	200,997
0075	1145	DJJ Realignment Funds	4,250,524	7,392,587	3,142,063
0080	1150	Vital Records & Health Statistics Fund	90,000	195,920	105,920
0080	1151	Contingency Fines & Penalties	55,000	10,597	(44,403)
0080	1152	Health Special Deposit Fund	504,477	97,821	(406,656)
0080	1153	Tobacco Prevention Program	150,000	150,967	967
0080	1154	Enviromental Health Service	109,498	110,127	629
0080	1155	Dairy Surcharge	179,000	181,234	2,234
0080	1156	Integrated Waste Management	28,676	28,820	144
0080	1157	Environmental Health Surcharge	478,750	481,937	3,187
0080	1158	Solid Waste Enforcement Tipping Fees	552,267	744,214	191,947
0080	1159	Local Public Health Preparedness	2,079,305	2,087,806	8,501
0080	1160	Hospital Preparedness Program	554,439	558,018	3,579
0080	1161	AIDS Education PC 1463-23	50,000	2,156	(47,844)
0080	1162	Certified Unified Program Agency (CUPA) Fines	37,876	35,634	(2,242)
0080	1163	Child Restraint/Bicycle Helmet Fund	15,000	15,098	98
0080	1164	Tobacco Prop 56	714,647	715,664	1,017
0080	1165	PEI Fund	867,191	916,164	48,973
0080	1166	Miscellaneous Public Health	-	6,279	6,279
0080	1167	ELC Funds	-	11,000	11,000
0085	1179	NEWHA Program	752,396	-	(752,396)
0085	1183	Building Inspectors Clrng	300,000	-	(300,000)
0085	1184	Building & Safety Inspectors Clrng Fund	100,000	-	(100,000)
0085	1186	PW - Special Studies Deposit	2,365,000	-	(2,365,000)
0085	1187	Water Management & Planning Fund	7,500	-	(7,500)
0085	1188	Admin Fines - Code Enforcement	50,000	-	(50,000)
0085	1191	County Parks Donations	200,000	-	(200,000)
0085	1192	Hmong War Memorial Mnmnt	1,000	-	(1,000)
0086	1200	Rental Rehab Program Revenue	1,241,406	15,250	(1,226,156)
0086	1201	Comnity Dev Loan Fund	9,971,791	9,971,791	-
0086	1202	Home Investment Fund	15,980,254	12,464,479	(3,515,775)
0086	1203	Housing Preservation Grant Program	748,910	220,200	(528,710)
0086	1204	Cal-Home Reuse Account	762,813	38,783	(724,030)
0086	1205	Neighborhood Stabilization	503,179	6,400	(496,779)
0086	1207	Fruit Trail Reuse Account	5,000	4,235	(765)
0086	1208	HCD-PLHA	5,577,952	5,371,319	(206,633)
0087	1220	CFD1 Phase 1 Ne Reservoir	-	97	97
0087	1221	CFD1 Phase 2 Ne Reservoir	-	296	296
0087	1222	CFD1 Ne Res Blackoak Line	-	726	726
0087	1223	CFD1 2599 Black Oak Line	-	371	371
0087	1224	CFD1 Phase 1 Se Reservoir	-	437	437

Budget Overview

Fund	Dept	Department Name	Appropriations	Revenues	IncreaseReserve/ (Use of Fund Balance)
0087	1225	CFD1 Phase 2 Se Reservoir	-	270	270
0087	1226	CFD1 Ridgetop Res Expan	-	67	67
0087	1227	CFD1 R6 Well Ridgetopres	-	125	125
0087	1228	CFD1 Exist Twine Resseroes	-	454	454
0087	1229	CFD1 Se Res-Weirvlg Line	-	906	906
0087	1230	CFD1 Sierra Cedarsfwd41	-	291	291
0087	1231	CFD1 Sierracedarsresvexpn	-	366	366
0087	1232	CFD1 2599 Blackoak Line	-	114	114
0087	1233	CFD1timberwinewflrvlgline	-	69	69
0087	1234	CFD1 Upgrade Existinter	-	410	410
0087	1235	CFD1 Rd A Rdm Wflrvlg	-	2,151	2,151
0087	1236	CFD1 2n M Seibertprop	-	881	881
0087	1237	CFD1 Imprv Thrusiebert	-	1,484	1,484
0087	1238	CFD1 Imprv On Bretzmtn	-	919	919
0087	1239	CFD1bretz-168intersection	-	74	74
0087	1240	CFD1 168 To Blackoak Rd	-	866	866
0087	1241	CFD1 Blackoak Fwy-Contyrd	-	187	187
0087	1242	CFD1fwy-Cntyrdinkeycrkd	-	1,569	1,569
0087	1243	CFD1 Thru Timberwine	-	838	838
0087	1244	CFD1 Thru Wflr Vlg	-	2,588	2,588
0087	1245	CFD 1 Hwy 168 Expansion	-	8,872	8,872
0087	1246	CFD1water Treatmentplant	-	14,944	14,944
0087	1247	CFD 1 Lake Capacityfee	-	438	438
0087	1248	CFD1cressman Roadconstr	-	6,029	6,029
0087	1249	CFD1fire Facilities	-	1,848	1,848
0087	1250	CFD1snow Removalfacilts	-	2,974	2,974
0087	1251	CFD1water Districtsystem	-	10,846	10,846
0087	1252	CFD1 School Facilities	-	158	158
0087	1253	CFD1sewer Plantexpansion	-	10,959	10,959
0087	1254	CFD1well Water Supplydev	-	970	970
0088	1300	SSR198-Roadatrrafficsignal	-	1,028	1,028
0088	1301	Friant/Nrth Frk Trfc Sgnl	5,255	-	(5,255)
0088	1302	Friant/Willow Trfc Signal	-	302	302
0088	1303	Willow/Copper Trfc Signal	-	212	212
0088	1304	Frnt/Willowtonorthfork Rd	94,363	-	(94,363)
0088	1305	Friant/Crrentnrcetowillow	-	549	549
0088	1306	Millertonrd/Frianttoaubry	-	3,966	3,966
0088	1307	Mlrtn Rd Imp Brghton Crst	-	2,611	2,611
0088	1308	Mlrtn/Friant Road Imps	-	633	633
0088	1309	Fowler/Shaw Intersection	-	179	179
0088	1310	Dewolf/Shaw Intersection	-	403	403
0088	1311	Leonard/Shaw Intersection	-	428	428
0088	1312	Mccall/Shaw Intersection	-	428	428
0088	1313	Academy/Shaw Intersection	-	213	213

Budget Overview

Fund	Dept	Department Name	Appropriations	Revenues	Increase/Reserve/ (Use of Fund Balance)
0088	1314	Asghlan/Mccall Intrsctn	-	366	366
0088	1315	Ashlan/Academy Intrsctn	-	244	244
0088	1316	Clovis/Shaw Intersection	-	560	560
0088	1317	Shaw/Tmprnce/Clovis Lakes	-	9,066	9,066
0088	1318	Tmprnce Ave Exprssway Fr	-	362	362
0088	1319	Central&Chstntaveintrstn	-	172	172
0088	1320	Centraveatstr 99 Off-Rmp	-	242	242
0088	1321	Aubry RD&SR 168 Prather	-	22	22
0088	1322	Lodge Road & SR 168	-	8	8
0088	1323	Aubry Road&SR 168 Auberry	-	14	14
0088	1324	Academy & Herndon Intr	-	14	14
0088	1325	Shepperd & SR168 Intrsct	-	17	17
0088	1326	SR168 Widening	-	405	405
0088	1327	Man Av Button Wil To Alta	-	513	513
0088	1328	Shawav-Temperance-Leonard	-	380	380
0088	1329	Willow-Friant To Copper	-	1,869	1,869
0088	1330	Herndon & Dewolf Inter.	-	41	41
0088	1331	Herndon & Locan Inter.	-	42	42
0088	1332	Herndon & Tollhouse Intr	-	38	38
0088	1333	Willow&Internintersection	-	209	209
0088	1334	Willowave-Shepherdto coppe	-	519	519
0088	1335	Jefferson Academy Inter	-	16	16
0088	1336	Auberry/Coppertfcsignal	9,819	-	(9,819)
0088	1337	Auberry/Marinatrfcsignal	-	246	246
0088	1338	Auberry Imp-Copper-Marina	-	9,578	9,578
0088	1339	SR41-Friantrdoff Rampimp	-	478	478
0088	1340	Shaw/GrntIndtrafficsignal	7,360	-	(7,360)
0088	1341	Shields/Academytraf Sig	-	49	49
0088	1342	Ashlan/Academytraf Sig	-	47	47
0088	1343	Shaw/Academytraf Sign	-	45	45
0088	1344	Belmont/Academy/T Lanes	-	59	59
0088	1345	Mckinley/Academytrafsign	-	49	49
0088	1346	Millerton & Auberrysignal	-	79	79
0088	1347	Millerton & Skyharbor Signal	-	69	69
0088	1348	Millerton & Brightoncrest Sig	-	60	60
0088	1349	Millerton & Marinasignal	-	120	120
0088	1350	Millerton & Tablemountain Sig	-	15	15
0088	1351	Friant Road Buggto North Fork	30,012	-	(30,012)
0088	1352	Millerton Rd. Marinadr. To Sk	-	610	610
0088	1353	Millerton Rd. Skyharbor To Au	-	779	779
0088	1354	Jayne Ave-Glento I-5 Road Imp	-	507	507
0088	1355	Amer Ave/Goldst-Trfc Sig	134,463	-	(134,463)
0088	1356	Central Bethelto Academy	217,647	-	(217,647)
0088	1357	Central Academyto Newmark	-	1,520	1,520

Budget Overview

Fund	Dept	Department Name	Appropriations	Revenues	Increase/Reserve/ (Use of Fund Balance)
0088	1358	Goodfellow, Newmark& Rvrbend	-	6,772	6,772
0088	1359	Central & Chestnutintersectio	-	32	32
0088	1360	Central SR99 SBoff Ramp	-	20	20
0088	1361	Central Chestnutto GSB	-	19	19
0088	1362	Central & Academyt Signal	-	118	118
0088	1368	Friant Rd - Willow To Bugg	96,831	-	(96,831)
0088	1369	Auberry RD. - Copper/Millerton	-	44	44
0088	1370	Millerton Rd-North Fork/Marina	-	3,001	3,001
0088	1371	Friant - Copper River/Willow	-	54	54
0088	1372	Dinuba & Alta Intersection	-	34	34
0088	1373	Kings Canyon & McCall Avenue	-	84	84
0088	1375	Jayne Avenue to SR33 Overlay	-	3,612	3,612
0088	1376	McCall Ave - Clarkson to Elkho	-	942	942
0088	1377	Willow to Copper Intersection	-	72	72
0088	1378	Copper to Auberry Intersection	-	52	52
0088	1379	Copper/Minnewawa Intersection	-	120	120
0095	1451	Sheriff - Criminalistic Laboratory	70,000	5,000	(65,000)
0095	1452	Sheriff - CA ST Corr Train	360,000	360,000	-
0095	1454	Debtor Assessment Fee	162,800	155,000	(7,800)
0095	1455	Sheriff Automated GC 26731	1,000,000	145,000	(855,000)
0095	1456	Local Law Enforcement Block	129,759	199,254	69,495
0095	1457	Search & Rescue Fund	80,000	80,000	-
0095	1459	Federal Asset Forfeiture 3	70,000	-	(70,000)
0095	1464	HIDTA - State Forfeiture	800,000	-	(800,000)
0095	1465	Indigent Burial Trust Fund	100,000	-	(100,000)
0096	1500	Incarcerated Prsns Wlfr Fund	9,829,043	4,224,592	(5,604,451)
0107	7511	Library - Measure B	39,672,654	44,320,840	4,648,186
0107	7517	Library Grants	2,000	2,000	-
0107	7521	County Library Book Fund	917,628	62,000	(855,628)
0107	7530	Library - Measure B - Capital Improvements	37,300,000	-	(37,300,000)
0115	4350	Fish And Game Propagation	3,702	1,860	(1,842)
0120	7920	Off-Highway License	202	5,000	4,798
0130	5244	Emergency Medical Services Dept	471,757	408,271	(63,486)
0135	5243	1991 Realignment - Health	38,381,767	31,051,123	(7,330,644)
0135	5245	1991 Realignment - Behavioral Health	43,921,962	41,193,695	(2,728,267)
0135	5246	1991 Realignment - Social Services	92,096,580	80,298,370	(11,798,210)
0135	5247	1991 Realignment - CalWORKS MOE	60,738,996	60,738,996	-
0135	5248	1991 Realignment - Family Support	98,826,002	83,776,603	(15,049,399)
0271	2861	2011 Realignment - Rural Crime Prevention	776,749	776,749	-
0271	2866	2011 Realignment - District Attorney	950,000	950,000	-
0271	2867	2011 Realignment - COPS - DA	500,000	500,000	-
0271	2881	2011 Realignment - Public Defender	950,000	950,000	-
0271	3117	2011 Realignment - Trial Court Security Account	21,258,490	21,258,490	-

Budget Overview

Fund	Dept	Department Name	Appropriations	Revenues	IncreaseReserve/ (Use of Fund Balance)
0271	3118	2011 Booking Fees/Cal-MMET	2,680,500	2,680,500	-
0271	3119	2011 Realignment - COPS Sheriff	1,000,000	1,000,000	-
0271	3433	2011 Realignment - County Probation/Juv Camps	8,777,863	5,311,797	(3,466,066)
0271	3434	2011 Realignment - Youthful Offender	4,419,310	4,419,310	-
0271	3435	2011 Realignment - Juvenile Reentry Grant	263,892	676,398	412,506
0271	3436	2011 Realignment - Local Community Corrections	55,440,489	56,272,741	832,252
0271	3437	2011 Realignment - JJCPA	5,261,052	2,763,957	(2,497,095)
0271	3438	2011 Realignment - Local Innovation Subacct.	451,617	-	(451,617)
0271	3439	2011 Realignment - AB109 Planning Grant	298,647	200,000	(98,647)
0271	5632	2011 Realignment - Drug Court	4,747,845	1,340,275	(3,407,570)
0271	5633	2011 Realignment - Nondrug Medi-Cal	532,538	169,588	(362,950)
0271	5634	2011 Realignment - Drug Medi-Cal Account	19,051,389	12,095,928	(6,955,461)
0271	5636	2011 Realignment - Managed Health	22,315,371	14,560,135	(7,755,236)
0271	5637	2011 Realignment - Mental Health	24,813,546	19,844,754	(4,968,792)
0271	6210	2011 Realignment - Protective Services Subaccount	87,067,301	71,351,324	(15,715,977)
0275	3450	SB 678 - Performance Incentive Funding	3,156,754	3,156,754	-
Special Revenue Fund Subtotal			1,856,399,817	1,651,944,343	(204,455,474)

Total Recommended Budget	4,838,785,185	4,495,621,468	(343,163,717)
General Fund Balance	-	92,267,391	(92,267,391)
Other Fund Balance	-	250,896,326	(250,896,326)
	4,838,785,185	4,838,785,185	-





Agriculture BUDGET 4010

	Actual 2021-22	Adopted 2022-23	Recommended 2023-24	Increase/ (Decrease)	
<u>FISCAL SUMMARY</u>					
<u>Appropriations</u>					
Salaries and Benefits	\$ 11,826,819	\$ 12,083,739	\$ 12,006,289	\$ (77,450)	-1%
Services and Supplies	2,264,070	3,411,838	3,913,865	502,027	15%
Other Financing Uses	5,301	48,000	-	(48,000)	-100%
Capital Assets	-	220,000	-	(220,000)	-100%
Total Appropriations	<u>\$ 14,096,190</u>	<u>\$ 15,763,577</u>	<u>\$ 15,920,154</u>	<u>\$ 156,577</u>	1%
<u>Revenues</u>					
Licenses, Permits, & Franchises	\$ 667,690	\$ 655,000	\$ 680,000	\$ 25,000	4%
Fines, Forfeitures, & Penalties	21,850	26,000	31,000	5,000	19%
Intergovernment Rev - State	6,392,316	6,624,570	7,260,772	636,202	10%
Intergovernment Rev - Federal	1,134,189	1,597,297	1,512,779	(84,518)	-5%
Charges For Services	1,893,092	1,988,001	1,762,091	(225,910)	-11%
Miscellaneous Revenues	161,337	190,350	196,000	5,650	3%
Other Financing Sources	229,910	-	-	-	-
Intrafund Revenue	33,886	51,500	31,500	(20,000)	-39%
Total Revenues	<u>\$ 10,534,270</u>	<u>\$ 11,132,718</u>	<u>\$ 11,474,142</u>	<u>\$ 341,424</u>	3%
Net County Cost	\$ 3,561,921	\$ 4,630,859	\$ 4,446,012	\$ (184,847)	-4%
	Budgeted	Current	Recommended	Increase/ (Decrease)	
	2021-22	2022-23	2023-24		
Position Summary	<u>95</u>	<u>95</u>	<u>95</u>	-	

AGRICULTURAL COMMISSIONER – SEALER OF WEIGHTS AND MEASURES - 4010

FUNCTION

The Department of the Agricultural Commissioner – Sealer of Weights and Measures' function is to promote Fresno County agriculture, foster public confidence by assuring a fair and equitable marketplace, protect environmental quality through the sound application of pesticide and worker safety regulations, preserve agricultural land use for future generations and minimize the pest risk pathways of exotic and harmful pests. Program responsibilities and activities include:

- Pest Detection – Monitoring urbanized and crop areas for quarantine pests with traps and surveys;
- Pest Eradication – Treating and eliminating unwanted quarantine pests of significance as they occur in the urban and agricultural setting;
- Pest Management-Control – Limiting and controlling the spread of pests of significance, including weeds, vertebrate pests, and insects;
- Pest Exclusion-Plant Quarantine – Inspecting incoming and outgoing pathways of pest introduction, including export certification and high-risk pest exclusion facilities;
- Pesticide Use Enforcement and Apiary – Enforcing regulations covering agricultural and structural use of pesticides and apiaries;
- Nursery and Seed Inspection – Inspecting nursery stock to be used for farm planting and retail nursery stock and enforcing seed law regulations;
- Fruit and Vegetable Quality Control – Inspecting fruits and vegetables for compliance with State and Federal standards;
- County Weed and Rodent Control – Providing service to other County departments for weed and rodent control; and
- Weights and Measures – Ensuring enforcement of national and State standards for weighing, measuring, and transaction devices.

OVERVIEW

The FY 2023-24 Recommended Budget of \$15,920,154 represents a 1% (\$156,577) increase over the FY 2022-23 Adopted Budget. Revenues recommended at \$11,474,142 represent a 3% (\$341,424) increase over the FY 2022-23 Adopted Budget. The Net County Cost allocation of \$4,446,012 represents a 4% (\$184,847) decrease from the FY 2022-23 Adopted Budget. Staffing is recommended at 95 positions, the same as FY 2022-23. No Salary Savings are included in the FY 2023-24 Recommended Budget.

GOAL SETTING

Goal

FY 2023-24

- **Goal:** Improve work conditions to increase employees' performance, safety, and better serve the public.
- **Performance Metrics:**
 - Upgrade furnishings and fixtures in District offices.

- Relocate the Sanger District office.
- Review and approve the building space needs for the new headquarters.
- Review and update the Department's policies and procedures, incorporating safety recommendations from the County's work safety consultant.
- Replace the crane mechanism on the Weights and Measures truck.

FY 2022-23

- **Goal:** Continued increase of departmental visibility and its direct impact on the public and agricultural industry.
- **Outcome(s)/Result(s):**
 - In the FY 2022-23, the Department participated in ten public outreach events attended by a total of 3,223 people. This represents a 500% increase in the event participation by the Department and a 26.4% increase in the number of attendees, compared to the FY 2021-22. Some of the events the Department was involved in included Earth Day at the Fresno Fairgrounds, Día de la Familia hosted in Parlier by the California Farmworker Foundation and the Govaganza Job Fair at Chukchansi Park. The Department created a colorful and informational pop-up canopy to attract the public to its station during events. The Department continued its industry-specific outreach and training activities throughout the year.
 - The Department's website was updated with a new look and additional resources for the industry and the public. Progress is being made on building the Department's presence on social media.
- **Goal:** Increase inspections and efficiency within the Pesticide Regulatory Program.
- **Outcome(s)/Result(s):**
 - The Department reassigned three Agricultural/Standards Specialists to staff a newly formed PI Team - a dedicated pesticide inspection unit with the goal of enhancing the pesticide regulatory enforcement program. Distinct work areas within the Department were assigned inspection targets by inspection type. The number of targeted inspection types completed in the FY 2022-23 increased by 261% and the average inspection time decreased by 3 hours as compared to the FY 2021-22.

SUMMARY OF CAO RECOMMENDATIONS

Salaries and Benefits

- Salaries and Benefits recommended at \$12,006,289 represent a 1% (\$77,450) decrease from the FY 2022-23 Adopted Budget primarily due to a reduction in Retirement Contribution rates.

Services and Supplies

- Services and Supplies recommended at \$3,913,865 represent a 15% (\$502,027) increase over the FY 2022-23 Adopted Budget.

Recommended funding includes:

- Account 7416 Trans & Travel County Garage, recommended at \$1,196,452, represents a 10% (\$112,392) increase over the FY 2022-23 Adopted budget due to an increase in Internal Services Department rates and fuel costs.

SUMMARY OF REVENUES

- Revenues are recommended at \$11,474,142 and represent a 3% (\$341,424) increase over the FY 2022-23 Adopted Budget
 - Intergovernmental Revenue-State recommended at \$7,260,772 represents a 10% (\$636,202) increase over the FY 2022-23 Adopted Budget due to an increase in the projections for revenue from Unreimbursed Gas Tax and Mill Assessment.
 - Charges for Services recommended at \$1,762,091 represent an 11% (\$225,910) decrease from the FY 2022-23 Adopted Budget due to lower estimates for revenue from County Weed Program (CWP) and Phytosanitary Inspections based on prior-year actuals.

Agriculture - 4010

REGULAR SALARIES
BUDGETED POSITIONS
RECOMMENDED

<u>JCN</u>	<u>TITLE</u>	<u>BAND/ RANGE</u>	<u>POSITIONS</u>		<u>RECOMMENDED SALARIES</u>
			<u>CURRENT</u>	<u>RECOMMENDED</u>	
0213	Assist Ag Commissioner/Sealer	C	1	1	\$132,158
1698	Ag/Standards Investigator	2,647	2	2	167,284
1699	Supvsng Ag/Standard Specialist	2,647	14	14	1,163,824
1700	Ag/Standards Specialist III	2,301	27	27	1,887,734
1701	Ag/Standards Specialist II	2,049	7	7	393,684
1702	Ag/Standards Specialist I	1,851	16	16	845,747
1703	Ag/Standards Specialist Trainee	1,575	1	1	40,950
1704	Agricultural Field Aide	1,242	7	7	261,016
1710	Agricultural Technician	1,397	2	2	88,296
1769	Deputy Ag Commissioner/Sealer	D	3	3	322,530
1770	Entomologist	2,647	1	1	83,642
2209	Executive Assistant	2,298	1	1	62,738
2212	Business Systems Analyst III	2,696	1	1	76,490
2345	Agricultural Business Manager	E	1	1	97,526
3070	Supvsng Office Assistant	1,774	1	1	47,274
3080	Office Assistant II	1,485	3	3	139,528
3260	Account Clerk II	1,565	2	2	90,016
3255	Sr Accountant	2,536	1	1	80,158
3621	Program Technician II	1,716	2	2	111,530
3623	Program Technician II-Conf	1,767	1	1	55,822
8005	Agricultural Commission/Sealer	B	1	1	165,178
Subtotal			95	95	\$6,313,125
	Auto Allowance				7,800
	Bilingual Pay				19,500
TOTAL REGULAR SALARIES					\$ 6,340,425

Assessor-Recorder BUDGET 0420

	Actual 2021-22	Adopted 2022-23	Recommended 2023-24	Increase/ (Decrease)	
<u>FISCAL SUMMARY</u>					
<u>Appropriations</u>					
Salaries and Benefits	\$ 10,531,684	\$ 12,899,208	\$ 12,772,889	\$ (126,319)	-1%
Services and Supplies	2,848,628	3,519,591	4,271,154	751,563	21%
Total Appropriations	\$ 13,380,312	\$ 16,418,799	\$ 17,044,043	\$ 625,244	4%
<u>Revenues</u>					
Charges For Services	\$ 3,979,656	\$ 3,800,000	\$ 4,122,651	\$ 322,651	8%
Miscellaneous Revenues	292,391	287,547	285,000	(2,547)	-1%
Other Financing Sources	204,056	1,684,760	1,555,145	(129,615)	-8%
Total Revenues	\$ 4,476,103	\$ 5,772,307	\$ 5,962,796	\$ 190,489	3%
<u>Net County Cost</u>	\$ 8,904,209	\$ 10,646,492	\$ 11,081,247	\$ 434,755	4%
	Budgeted	Current	Recommended	Increase/ (Decrease)	
	2021-22	2022-23	2023-24		
Position Summary	110	111	111	-	

ASSESSOR – 0420

FUNCTION

The Assessor's Division (Assessor) of the Assessor-Recorder's Office has a constitutional responsibility for the annual assessment of all taxable property in the County, with the exception of State assessed property. This division certifies an annual assessment roll upon which all local governmental units rely for revenue generated from property taxes. The Assessor also determines eligibility for certain classes of exemptions permitted by State law. Since 1983, the Assessor has been responsible for supplemental assessments of properties as prescribed by Senate Bill (SB) 813 (Chapter 498, Statutes of 1983). The efficient and complete operation of the Assessor is critical to the funding of State and local agencies. All functions of the Assessor are mandated.

OVERVIEW

The FY 2023-24 Recommended Budget of \$17,044,043 represents a 4% (\$625,244) increase over the FY 2022-23 Adopted Budget primarily due to direct charges from Internal Services. Revenues recommended at \$5,962,796 represent a 3% (\$190,489) increase over the FY 2022-23 Adopted Budget primarily due to an increase in Charges for Services. Net County Cost recommended at \$11,081,247 represents a 4% (\$434,755) increase over the FY 2022-23 Adopted Budget. Salary Savings of 2.5% (\$178,830) was used in calculating Regular Salaries with related benefit savings of \$137,396. Staffing is recommended at 111 positions, the same amount as the FY 2022-23 Adopted Budget.

GOAL SETTING

Goal

FY 2023-24

- **Goal:** Complete the migration of the existing Property Management Information System (PMIS) to a modern programming language, which includes benefits such as the elimination of a lengthy and laborious learning process, unavoidable delays, and downtime present in the existing PMIS.
- **Performance Metric:** Successfully complete the migration project and begin using the migrated PMIS system.

FY 2022-23

- **Goal:** Complete the migration of the existing PMIS to a modern language, which includes benefits such as the elimination of a lengthy and laborious learning process, unavoidable delays, and downtime present in the existing PMIS.
- **Outcome(s)/Result(s):** The PMIS migration project is underway and expected to be completed during FY 2023-24.

SUMMARY OF CAO RECOMMENDATIONS

Salaries and Benefits

- Salaries and Benefits recommended at \$12,772,889 represent a 1% (\$126,319) decrease from the FY 2022-23 Adopted Budget due to more entry-level staff after the retirement of experienced staff.

Services and Supplies

Services and Supplies recommended at \$4,271,154 represent a 21% (\$751,563) increase over the FY 2022-23 Adopted Budget primarily due to the Assessor's breakroom remodel and direct charges from the Internal Services Department (ISD) for FY 2023-24.

Recommended funding includes:

- Account 7296 Data Processing Services recommended at \$2,777,684 represent a 16% (\$381,068) increase over the FY 2022-23 Adopted Budget primarily due to an estimated increase in charges related to the PMIS migration project, as well as an increase in Enterprise Charges from ISD.
- Account 7345 Facility Operation & Maintenance recommended at \$800,985 represents a 69% (\$327,657) increase over the FY 2022-23 Adopted Budget primarily due to higher rates provided by Internal Services, costs associated with employee parking, and a remodel of the Assessor's breakroom.

SUMMARY OF REVENUES

- Revenues are recommended at \$5,962,796 and represent a 3% (\$190,489) increase over the FY 2022-23 Adopted Budget primarily due to an increase in Charges for Services resulting from an increase in estimated Assessments and Tax Collecting Fees.

PENDING FACTORS

The Property Tax Administration Program (PTAP) fund balance, which is the funding source for the Assessor's property tax system costs, continues to decrease. Depletion of these funds is expected within the next couple of fiscal years. If these funds are fully depleted, an alternative funding source may need to be identified depending on the cost for the ongoing maintenance, upgrade, and eventual replacement of the property tax system.

Assessor-Recorder - 0420

REGULAR SALARIES
BUDGETED POSITIONS
RECOMMENDED

JCN	TITLE	BAND/ RANGE	POSITIONS		RECOMMENDED SALARIES
			CURRENT	RECOMMENDED	
0015	Assessor-Recorder	ELECTED	1	1	\$174,515
0217	Assist Assessor-Recorder	C	1	1	139,620
1007	Auditor - Appraiser I	1,769	4	4	199,189
1012	Auditor - Appraiser II	2,041	2	2	123,315
1013	Auditor - Appraiser III	2,406	4	4	304,096
1005	Appraiser II	2,041	8	8	482,361
1010	Appraiser I	1,769	13	13	621,483
1016	Appraiser III	2,406	13	13	983,456
1017	Chief Appraiser	D	1	1	118,690
1022	Assessment Services Chief	D	1	1	118,690
1025	Sr Appraiser	3,035	5	5	437,007
1030	Sr Auditor - Appraiser	3,035	2	2	175,043
1035	Supvsng Appraiser	E	2	2	215,228
1040	Special Properties Appraiser	2,769	1	1	87,490
1042	Assessment Technician I	1,673	4	4	203,235
1043	Assessment Technician II	1,897	5	5	299,397
1044	Assessment Technician III	D	3	3	194,610
1045	Sup Assessment Technician	2,441	1	1	65,048
1103	Supvsng Cadastral Technician	2,431	1	1	64,782
1124	Cadastral Technician I	1,744	2	2	95,129
1126	Cadastral Technician III	2,143	1	1	59,969
1157	Cadastral Technician II	1,980	1	1	54,306
2209	Executive Assistant	2,298	1	1	65,317
2376	Assessor-Recorder Business Mgr	E	1	1	102,440
2393	Assessor-Recorder IT Manager	E	1	1	114,010
3070	Supvsng Office Assistant	1,774	2	1	56,082
3080	Office Assistant II	1,485	5	5	226,495
3110	Office Assistant I	1,349	4	4	144,686
3620	Program Technician I	1,534	13	13	580,522
3621	Program Technician II	1,716	2	2	111,530
3625	Supvsng Program Technician	1,956	1	2	104,289
3706	Info Technology Analyst III	2,393	3	3	226,465
3707	Infor Technology Analyst IV	2,852	1	1	90,142
1038	Chief Auditor Appraiser	D	1	1	118,690

Subtotal	111	111	\$7,157,327
Auto Allowance			6,156
Bilingual Pay			5,200
Remuneration			2,100
Total Salary Savings			(178,830)
TOTAL REGULAR SALARIES			\$ 6,991,953

VACANT POSITIONS DELETED (Effective October 16, 2023)

JCN	TITLE	BAND/ RANGE	POSITIONS	SALARIES
3070	Supvsng Office Assistant	1,774	-1	\$ 47,274
	Cost of Restoring Vacant Positions		-1	\$ 47,274

RECOMMENDED POSITIONS TO ADD (Effective October 16, 2023)

JCN	TITLE	BAND/ RANGE	POSITIONS	SALARIES
3625	Supvsng Program Technician	1,956	1	\$ 42,527
	Cost of Positions Recommended to Add		1	\$ 42,527

Auditor-Controller/Treasurer-Tax Collector BUDGET 0410

	Actual 2021-22	Adopted 2022-23	Recommended 2023-24	Increase/ (Decrease)	
<u>FISCAL SUMMARY</u>					
<u>Appropriations</u>					
Salaries and Benefits	\$ 7,997,043	\$ 10,122,541	\$ 10,462,741	\$ 340,200	3%
Services and Supplies	3,533,209	5,038,153	5,458,376	420,223	8%
Total Appropriations	\$ 11,530,252	\$ 15,160,694	\$ 15,921,117	\$ 760,423	5%
<u>Revenues</u>					
Taxes	\$ 313,050	\$ 279,999	\$ 344,140	\$ 64,141	23%
Licenses, Permits, & Franchises	4,134	4,500	4,100	(400)	-9%
Fines, Forfeitures, & Penalties	504,178	514,998	390,000	(124,998)	-24%
Revenue From Use of Money & Property	42,628	45,000	8,000	(37,000)	-82%
Intergovernment Rev - State	20,305	20,004	23,000	2,996	15%
Charges For Services	3,592,686	3,900,111	4,105,370	205,259	5%
Miscellaneous Revenues	189,387	150,747	154,436	3,689	2%
Other Financing Sources	1,018,615	1,188,009	1,850,815	662,806	56%
Intrafund Revenue	635,167	1,099,500	809,000	(290,500)	-26%
Total Revenues	\$ 6,320,150	\$ 7,202,868	\$ 7,688,861	\$ 485,993	7%
<u>Net County Cost</u>	\$ 5,210,102	\$ 7,957,826	\$ 8,232,256	\$ 274,430	3%
	Budgeted	Current	Recommended	Increase/ (Decrease)	
	2021-22	2022-23	2023-24	(Decrease)	
Position Summary	107	108	106	(2)	

AUDITOR-CONTROLLER/TREASURER-TAX COLLECTOR – 0410

FUNCTION

The Auditor-Controller/Treasurer-Tax Collector’s (ACTTC) mission is to promote public trust by providing exemplary accounting and financial services to our public, business, and governmental customers. The ACTTC has two primary operations, separating the accounting, auditing and general ledger functions from the cash handling and portfolio management functions and revenue collection efforts. There are three accounting divisions, Financial Reporting and Audits (FR&A), General Accounting (GA), and Special Accounting (SA).

The FR&A Division prepares the County’s audited financial statements, State Controller financial reports, State court fines reports, and other financial reports. This division is responsible for the compliance, reporting, and payments associated with the County’s bond indebtedness. Additionally, this division performs audits of internal departments and funds, special financial analysis projects, and accounting for various Joint Powers Agreements (JPA), special funds and districts.

The GA Division is responsible for the centralized accounting functions including accounts payable, budget, general ledger, and payroll. The Payroll Unit processes the County’s payroll on a bi-weekly basis.

The SA Division functions include rate reviews of the Internal Service Funds, Master Schedule of Fees, Indirect Cost Rate Proposals (ICRP), and State Mandates [Senate Bill 90 (Chapter 1406, Statutes of 1972)]. In addition, the division provides all accounting supporting the property tax apportionment process, cost accounting, and special check issuance.

There are also two divisions dedicated to cash handling, portfolio management, and revenue collection functions. The Treasurer Division performs central finance operations including banking operations, cash management, and portfolio management. The Tax Collector Division provides for centralized property tax billing and information. The Revenue Collections Unit functions as the centralized collection point of the County’s delinquent receivables.

OVERVIEW

The FY 2023-24 Recommended Budget of \$15,921,117 represents a 5% (\$760,423) increase over the FY 2022-23 Adopted Budget primarily due to salary increases and the purchase of a new trial balance software. Revenues recommended at \$7,688,861 represent a 7% (\$485,993) increase over the FY 2022-23 Adopted Budget primarily due an increase in revenue to offset the costs of the Property Management Information System (PMIS) project. Net County Cost (NCC) recommended at \$8,232,256 represents a 3% (\$274,430) increase over the FY 2022-23 Adopted Budget. Salary Savings of 3% (\$209,812) was used in calculating Regular Salaries with related benefit savings of \$154,073. Staffing is recommended at 106 positions, a net decrease of two positions from FY 2022-23.

GOAL SETTING

Goal

FY 2023-24

- **Goal:** Continue the PMIS modernization project, which converts the property tax system from the Common Business Oriented Language (COBOL) programming language into a modern, widely adopted programming language with an expected completion of Spring 2024.

- **Performance Metric:** The project should continue to meet benchmarks set by the project management team such that the project is completed by Spring 2024.

FY 2022-23

- **Goal:** Continue the Property Management Information System (PMIS) modernization project, which converts the property tax system from the Common Business Oriented Language (COBOL) programming language into a modern, widely adopted programming language with an expected completion of Spring 2023.
- **Outcome(s)/Result(s):** The project has been meeting the set benchmarks, however, there have been additional add-ons requiring the completion date be pushed into FY 2023-24. The project is approximately 75% complete and expected to reach conclusion in Spring 2024.

SUMMARY OF CAO RECOMMENDATIONS

Salaries and Benefits

- Salaries and Benefits recommended at \$10,462,741 represent a 3% (\$340,200) increase over the FY 2022-23 Adopted Budget primarily due to an increase in negotiated Regular Salaries and Health Insurance Contributions. The 2023-24 Recommended Budget includes the addition of one Tax Collector Manager position and the deletion of three Collection Representative positions based on departmental need.

Services and Supplies

- Services and Supplies recommended at \$5,458,376 represent an 8% (\$420,223) increase over the FY 2022-23 Adopted Budget due to expected increase in services related to Internal Services Department PMIS project support and the implementation costs of a new trial balance software.

Recommended funding includes:

- Account 7288 Data Processing Direct recommended at \$396,000 represents a 49% (\$130,092) increase over the FY 2022-23 Adopted Budget primarily due to the purchase of new trial balance software.
- Account 7296 Data Processing Services recommended at \$2,808,041 represents a 12% (\$292,517) increase over the FY 2022-23 Adopted Budget due to the costs associated with completing the PMIS modernization project.
- Account 7345 Facility Operation & Maintenance recommended at \$545,577 represents a 35% (\$140,833) increase over the FY 2022-23 Adopted Budget primarily due to the costs of downtown employee parking.

SUMMARY OF REVENUES

- Revenues are recommended at \$7,688,861 and represent a 7% (\$485,993) increase over the FY 2022-23 Adopted Budget. Significant changes by specific revenue source are noted as follows:
 - Fines, Forfeitures, & Penalties recommended at \$390,000 represents a 24% (\$124,998) decrease from the FY 2022-23 Adopted Budget based on prior year actual collections.
 - Other Financing Sources recommended at \$1,850,815 represents a 56% (\$662,806) increase over the FY 2022-23 primarily due to Tax Collector Delinquent Cost Fund revenue being budgeted to fund the PMIS modernization project.

- Intrafund Revenue recommended at \$809,000 represents a 26% (\$290,500) decrease from the FY 2022-23 Adopted Budget based on estimated audit services to be provided in FY 2023-24.

Auditor-Controller/Treasurer-Tax Collector - 0410

REGULAR SALARIES
BUDGETED POSITIONS
RECOMMENDED

JCN	TITLE	BAND/ RANGE	POSITIONS		RECOMMENDED SALARIES
			CURRENT	RECOMMENDED	
0010	Auditor-Cont/Tres-Tax Collectr	ELECTED	1	1	\$188,495
1777	Collections Representative II	1,626	3	3	154,128
1779	Collections Representative I	1,445	4	1	38,506
1783	Tax Collections Supervisor	1,956	2	2	105,873
2291	Staff Analyst I	1,991	1	1	53,057
2293	Staff Analyst III	2,549	1	1	71,234
2294	Sr Staff Analyst	F	1	1	88,660
2302	Deputy Auditor-Controller	C	1	1	141,362
2303	Deputy Treasurer-Tax Collector	C	1	1	141,362
2307	Investment Officer	D	1	1	121,446
3127	Payroll Technician I - Conf	1,580	6	6	266,506
3128	Payroll Technician II - Conf	1,767	3	3	157,704
3161	Administrative Assistant II-C	1,806	1	1	46,913
3205	Account Clerk I	1,395	26	26	997,124
3260	Account Clerk II	1,565	15	15	663,093
3210	Accountant I	1,896	14	14	731,220
3215	Accountant II	2,169	7	7	424,755
3255	Sr Accountant	2,536	2	2	144,779
3262	Supervising Accountant	2,790	1	1	74,348
3212	Accountant I-Conf	1,896	1	1	51,430
3225	Accntng & Financial Div Chief	D	4	4	474,760
3226	Accntng & Financial Manager	E	5	5	485,160
3231	Tax Collections Division Chief	D	1	1	118,690
3232	Tax Collections Manager	E		1	72,774
3240	Supvsng Account Clerk	1,859	4	4	225,897
3243	Accountant Trainee	1,727	2	2	92,047
Subtotal			108	106	\$6,131,323
	Auto Allowance				6,156
	Bilingual Pay				6,500
	Cell Phone				600
	Remuneration				2,100
	Total Salary Savings				(209,812)
TOTAL REGULAR SALARIES					\$ 5,936,867

VACANT POSITIONS DELETED (Effective October 16, 2023)

JCN	TITLE	BAND/ RANGE	POSITIONS	SALARIES
1779	Collections Representative I	1,445	-3	\$ 115,518
	Cost of Restoring Vacant Positions		-3	\$ 115,518

RECOMMENDED POSITIONS TO ADD (Effective October 16, 2023)

JCN	TITLE	BAND/ RANGE	POSITIONS	SALARIES
3232	Tax Collections Manager	E	1	\$ 72,774
	Cost of Positions Recommended to Add		1	\$ 72,774

Department of Behavioral Health BUDGET 5630

	Actual 2021-22	Adopted 2022-23	Recommended 2023-24	Increase/ (Decrease)	
<u>FISCAL SUMMARY</u>					
<u>Appropriations</u>					
Salaries and Benefits	\$ 63,682,101	\$ 86,814,960	\$ 88,915,125	\$ 2,100,165	2%
Services and Supplies	249,246,959	274,687,627	325,766,506	51,078,879	19%
Other Charges	24,904	53,000	89,228	36,228	68%
Other Financing Uses	-	45,000	-	(45,000)	-100%
Total Appropriations	<u>\$ 312,953,964</u>	<u>\$ 361,600,587</u>	<u>\$ 414,770,859</u>	<u>\$ 53,170,272</u>	15%
<u>Revenues</u>					
Revenue From Use of Money & Property	\$ 317	\$ 1,000	\$ 1,000	\$ -	-
Intergovernment Rev - State	3,027,386	3,174,564	3,899,852	725,288	23%
Intergovernment Rev - Federal	119,639,152	82,453,669	99,787,337	17,333,668	21%
Charges For Services	(1,746,308)	209,894	215,273	5,379	3%
Miscellaneous Revenues	4,463,793	377,960	3,183,085	2,805,125	742%
Other Financing Sources	178,870,871	274,252,987	306,157,568	31,904,581	12%
Intrafund Revenue	2,889,300	521,105	917,336	396,231	76%
Total Revenues	<u>\$ 307,144,511</u>	<u>\$ 360,991,179</u>	<u>\$ 414,161,451</u>	<u>\$ 53,170,272</u>	15%
<u>Net County Cost</u>	\$ 5,809,453	\$ 609,408	\$ 609,408	\$ -	-
	Budgeted	Current	Recommended	Increase/ (Decrease)	
	2021-22	2022-23	2023-24		
Position Summary	<u>749</u>	<u>753</u>	<u>753</u>	<u>-</u>	

BEHAVIORAL HEALTH – PUBLIC GUARDIAN - 5630

FUNCTION

The Department of Behavioral Health – Public Guardian, in partnership with our diverse community, is dedicated to providing quality, culturally responsive, behavioral health services to promote wellness, recovery, and resiliency for individuals and families in our community.

The Department is designated by the State of California as the Mental Health Plan (MHP) provider under a 1915(b) Managed Care Waiver with the Federal Government. As the MHP, the Department provides or arranges for the provision of medically necessary specialty mental health services for persons who are indigent, and persons covered by Medi-Cal. The Department provides both specialty mental health and substance use disorder services through County-operated and contracted programs, with the vast majority of services provided through contracted programs.

Federal Medicaid regulations mandate a Compliance Plan, Compliance Officer, and Compliance Committee in order to prevent, detect, and report fraud. The Compliance program performs and monitors compliance audits and reviews; develops and coordinates compliance risk assessments; provides and coordinates training and education; and investigates and reports issues of possible non-compliance.

The Public Guardian's Office (PGO), through California Probate Code, Section 2920, and Welfare and Institutions Code, Section 5351, is mandated to manage the personal and estate affairs of those determined incompetent by the Superior Court. The PGO protects those individuals from fraud or undue influence in their estates from loss, waste, or misappropriation.

OVERVIEW

The FY 2023-24 Recommended Budget of \$414,770,859 represents a 15% (\$53,170,272) increase over the FY 2022-23 Adopted Budget. Revenues recommended at \$414,161,451 represent a 15% (\$53,170,272) increase over the FY 2022-23 Adopted Budget. Net County Cost is recommended at \$609,408, the same level as the prior year. Staffing is recommended at 753, no change from the current year level.

GOAL SETTING

Goal

FY 2023-24

- **Goal:** Successfully transition to the new Electronic Health Record (EHR) SmartCare for both County and select external providers and finalize all prior year Medi-Cal billing in the current Avatar EHR.
- **Performance Metric:** All Medi-Cal billable services will be entered into Avatar by mandated deadlines (Mental Health: 12 months following date of service, Substance Use Disorder (SUD): six months following date of service) and billed to the State through the current Certified Public Expenditure (CPE) process.

FY 2022-23

- **Goal:** Reach full compliance with timeliness of access standards to mental health services.

- **Outcome(s)/Result(s):** Although the FY 2022-23 goal has not been fully met, the Department is in partial compliance with the timeliness of access standards. Through the transition to SmartCare and with new California Advancing and Innovating Medi-Cal (CalAIM) standards, the Department continues to work towards meeting full compliance standards.

SUMMARY OF CAO RECOMMENDATIONS

Significant Program Changes

- Effective July 1, 2023, the Department partnered with California Mental Health Services Authority (CalMHSA) to transition from the current EHR to SmartCare, the new semi-statewide EHR. The transition to a new EHR brings significant opportunities to the Department with an initial goal of standardizing all State/Federal reporting mandates. This implementation is a step toward creating a vision of holistic county behavioral health data aggregation and interoperability. This initiative brings participating counties together to co-create a new health record solution designed to support optimal care for Medi-Cal beneficiaries and to address counties' unique behavioral health business needs. This collaborative solution empowers California counties to pool their considerable expertise and resources to create a solution during a time of rapid change.
- The Department of Health Care Services (DHCS) implemented CalAIM, which is a multi-year initiative to improve the quality of life and health outcomes of the population by implementing broad delivery system, program, and payment reform across the Medi-Cal program. The behavioral health components of CalAIM are designed to support whole-person, integrated care; move the administration of Medi-Cal behavioral health to a more consistent and seamless system by reducing complexity and increasing flexibility; and improve quality outcomes, reduce health disparities, and drive delivery system transformation and innovation through improvements to behavioral health policies and the launch of behavioral health payment reform. Implementation will continue through 2027.
- In June 2023, the Board of Supervisors approved superseding agreements and amendments that transitioned Medi-Cal service providers from an operational cost reimbursement structure to a fee-for-service reimbursement structure. This is consistent with the new payment reform standards in which the Department will now be paid by the State.
- As a result of CalAIM Payment Reform initiative, and pursuant to Welfare and Institutions Code, Section 14184.403(b), DHCS will replace the current Certified Public Expenditure (CPE) reimbursement methodology with a reimbursement rate methodology using intergovernmental transfer (IGT) funds for the County share of payments. This methodology will result in a single and final payment for services provided to the County, which includes both the Federal and non-Federal share of the claims. This change will eliminate the requirement for Cost and Audit settlements, reducing administrative efforts for counties and contract providers.
- Significant increases in the demand for mental health and substance use disorder services are evident; expansion of services in the fiscal year will be necessary to maintain compliance with DHCS network adequacy requirements for timeliness of access to services and minimum staffing.
- Construction is underway at the Heritage Center Campus for the relocation of the adult and youth Crisis Stabilization Centers and Psychiatric Health Facilities (PHF) from the former University Medical Center (UMC) Campus. The Department anticipates adding two new PHFs, which will double inpatient resources. Tenant improvements will begin at the Olive Campus for the relocation of outpatient services from the UMC Campus through a Board approved design-build agreement with vendor selection anticipated in early FY 2023-24.

Salaries and Benefits

- Salaries and Benefits recommended at \$88,915,125 represent a 2% (\$2,100,165) increase over the FY 2022-23 Adopted Budget primarily due to negotiated salary increases and benefit rates.

Recommended funding includes:

- Account 6550 Worker's Compensation recommended at \$617,733 represents a 26% (\$128,770) increase over the FY 2022-23 Adopted Budget based on claim history and rates for FY 2023-24.
- Account 6570 401(a) Matching Contribution recommended at \$158,609 represents a 54% (\$184,606) decrease from the FY 2022-23 Adopted Budget based on actual usage in prior year.

Services and Supplies

- Services and Supplies recommended at \$325,766,506 represents a 19% (\$51,078,879) increase over the FY 2022-23 Adopted Budget primarily due to projected increases in contracted services as a result of the conversion to a fee-for-service reimbursement structure under CalAIM, and increased costs for inpatient psychiatric hospital contracted services.

Recommended funding includes:

- Account 7175 Property Insurance recommended at \$272,376 represents a 70% (\$112,204) increase over the FY 2022-23 Adopted Budget primarily based on actual claim history and rates provided by Risk Management.
- Account 7220 Maintenance-Buildings & Ground recommended at \$206,110 represents a 249% (\$146,970) increase over the FY 2022-23 Adopt Budget primarily due to the relocation of departmental programs from county-owned into leased properties.
- Account 7223 Managed Care Providers – Mental Health recommended at \$25,329,366 represents a 47% (\$8,070,544) increase over the FY 2022-23 Adopted Budget due to the addition of one hospital agreement and increased usage of the existing hospital agreements for inpatient psychiatric services.
- Account 7295 Professional & Specialized Services recommended at \$270,924,745 represents a 15% (\$35,806,498) increase over the FY 2022-23 Adopted Budget primarily due to an estimated increase in contracted services as result of the conversion to a fee-for-service structure under CalAIM.
- Account 7340 Operating Leases Buildings recommended at \$10,133,841 represents a 193% (\$6,672,921) increase over the FY 2022-23 Adopted Budget primarily due to the relocation of departmental programs from county-owned facilities to leased properties.
- Account 7345 Facilities Operation & Maintenance recommended at \$2,096,438 represents an 11% (\$263,854) decrease from the FY 2022-23 Adopted Budget primarily due to the relocation of departmental programs from county-owned facilities to leased properties.
- Account 7385 Small Tools & Instruments recommended at \$1,095,258 represents a 34% (\$275,435) increase over the FY 2022-23 Adopted Budget primarily due to office renovations planned for FY 2023-24.
- Account 7416 Trans & Travel County Garage recommended at \$420,691 represents a 37% (\$114,083) increase over the FY 2022-23 Adopted Budget based on actual usage and lease of five vehicles.

SUMMARY OF REVENUES

- Revenues are recommended at \$414,161,451 and represent a 15% (\$53,170,272) increase over the FY 2022-23 Adopted Budget. Significant changes by specific revenue source are noted below:
 - Intergovernment Revenue - State recommended at \$3,899,852 represents a 23% (\$725,288) increase over the FY 2022-23 Adopted Budget based on an estimated increase in State Drug Medi-Cal (SDMC) reimbursable expenditures.
 - Intergovernment Revenue - Federal recommended at \$99,787,337 represents a 21% (\$17,333,668) increase over the FY 2022-23 Adopted Budget based on estimated increases in Drug Medi-Cal reimbursable expenditures and an increase in Federal grant funding.
 - Miscellaneous Revenues recommended at \$3,183,085 represents a 742% (\$2,805,125) increase over the FY 2022-23 Adopted Budget primarily due to a change in the Department's methodology for payments to contracted facilities, and reimbursement of Supplemental Security Income (SSI) room and board costs for conserved individuals.
 - Other Financing Sources recommended at \$306,157,568 represents a 12% (\$31,904,581) increase over FY 2022-23 Adopted Budget primarily based on projected Behavioral Health Realignment receipts and four new grants: (1) National Opioid Settlement, (2) Behavioral Health Quality Improvement, (3) Community Assistance, Recovery and Empowerment (CARE) and (4) Community Care Expansion (CCE).
 - Intrafund Revenue recommended at \$917,336 represents a 76% (\$396,231) increase over the FY 2022-23 Adopted Budget primarily due to increases in service collaborations with other departments.

PENDING FACTORS

The Department will continue to evaluate the new CalAIM payment reform standards and may return to the Board of Supervisors in the upcoming fiscal year with recommendations on changes to service delivery and/or Board agreements, based upon ongoing data collection. The State continues to implement additional CalAIM initiatives through 2027 and any additional changes in the fiscal year will be communicated to the Board of Supervisors. Further, numerous bills have been introduced in the State legislature which, if passed, would impact behavioral health mandates.

The Department continues to seek and apply for funding opportunities to support infrastructure, workforce development, and service expansion.

Department of Behavioral Health - 5630

REGULAR SALARIES
BUDGETED POSITIONS
RECOMMENDED

JCN	TITLE	BAND/ RANGE	POSITIONS		RECOMMENDED SALARIES
			CURRENT	RECOMMENDED	
1309	Div Mgr - Mental Health	D	10	10	\$1,308,794
1321	Epidemiologist	2,875	1	1	79,004
1322	Mental Health Nurse I	2,862	2	2	167,800
1347	Utilization Review Specialist	3,557	30	34	3,613,646
1363	Clinical Supervisor	3,904	27	26	2,955,731
1444	Managed Care Coordinator	E	1	1	97,526
1447	Quality Improvement Coord	3,904	1	1	113,049
1467	Psychiatric Technician I	1,553	2	2	86,906
1468	Psychiatric Technician III	1,894	1	1	62,845
1481	Behavioral Health Nurse Mgr	D	1	1	124,358
1450	Licensed Vocational Nurse II	1,894	9	9	485,279
1494	Licensed Vocational Nurse I	1,729	12	12	580,548
1550	Medical Records Coordinator	2,549	1	1	67,927
1560	Provider Relations Specialist	1,524	6	2	96,304
1593	Sr Admitting Interviewer	1,626	3	3	138,000
1670	Admitting Interviewer	1,417	18	18	754,065
1772	Deputy Public Guardian I	2,040	3	3	165,763
1773	Deputy Public Guardian II	2,247	4	4	270,504
1774	Sr Deputy Public Guardian	2,497	1	1	73,833
1910	Sr Licensed Psychologist	3,599	2	1	47,954
1911	Licensed Psychologist	3,269	1		
1917	Unlic Mental Health Clinician	2,800	59	93	7,333,321
1919	Lic Mental Health Clinician	3,080	31	19	1,736,449
1920	Sr Lic Mental Health Clinician	3,387	54	31	2,908,193
1927	Community Mental Health Spec I	1,704	49	51	2,322,704
1928	Community Mental Hlth Spec II	1,883	34	34	1,908,850
1958	Behavioral Health Program Mgr	E	1	1	97,526
1960	Behavioral Health Worker	1,349	6	5	158,926
1966	Parent Partner	1,242	1		
1968	Peer Support Specialist	1,265	21	21	726,666
2209	Executive Assistant	2,298	1	1	72,644
2211	Business Systems Analyst II	2,325	4	4	260,392
2212	Business Systems Analyst III	2,696	10	10	775,254
2213	Business Systems Analyst I	1,882	1		

Department of Behavioral Health (ORG 5630)

2240	Sr Business Systems Analyst	3,019	2	2	188,630
2259	Public Guardian Manager	E	1	1	97,526
2291	Staff Analyst I	1,991	21	23	1,324,076
2292	Staff Analyst II	2,207	24	21	1,343,661
2293	Staff Analyst III	2,549	37	39	2,940,034
2294	Sr Staff Analyst	F	19	19	1,684,540
2297	Principal Staff Analyst	E	7	7	795,018
2316	Deputy Dir of Behavioral Hlth	C	4	4	567,632
2321	Compliance Officer	E	1	1	115,466
2335	MHSA Edu & Training Coord	2,847	1	1	85,254
2336	Behavioral Health Business Mgr	D	1	1	112,684
2337	Diversity Services Coordinator	2,847	1	1	85,097
2338	MHSA Financial Analyst	F	1	1	88,660
3035	Eligibility Worker III	1,856	2	2	117,260
3010	Chief Office Assistant	1,962	1	2	124,020
3070	Supvsng Office Assistant	1,774	5	5	269,131
3080	Office Assistant II	1,485	38	36	1,629,051
3110	Office Assistant I	1,349	36	38	1,427,611
3081	Office Assistant II - Conf	1,485	1		
3111	Office Assistant I - Conf	1,349	2	3	104,789
3140	Administrative Assistant I	1,632	6	6	214,112
3160	Administrative Assistant II	1,806	11	11	585,228
3161	Administrative Assistant II-C	1,806	1	1	51,132
3205	Account Clerk I	1,395	4	4	150,751
3260	Account Clerk II	1,565	3	3	141,470
3215	Accountant II	2,169	4	4	255,408
3255	Sr Accountant	2,536	8	8	607,239
3262	Supervising Accountant	2,790	3	3	264,654
3405	Estate Property Assistant	1,395	1	1	40,941
3620	Program Technician I	1,534	26	32	1,432,336
3621	Program Technician II	1,716	41	37	1,975,729
3625	Supvsng Program Technician	1,956	2	3	181,270
3622	Program Technician I-Conf	1,580	1	1	43,500
3623	Program Technician II-Conf	1,767	6	6	308,150
8073	Director of Behavioral Health	B	1	1	189,202
1952	Substance Abuse Specialist	1,900	10	8	434,436
1953	Sr Substance Abuse Specialist	2,085	12	14	871,913
Subtotal			753	753	\$50,438,372
	Auto Allowance				7,800
	Bilingual Pay				199,665
TOTAL REGULAR SALARIES					\$ 50,645,837

Department of Behavioral Health (ORG 5630)

VACANT POSITIONS DELETED (Effective October 16, 2023)

<u>JCN</u>	<u>TITLE</u>	<u>BAND/ RANGE</u>	<u>POSITIONS</u>	<u>SALARIES</u>
1363	Clinical Supervisor	3,904	-1	\$ 123,382
1560	Provider Relations Specialist	1,524	-4	169,988
1910	Sr Licensed Psychologist	3,599	-1	95,907
1911	Licensed Psychologist	3,269	-1	87,113
1917	Unlic Mental Health Clinician	2,800	-1	88,479
1960	Behavioral Health Worker	1,349	-1	35,955
1966	Parent Partner	1,242	-1	33,097
2213	Business Systems Analyst I	1,882	-1	50,152
1952	Substance Abuse Specialist	1,900	-2	114,456
	Cost of Restoring Vacant Positions		-13	\$ 798,529

RECOMMENDED POSITIONS TO ADD (Effective October 16, 2023)

<u>JCN</u>	<u>TITLE</u>	<u>BAND/ RANGE</u>	<u>POSITIONS</u>	<u>SALARIES</u>
1347	Utilization Review Specialist	3,557	4	\$ 379,192
1927	Community Mental Health Spec I	1,704	2	90,796
2291	Staff Analyst I	1,991	1	53,057
3010	Chief Office Assistant	1,962	1	62,010
3620	Program Technician I	1,534	2	86,430
3625	Supvsng Program Technician	1,956	1	59,721
1953	Sr Substance Abuse Specialist	2,085	2	114,456
	Cost of Positions Recommended to Add		13	\$ 845,662

Board Of Supervisors BUDGET 0110

	Actual 2021-22	Adopted 2022-23	Recommended 2023-24	Increase/ (Decrease)	
<u>FISCAL SUMMARY</u>					
<u>Appropriations</u>					
Salaries and Benefits	\$ 2,920,107	\$ 3,126,336	\$ 3,155,434	\$ 29,098	1%
Services and Supplies	527,840	1,478,284	1,759,556	281,272	19%
Total Appropriations	\$ 3,447,947	\$ 4,604,620	\$ 4,914,990	\$ 310,370	7%
<u>Revenues</u>					
Licenses, Permits, & Franchises	\$ 34,572	\$ 34,000	\$ 34,000	\$ -	-
Charges For Services	387	-	-	-	-
Miscellaneous Revenues	4,338	2,800	2,600	(200)	-7%
Other Financing Sources	35,097	-	-	-	-
Total Revenues	\$ 74,394	\$ 36,800	\$ 36,600	\$ (200)	-1%
Net County Cost	\$ 3,373,553	\$ 4,567,820	\$ 4,878,390	\$ 310,570	7%
<u>Position Summary</u>					
	Budgeted 2021-22	Current 2022-23	Recommended 2023-24	Increase/ (Decrease)	
Position Summary	20	20	20	-	

BOARD OF SUPERVISORS – 0110

FUNCTION

The five members of the Board of Supervisors (Board) are elected to serve as the executive and legislative, policymaking body of the County. The Board is empowered by the State Constitution, the laws of California, and the Fresno County Charter to enact ordinances and establish policies that provide for the health, safety, and welfare of County residents. The Board is accountable for the appropriation of public funds under their jurisdiction and appoints County Counsel and the County Administrative Officer who is responsible to supervise and manage County operations necessary to meet State mandates and carry out local service priorities. The Board approves contracts for public improvement projects and other specialized services; conducts public hearings on land-use and other matters; and makes appointments to various boards and commissions. Individual Board members represent the Board on a variety of boards and commissions. Board Member Assistants are responsible for assisting Board Members in a confidential capacity by performing research, constituent liaison work, and providing administrative services. The Clerk of the Board of Supervisors (Clerk) is responsible for preparing the Board agendas and minutes, processing agenda items, coordinating Board meetings, and performing other ministerial duties in support of the Board. The Clerk also administers the property assessment equalization program, serves as filing officer for Statements of Economic Interests, and is responsible for certifications of tract and parcel maps for recordation.

OVERVIEW

The FY 2023-24 Recommended Budget of \$4,914,990 represents a 7% (\$310,370) increase over the FY 2022-23 Adopted Budget. Revenues recommended at \$36,600 represent a 1% (\$200) decrease from the FY 2022-23 Adopted Budget. Net County Cost (NCC) recommended at \$4,878,390 represents a 7% (\$310,570) increase over the FY 2022-23 Adopted Budget. No change in staffing is recommended, which remains at 20 positions. Staff turnover is expected to be minimal or non-existent; therefore, Salary Savings has not been included in the Recommended Budget.

GOAL SETTING

Goal

FY 2023-24

- **Goal:** Assist in providing workshop trainings to County employees using Agenda Item Development Guide.
- **Performance Metric:** Clerk staff will see an increase in consistently accurate and timely prepared Board Agenda Items.

FY 2022-23

- **Goal:** To have Kofile use archival-quality document preservation methods to preserve and protect the historical records of ordinance books, Board Meeting minutes, and related documents.
- **Performance Metric:** Completion of Project, Phase 1 through Phase 5, which includes Board Ordinances, Indexes, and Minute books (vol. A-Z and 37-210).

- **Outcome/Result:** The project has been completed and the historical records are in the process of being transferred to the County.

SUMMARY OF CAO RECOMMENDATIONS

Salaries and Benefits

- Salaries and Benefits recommended at \$3,155,434 represent a 1% (\$29,098) increase over the FY 2022-23 Adopted Budget primarily due to salary and benefit adjustments.

Services and Supplies

- Services and Supplies recommended at \$1,759,556 represent a 19% (\$281,272) increase over the FY 2022-23 Adopted Budget.

SUMMARY OF REVENUES

- Revenues are recommended at \$36,600 and represent a 1% (\$200) decrease from the FY 2022-23 Adopted Budget based on estimated receipts of revenues primarily for Alcohol Beverage Control Licenses and Land Use Appeal Applications.

Board Of Supervisors - 0110

REGULAR SALARIES
BUDGETED POSITIONS
RECOMMENDED

JCN	TITLE	BAND/ RANGE	POSITIONS		RECOMMENDED SALARIES
			CURRENT	RECOMMENDED	
0410	Board of Supervisors, Mem (E)	ELECTED	4	4	\$557,781
0415	Board of Supervisors, Chm (E)	ELECTED	1	1	156,880
0420	Board Member Assistant	2,298	5	5	353,131
0421	Senior Board Member Assistant	2,549	5	5	406,094
3025	Clerk of the Board of Suprvsrs	E	1	1	155,376
3026	Sr Deputy Clerk to the BOS	2,369	1	1	73,062
3182	Deputy Clerk to the BOS III	1,981	3	3	162,768
Subtotal			20	20	\$1,865,092
	Auto Allowance				30,780
	Remuneration				10,500
TOTAL REGULAR SALARIES					\$ 1,906,372

Child Support Services BUDGET 5110

	Actual 2021-22	Adopted 2022-23	Recommended 2023-24	Increase/ (Decrease)	
<u>FISCAL SUMMARY</u>					
<u>Appropriations</u>					
Salaries and Benefits	\$ 23,384,492	\$ 29,392,887	\$ 29,712,897	\$ 320,010	1%
Services and Supplies	3,593,787	6,639,954	8,734,839	2,094,885	32%
Other Financing Uses	1,000,000	600,000	-	(600,000)	-100%
Capital Assets	-	7,000	-	(7,000)	-100%
Total Appropriations	\$ 27,978,279	\$ 36,639,841	\$ 38,447,736	\$ 1,807,895	5%
<u>Revenues</u>					
Miscellaneous Revenues	\$ 6,609	\$ -	\$ -	\$ -	-
Other Financing Sources	27,767,447	36,510,775	38,310,820	1,800,045	5%
Intrafund Revenue	121,048	129,066	136,916	7,850	6%
Total Revenues	\$ 27,895,104	\$ 36,639,841	\$ 38,447,736	\$ 1,807,895	5%
Net County Cost	\$ 83,176	\$ -	\$ -	\$ -	-100%
<u>Position Summary</u>					
	Budgeted 2021-22	Current 2022-23	Recommended 2023-24	Increase/ (Decrease)	
Position Summary	307	308	308	-	

DEPARTMENT OF CHILD SUPPORT SERVICES – 5110

FUNCTION

The Fresno County Department of Child Support Services (FCDCSS) administers and implements the Federal Child Support Program for the State of California in Fresno County. This is accomplished by assisting families with establishing parentage and the establishment and enforcement of child support and medical support in an equitable, timely, and courteous manner. By encouraging parents to provide for their children, the Department is committed to improving the performance of the Fresno County Child Support Program and increasing total collections annually.

OVERVIEW

The FY 2023-24 Recommended Budget of \$38,447,736 represents a 5% (\$1,807,895), increase over the FY 2022-23 Adopted Budget. There is no Net County Cost (NCC) associated with this budget. Staffing is recommended at current level of 308 positions. Salary Savings of 1% (\$167,251) was used when calculating Regular Salaries, with related benefit cost savings of \$127,772.

GOAL SETTING

Goal

FY 2023-24

- **Goal:** Continue to operate efficiently and effectively to ensure FCDCSS remains in a statewide standing of having a cost effectiveness ratio of \$3.00 or higher as the funding allocation continues to increase resulting in an anticipated lower cost effectiveness yet remaining a positive example for other child support agencies in this metric.
- Continue to maximize efficiencies through reengineering, training, and automation.
- Continue to explore all options to improve the Department's recruitment process by minimizing timeframes, reducing redundancies, and expanding applicant pools.
- **Performance Metric:** Cost effectiveness is measured by calculating total dollars collected for every dollar expended. Cost effectiveness is an annual calculation conducted by the State Department of Child Support Services for all Local Child Support Agencies. The State's goal is to improve the overall effectiveness and efficiencies of the State's Child Support Program. FCDCSS has been recognized by the State as an efficient and effective program with regard to the collections and distributions of child support.

FY 2022-23

- **Goal:** Continue to operate efficiently and effectively to ensure FCDCSS remains in a statewide standing of having great cost effectiveness of \$3.50 or higher as our funding allocation continues to increase resulting in an anticipated lower cost effectiveness yet remaining a positive example for other child support agencies in this metric.
- Continue to maximize efficiencies through reengineering, training, and automation.
- Continue to explore all options to improve the department's recruitment process by minimizing timeframes, reducing redundancies, and expanding applicant pools.
- **Outcome(s)/Result(s):** The goal is set by the State and is calculated on a Federal Fiscal Year (FFY). For FFY 2022, October 2021 – September 2022, the total child

support collected was \$96.2 million. This was a decrease in departmental collections from the prior FFY 2021 by \$11.4 million. The Department overall cost effectiveness was \$3.45 for FFY 2022. This is higher than the statewide average of \$2.46 for FFY 2022.

SUMMARY OF CAO RECOMMENDATIONS

Salaries and Benefits

- Salaries and Benefits recommended at \$29,712,897 represent a 1% (\$320,010) increase over the FY 2022-23 Adopted Budget due to increases in regular salaries and health insurance contributions. Staffing is recommended at the current level of 308 positions.

Services and Supplies

- Services and Supplies recommended at \$8,734,839 represent a 32% (\$2,094,885) increase over the FY 2022-23 Adopted Budget.

Recommended funding includes:

- Account 7175 Insurance Other recommended at \$217,525 represents a 102% (\$109,914) increase over the FY 2022-23 Adopted Budget due to an increase in rates and claim history.
- Account 7295 Professional & Specialized Services recommended at \$4,000,000 represents a 60% (\$1,500,000) increase over the FY 2022-23 Adopted Budget primarily due to increased costs associated with reconfiguration/refurbishment of office space and an increase in outreach efforts to promote child support services in Fresno County.
- Account 7296 Data Processing Services recommended at \$1,526,010 represents a 16% (\$206,319) increase over the FY 2022-23 Adopted Budget primarily due to additional office space added during FY 2022-23.
- Account 7345 Facility Operations & Maintenance recommended at \$1,139,559 represents a 24% (\$223,618) increase over the FY 2022-23 Adopted Budget primarily due to costs associated with County paid employee parking and additional office space added in FY 2022-23.
- Account 7565 Countywide Cost Allocation recommended at \$111,781 represents a 59% (\$158,453) decrease from the FY 2022-23 Adopted Budget due to a decrease in allocated Cost Plan charges from the Auditor-Controller/Treasurer-Tax Collector.

Other Financing Uses

- Operating Transfer-out recommended at \$0 represents a 100% (\$600,000) decrease from the FY 2022-23 Adopted Budget due to completion of County Plaza Building 4th Floor Renovation.

SUMMARY OF REVENUES

- Revenues are recommended at \$38,447,736 and represent a 5% (\$1,807,895) increase over the FY 2022-23 Adopted Budget primarily due to an increase in the funding allocation from the California Department of Child Support Services.

Child Support Services - 5110

REGULAR SALARIES
BUDGETED POSITIONS
RECOMMENDED

JCN	TITLE	BAND/ RANGE	POSITIONS		RECOMMENDED SALARIES
			CURRENT	RECOMMENDED	
1202	Paralegal	2,036	2	2	\$121,157
1250	Chief Child Support Attorney	L	1	1	168,974
1251	Sr Child Support Attorney	4,861	3	3	462,917
1252	Child Support Attorney IV	4,516	2	2	251,604
1253	Child Support Attorney III	3,858	3	3	338,516
1255	Child Support Attorney I	2,755	2	2	153,953
1973	Child Support Assistant	1,331	22	18	726,016
1974	Child Support Specialist III	1,826	26	26	1,435,660
1975	Child Support Specialist I	1,365	80	84	3,300,979
1976	Child Support Specialist II	1,656	21	21	1,040,023
1977	Sup Child Support Specialist	2,438	20	20	1,452,795
1979	Sr Child Support Specialist	2,013	41	41	2,528,323
1978	Child Support Svs Prog Mgr	E	6	6	562,848
2209	Executive Assistant	2,298	1	1	62,738
2212	Business Systems Analyst III	2,696	1	1	85,228
2213	Business Systems Analyst I	1,882	1	1	50,152
2225	Business Systems Manager	E	1	1	104,936
2291	Staff Analyst I	1,991	1	1	54,354
2292	Staff Analyst II	2,207	1	1	65,494
2293	Staff Analyst III	2,549	1	1	78,261
2294	Sr Staff Analyst	F	1	1	88,660
2304	Deputy Dir of Child Supprt Svs	C	2	2	254,852
2315	Child Support Business Manager	E	1	1	102,440
3070	Supvsng Office Assistant	1,774	1	1	56,082
3080	Office Assistant II	1,485	23	23	1,044,905
3110	Office Assistant I	1,349	15	15	565,883
3081	Office Assistant II - Conf	1,485	1	1	40,493
3111	Office Assistant I - Conf	1,349	1	1	34,243
3205	Account Clerk I	1,395	6	6	232,282
3260	Account Clerk II	1,565	8	8	365,418
3210	Accountant I	1,896	1	1	59,956
3255	Sr Accountant	2,536	1	1	69,238
3240	Supvsng Account Clerk	1,859	1	1	50,427
3620	Program Technician I	1,534	3	3	137,940

Child Support Services (ORG 5110)

3621	Program Technician II	1,716	4	4	223,060
3623	Program Technician II-Conf	1,767	2	2	111,644
8100	Director of Child Support Svs	B	1	1	169,858
			<hr/>	<hr/>	<hr/>
Subtotal			308	308	\$16,652,309
	Auto Allowance				7,800
	Bilingual Pay				65,000
	Total Salary Savings				(167,251)
					<hr/>
TOTAL REGULAR SALARIES					\$ 16,557,858

County Administrative Office BUDGET 0120

	Actual 2021-22	Adopted 2022-23	Recommended 2023-24	Increase/ (Decrease)	
<u>FISCAL SUMMARY</u>					
<u>Appropriations</u>					
Salaries and Benefits	\$ 2,350,804	\$ 3,230,072	\$ 3,485,430	\$ 255,358	8%
Services and Supplies	238,690	972,688	895,449	(77,239)	-8%
Total Appropriations	\$ 2,589,494	\$ 4,202,760	\$ 4,380,879	\$ 178,119	4%
<u>Revenues</u>					
Charges For Services	\$ 48,423	\$ -	\$ -	\$ -	-
Miscellaneous Revenues	35,113	-	-	-	-
Other Financing Sources	141,783	239,706	335,481	95,775	40%
Intrafund Revenue	439,453	440,000	400,000	(40,000)	-9%
Total Revenues	\$ 664,772	\$ 679,706	\$ 735,481	\$ 55,775	8%
Net County Cost	\$ 1,924,722	\$ 3,523,054	\$ 3,645,398	\$ 122,344	3%
<u>Position Summary</u>					
	Budgeted 2021-22	Current 2022-23	Recommended 2023-24	Increase/ (Decrease)	
Position Summary	14	15	17	2	

COUNTY ADMINISTRATIVE OFFICE – 0120

FUNCTION

The County Administrative Office (CAO) is responsible for administering County government. The office works with County Department Heads, various local, State, and Federal government entities, non-profit agencies, businesses, and educational institutions to address community concerns and issues in the operation of the County. The CAO develops strategic plans based on Board of Supervisors (Board) policies and direction. The CAO processes agenda items and sets Board meeting agendas, prepares and assists in Board presentations, performs legislative analysis and advocacy functions, and conducts continuous research in administrative policies and practices with special emphasis on the review of interdepartmental coordination and management to ensure that service to the public is provided in the most efficient manner possible. The CAO directs the development of the annual Recommended Budget for the Board's consideration and exercises budgetary control over departmental expenditure of funds and use of personnel. The CAO also provides liaison and coordination activities for the budgeting, financing, and management of capital improvement projects; acts as negotiator in County litigation matters; and is responsible for all emergency related activities. The CAO is responsible for all support functions required for the operation of the Grand Jury and reviews claims for payment for court appointed defense attorneys, experts and other ancillary services providers for indigent parties.

OVERVIEW

The FY 2023-24 Recommended Budget of \$4,380,879 represents a 4% (\$178,119) increase over the FY 2022-23 Adopted Budget primarily due to the addition of two positions. Revenues recommended at \$735,481 represent an 8% (\$55,775) increase over the FY 2022-23 Adopted Budget primarily due to the addition of third-party funding to offset the costs of one of the recommended additional positions.

GOAL SETTING

Goal

FY 2023-24

- **Goal:** The CAO's Office will continue to work closely with departments to establish clear, meaningful, and measurable goals during the fiscal year as part of a strategic planning process as well as launch a pilot Lean Six Sigma program. In addition, in collaboration with the Department of Human Resources the CAO's Office will review the results of the employee engagement surveys and identify and act on the most critical issues.
- **Performance Metric:** Performance will be measured through the successful launch and evaluation of the pilot Lean Six Sigma program and implementation of clear, quantitative goals for all departments and a completed employee engagement survey with clear recommendations and an implementation plan, as feasible.

FY 2022-23

- **Goal:** The CAO will work closely with departments to establish clear, meaningful, and measurable goals during the fiscal year as part of a strategic planning process. Additionally, the CAO, in collaboration with the Department of Human Resources will complete an employee engagement project with the goal of acting on the most critical issues identified.

- **Outcome(s)/Result(s):** In progress; with the hiring of a COO, the CAO's Office is working closely with departments establishing clear, meaningful, and measurable goals as part of the strategic planning process. In addition, working in collaboration with the Department of Human Resources the Employee Engagement survey was released in late August and closed on September 5th. The CAO's office will work closely with departments to respond and address the results of the employee engagement project.

SUMMARY OF CAO RECOMMENDATIONS

Salaries and Benefits

- Salaries and Benefits recommended at \$3,485,430 represent an 8% (\$255,358) increase over the FY 2022-23 Adopted Budget primarily due to the addition of two positions. The additional positions will allow for the filling of the CAO Program Administrator-Homelessness Liaison position and a bilingual position to enhance countywide media/public information and outreach services. Staffing is recommended at 17 positions which is an increase of two positions over the current level.

Services and Supplies

- Services and Supplies recommended at \$895,449 represent an 8% (\$77,239) decrease from FY 2022-23 Adopted Budget primarily due to the completion of an office remodel that provided additional space to meet the needs of the Administrative Office.
- Account 7345 Facility Operations & Maintenance recommended at \$385,127 represent a 29% (\$157,852) decrease from the FY 2022-23 Adopted Budget due to the completion of an office remodel. Funds have been included in this account to complete the second phase of the remodel which will provide for office space efficiencies and an updated reception area.

SUMMARY OF REVENUES

- Revenues are recommended at \$735,481 and represent an 8% (\$55,775) increase over the FY 2022-23 Adopted Budget due to the addition of third-party funding which will offset the costs of one of the recommended additional positions.

County Administrative Office - 0120

REGULAR SALARIES
BUDGETED POSITIONS
RECOMMENDED

<u>JCN</u>	<u>TITLE</u>	<u>BAND/ RANGE</u>	<u>POSITIONS</u>		<u>RECOMMENDED SALARIES</u>
			<u>CURRENT</u>	<u>RECOMMENDED</u>	
2207	Administrative Analyst III	2,549	1	3	\$194,908
2247	Principal Admin Analyst	E	3	3	292,578
2270	Sr Administrative Analyst	F	2	2	177,320
2320	Public Information Officer	F	1	1	111,436
2386	CAO Program Manager	E	1	1	111,436
3170	Executive Assistant to CAO	2,549	1	1	80,574
3622	Program Technician I-Conf	1,580	1	1	44,493
8020	County Administrative Officer	FLAT	1	1	275,834
8025	Chief Operating Officer	B	1	1	220,688
8211	Assist County Admin Officer	B	1	1	171,236
8225	Deputy County Admin Officer	C	2	2	310,752
Subtotal			15	17	\$1,991,255
	Auto Allowance				23,400
	Bilingual Pay				1,300
TOTAL REGULAR SALARIES					\$ 2,015,955

RECOMMENDED POSITIONS TO ADD (Effective October 16, 2023)

<u>JCN</u>	<u>TITLE</u>	<u>BAND/ RANGE</u>	<u>POSITIONS</u>	<u>SALARIES</u>
2207	Administrative Analyst III	2,549	2	\$ 114,346
	Cost of Positions Recommended to Add		2	\$ 114,346

County Administrative Office - Grants BUDGET 0122

	Actual 2021-22	Adopted 2022-23	Recommended 2023-24	Increase/ (Decrease)	
<u>FISCAL SUMMARY</u>					
<u>Appropriations</u>					
Services and Supplies	\$ -	\$ 1,204,172	\$ 1,475,843	\$ 271,671	23%
Total Appropriations	\$ -	\$ 1,204,172	\$ 1,475,843	\$ 271,671	23%
<u>Revenues</u>					
Other Financing Sources	\$ -	\$ 1,204,172	\$ 1,475,843	\$ 271,671	23%
Total Revenues	\$ -	\$ 1,204,172	\$ 1,475,843	\$ 271,671	23%
<u>Net County Cost</u>	\$ -	\$ -	\$ -	\$ -	-

COUNTY ADMINISTRATIVE OFFICE – GRANTS – 0122

FUNCTION

The County Administrative Office (CAO) Grant budget contains recommended appropriations for grant programs funded by State and Federal grants.

OVERVIEW

The FY 2023-24 Recommended Budget of \$1,475,843 represents a 23% (\$271,671) increase over the FY 2022-23 Adopted Budget due to the County of Fresno receiving the second-year funding of the Public Defense Pilot Program grant during FY 2022-23.

SUMMARY OF CAO RECOMMENDATIONS

Grant Programs

Public Defense Pilot Program (\$1,475,843)

Grant Funds:.....\$1,475,843.....County Match: None

The County was awarded the second-year of funding of the Public Defense Pilot Program Grant midyear FY 2022-23. The FY 2023-24 Recommended Budget includes grant funding in the amount of \$1,475,843 to fund the Program in the Public Defender's Office (\$1,195,632) and the Alternate Indigent Defense contractor (\$280,211). This grant funds the following positions in the Public Defender's Org 2880: three Defense Attorneys, one Paralegal, one Defense Investigator, and one Social Worker.

Services and Supplies

- Services and Supplies recommended at \$1,475,843 represent reimbursement of the Public Defender's and Alternate Indigent Defense Provider's expenditures for administering the Public Defense Pilot Program.

SUMMARY OF REVENUES

- Revenues are recommended at \$1,475,843 and represent a 23% (\$271,671) increase over the FY 2022-23 Adopted Budget due to the County receiving the second-year funding of the Public Defense Pilot Program grant during FY 2022-23.

Alternate Indigent Defense BUDGET 2875

	Actual 2021-22	Adopted 2022-23	Recommended 2023-24	Increase/ (Decrease)	
<u>FISCAL SUMMARY</u>					
<u>Appropriations</u>					
Services and Supplies	\$ 6,298,765	\$ 7,331,333	\$ 8,101,544	\$ 770,211	11%
Total Appropriations	\$ 6,298,765	\$ 7,331,333	\$ 8,101,544	\$ 770,211	11%
<u>Revenues</u>					
Fines, Forfeitures, & Penalties	\$ -	\$ 231,333	\$ -	\$ (231,333)	-100%
Other Financing Sources	173,500	-	231,333	231,333	-
Intrafund Revenue	-	-	280,211	280,211	-
Total Revenues	\$ 173,500	\$ 231,333	\$ 511,544	\$ 280,211	121%
<u>Net County Cost</u>	\$ 6,125,265	\$ 7,100,000	\$ 7,590,000	\$ 490,000	7%

CAO – ALTERNATE INDIGENT DEFENSE - 2875

FUNCTION

The Alternate Indigent Defense (AID) budget is administered by the County Administrative Office (CAO) and provides for the funding of legal defense services for indigent criminal defendants when the Public Defender declares a conflict of interest. Appropriations for court appointed attorneys and ancillary defense services in capital cases under Penal Code, section 987.9 are also included in this budget.

OVERVIEW

The FY 2023-24 Recommended Budget appropriations of \$8,101,544 represent an 11% (\$770,211) increase over the FY 2022-23 Adopted Budget. The Net County Cost allocation of \$7,590,000 represents a 7% (\$490,000) increase over the FY 2022-23 Adopted Budget.

SUMMARY OF CAO RECOMMENDATIONS

Services and Supplies

- Services and Supplies recommended at \$8,101,544, represent an 11% (\$770,211) increase over the FY 2022-23 Adopted Budget primarily due to an increase in costs for contracted AID services. In addition, it is anticipated caseloads for court appointed attorneys will continue to increase as the Court continues to address a backlog of cases.
 - Account 7283 Appointed Attorneys-Superior recommended at \$1,258,460, represents a 15% (\$167,489) increase over the FY 2022-23 Adopted Budget based on prior year actual costs.
 - Account 7564 Other Expense recommended at \$280,211 for costs funded by the Public Defense Pilot Program grant.

SUMMARY OF REVENUES

- Revenues recommended at \$511,544, represent a 121% (\$280,211) increase over the FY 2022-23 Adopted Budget based on the addition of the Public Defense Pilot Program Grant funds earmarked specifically for AID purposes.
 - Fines, Forfeitures, and Penalties recommended at \$0 represent a 100% (\$231,333) decrease from the FY 2022-23 Adopted Budget due to an accounting change.
 - Other Financing Sources recommended at \$231,333 to appropriately account for revenues received from the Criminal Justice Facility Construction fund as Operating Transfers In.
 - Intrafund Revenues recommended at \$280,211 for Public Defense Pilot Program grant revenues budgeted in Org 0122 CAO-Grants.

Discretionary Revenues BUDGET 0415

	Actual 2021-22	Adopted 2022-23	Recommended 2023-24	Increase/ (Decrease)	
<u>FISCAL SUMMARY</u>					
<u>Appropriations</u>					
<u>Revenues</u>					
Taxes	\$ 322,128,642	\$ 320,350,280	\$ 337,333,677	\$ 16,983,397	5%
Licenses, Permits, & Franchises	5,299,134	4,250,000	4,250,000	-	-
Fines, Forfeitures, & Penalties	110,405	35,000	44,000	9,000	26%
Revenue From Use of Money & Property	4,193,540	2,120,000	2,050,000	(70,000)	-3%
Intergovernment Rev - State	5,026,336	3,567,000	1,467,000	(2,100,000)	-59%
Intergovernment Rev - Federal	3,558,511	3,110,000	3,110,000	-	-
Charges For Services	4,240,998	4,165,572	3,800,000	(365,572)	-9%
Miscellaneous Revenues	126,341	10,000	10,000	-	-
Other Financing Sources	10,469,500	459,165	2,559,165	2,100,000	457%
Total Revenues	\$ 355,153,406	\$ 338,067,017	\$ 354,623,842	\$ 16,556,825	5%
<u>Net County Cost</u>	\$ (355,153,406)	\$ (338,067,017)	\$ (354,623,842)	\$ (16,556,825)	5%

CAO – COUNTYWIDE REVENUES - 0415

FUNCTION

The Countywide Revenues budget is administered by the County Administrative Office and is not related to the revenue generating activities of any particular department and include property taxes, sales tax, motor vehicle in lieu, interest, and other miscellaneous revenues. This revenue is used to fund the Net County Cost (NCC) of General Fund departments.

OVERVIEW

Revenues recommended at \$354,623,842 represent a 5% (\$16,556,825) increase over the FY 2022-23 Adopted Budget to support General Fund costs. The increase is primarily due to projected property tax revenues.

SUMMARY OF REVENUES

- Taxes recommended at \$337,333,677 represent a 5% (\$16,983,397) increase over the FY 2022-23 Adopted Budget. This increase is predominately due to the prior year growth and using only 2% of current year growth in Secured Property Taxes (\$8,582,720) and Property Tax In Lieu of Vehicle License Fees (\$12,008,450). These taxes are derived from the net assessed value of real and personal property in the County.
- Intergovernment Revenue-State recommended at \$1,467,000 represent a 59% (\$2,100,000) decrease over the FY 2022-23 Adopted Budget due to recognizing Tobacco Settlement revenue in Other Financing Sources that has been recognized in this object level in previous years.
- Other Financing Sources recommended at \$2,559,165 represents a 457% (\$2,100,000) increase over the FY 2022-23 Adopted Budget due to recognizing Tobacco Settlement revenue in this object level that was recognized in Intergovernment Revenue-State in previous years.

App For Contingencies-General
BUDGET 8210
GENERAL FUND

	Actual 2021-22	Adopted 2022-23	Recommended 2023-24	Increase/ (Decrease)	
<u>FISCAL SUMMARY</u>					
<u>Appropriations</u>					
Appropriations For Contingencies	\$ -	\$ 1,000,000	\$ 1,000,000	\$ -	-
Total Appropriations	\$ -	\$ 1,000,000	\$ 1,000,000	\$ -	-
<u>Revenues</u>					
Operating Transfers In	\$ -	\$ -	\$ 18,000,000	\$ 18,000,000	-
Total Revenues	\$ -	\$ -	\$ 18,000,000	\$ 18,000,000	-

GENERAL RESERVES / DESIGNATIONS

	Actual 2021-22	Adopted 2022-23	Recommended 2023-24	Increase/ (Decrease)	
<u>FISCAL SUMMARY</u>					
<u>Appropriations</u>					
Rowell Building Lease Purchase	\$ 8,000,000	\$ -	\$ -	\$ -	-
Budget Stabilization Reserve	10,000,000	20,000,000	32,000,000	12,000,000	60%
Increase in General Reserve	9,000,000	7,000,000	10,000,000	3,000,000	43%
Rowell Building Purchase (Restricted)	-	-	18,000,000	18,000,000	-
Total Appropriations	\$ 27,000,000	\$ 27,000,000	\$ 60,000,000	\$ 33,000,000	122%

CAO – CONTINGENCIES, GENERAL RESERVES AND DESIGNATIONS - 8210

FUNCTION

The Contingencies, General Reserves, and Designations budget is used to provide for unforeseen or emergency expenditures during the course of the fiscal year and to accumulate funds in the General Fund for a designated use. General Fund Contingencies and Designations differ from General Reserves in that the Board of Supervisors (Board) can transfer Contingencies and Designations during the fiscal year to fund unanticipated expenditures on a (4/5) vote. The General Reserves, however, is a portion of the Fund Balance that is not available to fund current year expenditures except in cases where the Board declares an emergency as defined by California Government Code, section 29127.

OVERVIEW

The FY 2023-24 Recommended Budget of \$61,000,000 represents 118% increase over the FY 2022-23 Adopted Budget. The budget includes \$1,000,000 for Contingencies, which is the same as the FY 2022-23 Adopted Budget. The FY 2023-24 Recommended Budget includes an increase of \$10,000,000 to the General Reserves, which would bring the County's General Reserve to \$80,000,000. It is also recommended an additional \$12,000,000 be added to the Budget Stabilization Reserve (BSR). A total of \$10,000,000 was budgeted in FY 2021-22 and \$10,000,000 in FY 2022-23. This would bring the Budget Stabilization Reserve to \$32,000,000. The FY 2023-24 Recommended Budget includes \$18,000,000 in revenue which represents the transfer of Proposition 172 funds to be set aside for the purchase of the Rowell Building.

SUMMARY OF CAO RECOMMENDATIONS

Contingencies

- Contingencies are recommended at \$1,000,000, the same as the FY 2022-23 Adopted Budget. No Contingencies were used in FY 2022-23. These funds fell to Fund Balance and are being budgeted in the FY 2023-24 Recommended Budget.

General Reserves

- General Reserves are recommended to be increased by \$10,000,000. Consequently, the General Reserves balance for FY 2023-24 will be \$80,000,000, an increase of 14 percent.

Budget Mitigation

- An increase in the BSR is recommended in the amount of \$12,000,000. A total of \$20,000,000 was included in previous Adopted Budgets (\$10,000,000 in FY 2021-22 and \$10,000,000 in FY 2022-23). With the additional \$12,000,000, the BSR would be \$32,000,000. The purpose of this Reserve is to address shortfalls in funding due to an economic downturn.

Operating Transfer In

- Operating Transfer In recommended at \$18,000,000 represents the transfer of Proposition 172 funds to be set aside for the purchase of the Rowell Building occupied by the District Attorney's Office. On July 19, 2019, the Board of Supervisors agreed to a Lease Purchase Option of the Rowell Building with a purchase option of \$18,000,000 at the end of the tenth year. A total of 18,000,000 in fund balance was set aside for the purchase of the Rowell Building (\$10,000,000 in FY 2019-20 and \$8,000,000 in FY 2021-22). This previously

committed reserve will be uncommitted and released to fund balance and be used to fund capital projects in the FY 2023-24 Recommended Budget.

Court Ancillary Services BUDGET 2838

	Actual 2021-22	Adopted 2022-23	Recommended 2023-24	Increase/ (Decrease)	
<u>FISCAL SUMMARY</u>					
<u>Appropriations</u>					
Services and Supplies	\$ 1,834,146	\$ 1,871,401	\$ 1,837,533	\$ (33,868)	-2%
Other Charges	14,968,418	15,125,276	14,967,641	(157,635)	-1%
Total Appropriations	\$ 16,802,565	\$ 16,996,677	\$ 16,805,174	\$ (191,503)	-1%
<u>Revenues</u>					
Fines, Forfeitures, & Penalties	\$ 2,034,695	\$ 2,170,954	\$ 1,716,931	\$ (454,023)	-21%
Charges For Services	1,765,286	1,793,220	1,664,323	(128,897)	-7%
Miscellaneous Revenues	5,817	-	442	442	-
Total Revenues	\$ 3,805,797	\$ 3,964,174	\$ 3,381,696	\$ (582,478)	-15%
<u>Net County Cost</u>	\$ 12,996,768	\$ 13,032,503	\$ 13,423,478	\$ 390,975	3%

CAO – COURT ANCILLARY SERVICES - 2838

FUNCTION

The Court Ancillary Services budget is administered by the County Administrative Office. Under the provisions of the Trial Court Funding Act (Act) of 1997 (Assembly Bill 233, Chapter 850, Statutes of 1997), the State assumed responsibility for funding trial court operations commencing with FY 1997-98. The County is responsible for paying a Maintenance-of-Effort (MOE) to the State consisting of the following two components: the County's contribution to trial court operations in FY 1994-95, and fines and forfeiture revenue remitted to the State in that same year. The County is also responsible for paying the State its share of the growth in fines and forfeiture revenue.

The Act also requires counties to pay for the ongoing maintenance of court facilities for judicial and court operations. As part of the prescribed legislation, the Act established County Facility Payments (CFPs) for counties to pay their pro rata share of facilities operations and maintenance costs based on historical averages (FY 1995-96 through FY 1999-2000).

OVERVIEW

The FY 2023-24 Recommended Budget of \$16,805,174 represents a 1% (\$191,503) decrease from the FY 2022-23 Adopted Budget primarily due to an estimated reduction in the required growth payments to the State. Revenues recommended at \$3,381,696 represent a 15% (\$582,478) decrease from the FY 2022-23 Adopted Budget. Net County Cost recommended at \$13,423,478 represents a 3% (\$390,975) increase over the FY 2022-23 Adopted Budget.

SUMMARY OF CAO RECOMMENDATIONS

Other Charges

- Contributions to Other Agencies recommended at \$14,967,641 represent a 1% (\$157,635) decrease from the FY 2022-23 Adopted Budget.

Recommended funding includes:

- The County's State Trial Court MOE obligation of \$14,758,944, which includes a base Court services cost obligation of \$11,222,780 and a fines and forfeitures base of \$3,536,164.
- The County's obligation toward The Judicial Council for the closed juvenile facility includes semiannual payments of \$33,165 until March 1, 2034.

SUMMARY OF REVENUES

- Revenues are recommended at \$3,381,696 and represent a 15% (\$582,478) decrease from the FY 2022-23 Adopted Budget due to a reduction in Vehicle Code Fines and Recording Fees.
 - Fines, Forfeitures, & Penalties recommended at \$1,716,931 represent a 21% (\$454,023) decrease from the FY 2022-23 Adopted Budget due to a decrease in projected collections based on prior year actual receipts.
 - Recording Fees recommended at \$200,000 represent a 50% (\$199,416) decrease from the FY 2022-23 Adopted Budget due to a reduction of recordable documents being submitted.

Grand Jury BUDGET 2870

	Actual 2021-22	Adopted 2022-23	Recommended 2023-24	Increase/ (Decrease)	
<u>FISCAL SUMMARY</u>					
<u>Appropriations</u>					
Services and Supplies	\$ 48,686	\$ 70,000	\$ 70,000	\$ -	-
Total Appropriations	\$ 48,686	\$ 70,000	\$ 70,000	\$ -	-
<u>Revenues</u>					
<u>Net County Cost</u>	\$ 48,686	\$ 70,000	\$ 70,000	\$ -	-

CAO – GRAND JURY - 2870

FUNCTION

The Grand Jury is formed pursuant to California Penal Code Section 888. Members are impaneled by the Presiding Judge of the Fresno County Superior Court to investigate and inquire into the operations of the County, cities, and special districts. The Grand Jury also hears indictments brought by the District Attorney and may investigate misconduct of public officials. While the formation of the Grand Jury is mandated, the service level is not mandated.

OVERVIEW

The FY 2023-24 Recommended Budget of \$70,000 represents no change from the FY 2022-23 Adopted Budget. The Grand Jury will also receive approximately \$74,360 of in-kind support from the County: Parking - \$14,820; County Counsel - \$40,000; District Attorney - \$2,040; and County Administrative Office (CAO) - \$17,500. The CAO provides administrative support required for the operation of the Grand Jury.

Interest And Misc Expenditures BUDGET 2540

	Actual 2021-22	Adopted 2022-23	Recommended 2023-24	Increase/ (Decrease)	
<u>FISCAL SUMMARY</u>					
<u>Appropriations</u>					
Services and Supplies	\$ 7,080,018	\$ 15,430,465	\$ 21,484,691	\$ 6,054,226	39%
Other Charges	3,272,970	4,932,423	5,054,057	121,634	2%
Other Financing Uses	22,170,747	25,322,283	31,269,254	5,946,971	23%
Total Appropriations	\$ 32,523,736	\$ 45,685,171	\$ 57,808,002	\$ 12,122,831	27%
<u>Revenues</u>					
Fines, Forfeitures, & Penalties	\$ 500,000	\$ 500,000	\$ 500,000	\$ -	-
Intergovernment Rev - State	1,237,513	-	-	-	-
Miscellaneous Revenues	2,032,538	200,000	200,000	-	-
Other Financing Sources	-	2,529,186	150,000	(2,379,186)	-94%
Total Revenues	\$ 3,770,051	\$ 3,229,186	\$ 850,000	\$ (2,379,186)	-74%
<u>Net County Cost</u>	\$ 28,753,684	\$ 42,455,985	\$ 56,958,002	\$ 14,502,017	34%

CAO – INTEREST AND MISCELLANEOUS EXPENDITURES - 2540

FUNCTION

The Interest and Miscellaneous Expenditures budget is administered by the County Administrative Office and provides funding for expenditures that are not attributable to the operation of any specific department or that are for projects that need to be closely monitored per direction of the Board of Supervisors (Board). Appropriations primarily fund debt service payments for the Lease Revenue Refunding Bonds (LRRB); outside counsel; fire protection; economic development; countywide audit services; Federal and State legislative advocacy; costs applicable to vacant spaces in County-owned buildings, emergency repairs, contributions to local organizations, and when monies are available to transfer out to Capital Projects.

OVERVIEW

The FY 2023-24 Recommended Budget appropriations of \$57,808,002 represents a 27% (\$12,122,831) increase over the FY 2022-23 Adopted Budget primarily due to available fund balance from FY 2022-23.

SUMMARY OF CAO RECOMMENDATIONS

Services and Supplies

- Services and Supplies are recommended at \$21,484,691 represent a 39% (\$6,054,226) increase over the FY 2022-23 Adopted Budget.

Recommended funding includes:

- Account 7220 Maintenance-Buildings and Grounds recommended at \$595,000 and represent no change from the FY 2022-23 Adopted Budget and is based on projected expenditures for emergency repairs and costs associated with maintaining County buildings and property leased to others. To keep department charges at a reasonable level, reserves for emergency repairs are currently not included in the Facility Services Internal Service Fund (ISF).
- Account 7250 Memberships recommended at \$124,500 represents no change from the FY 2022-23 Adopted Budget. These memberships include in part, Urban Counties Caucus (\$37,000), Water Joint Powers Agency (\$40,000), and NACO (\$20,000).
- Account 7295 Professional and Specialized Services recommended at \$17,016,627 represents a 47% (\$5,416,232) increase over the FY 2022-23 Adopted Budget and includes in part the following:
 - Countywide Audit and Related Consulting Services recommended at \$155,000 represent a 17% (\$22,247) increase over the FY 2022-23 Adopted Budget. Expenditures are for the annual independent audits required by various Government Codes, U.S. Government Auditing Standards, the Single Audit Act, and individual Federal/State grants. The audits are also necessary for the County's bond rating and are directly related to the cost of borrowing.
 - Financial Advisor Services recommended at \$100,000 represent no change from the FY 2022-23 Adopted Budget. The services of a financial consultant are needed for professional services related to debt financing and other financial advisory services. County staff does not have the resources or expertise in these matters. Also included is the cost of printing and binding any needed official statements as well as online bidding charges.

Interest and Miscellaneous Expenditures (Org 2540)

- Actuarial Fees recommended at \$22,000 represent no change from the FY 2022-23 Adopted Budget and are used to fund the cost of contracted actuarial services to prepare Governmental Accounting Standards Board (GASB) No. 68, which changed the way the County reports their pension liability on their financial reports.
- Outside Legal Counsel appropriations recommended at \$200,000 represent a 107% (\$103,500) increase over the FY 2022-23 Adopted Budget to fund services required from outside legal counsel as needed. County Counsel does not have the expertise regarding municipal finance matters (e.g., bond issuance), and investors expect to see a nationally recognized law firm on the bond documents.
- State and Federal Legislative Advocacy Services recommended at \$188,000 represent no change from the FY 2022-23 Adopted Budget and are based on costs for contracted services with the County's State (\$100,000) and Federal (\$88,000) Legislative Advocates. The Legislative Advocates provide lobbyist services to effectively represent the needs of the County on numerous issues at the State and Federal levels.
- Annual Membership Dues for the Five Cities Economic Development Joint Powers Authority (JPA) recommended at \$6,700 represent no change from the FY 2022-23 Adopted Budget. The JPA was established to assist member agencies to develop local economic development resources, establish cooperative relationships to pursue legislation, seek external funding, plan the allocation of resources, and implement the Regional Economic Development Program and strategies. The JPA now consists of eight members including the cities of Fowler, Kingsburg, Orange Cove, Parlier, Reedley, and Sanger as well as the County of Fresno. Membership dues are proportionate to each member agency's population.
- County General Plan recommended at \$400,000 represents no change from the FY 2022-23 Adopted Budget and is intended to cover the costs of consultants and other costs related to the ongoing update of the County's General Plan and the related update of the County's Plan/Zoning Ordinance.
- Appraisal Fees recommended at \$20,000 represent no change from the FY 2022-23 Adopted Budget and are for the cost of appraising property the County intends to sell.
- Appropriations recommended at \$1,500,000 represent a 275% (\$1,100,000) increase over the FY 2022-23 Adopted Budget for the offset of costs associated with encampment, graffiti, and garbage cleanup activities.
- One-time appropriations recommended at \$13,006,927 represent a 124% (\$7,206,927) increase from the FY 2022-23 Adopted Budget for the following purposes: \$2,600,000 for the Sheriff's dispatch move to Hamilton Yard; \$1,000,000 for a follow-up studies associated with the proposed County industrial park; \$300,000 for a fiber project out to the Juvenile Justice Campus; \$3,000,000 for any necessary repairs of the courthouse underground parking structure; \$100,000 for PIO-related contracts and equipment; \$100,000 for Lean Six Sigma training and consulting; \$664,148, for the lease of the property at 200 W. Pontiac Way in Clovis; \$1,500,000 for expenditures for the Federal Funding Act (FFA) broadband grant (future reimbursement); \$999,643 for expenditures to be reimbursed by the Local Agency Technical Assistance (LATA) grant (future reimbursement); \$315,000 for the purchase of Reedley Courthouse; and \$2,428,136 toward the replacement of the County's current financial tracking software.
- Account 7345 Facility Operation and Maintenance recommended at \$3,000,000 represents a 20% (\$500,002) increase over the FY 2022-23 Adopted Budget and is based on actual and estimated costs of utilities and maintenance of vacant County building spaces including University Medical Center. The costs do not benefit specific entities and therefore cannot be charged to departments or grants. As such, the Facility

Interest and Miscellaneous Expenditures (Org 2540)

Services ISF would not be able to recover revenues for these costs so funding for this purpose needs to be absorbed by the General Fund Org 2540.

- Account 7611 Security Services recommended at \$580,564 represents a 9% (\$47,511) increase over the FY 2022-23 Adopted Budget for security services of vacant County building spaces, including University Medical Center. The costs do not benefit specific entities and therefore cannot be charged to departments or grants. As such, the Security Services ISF would not be able to recover revenues for these costs so funding for this purpose needs to be absorbed by the General Fund Org 2540.

Other Charges

- Other Charges are recommended at \$5,054,057 and represent a 2% (\$121,634) increase over the FY 2022-23 Adopted Budget.

Recommended funding includes:

- Account 7818 Fresno City/County Historical Society recommended at \$12,500 represents no change from the FY 2022-23 Adopted Budget. The recommended appropriations provide non-mandated funding for the operation of the Kearney Mansion Museum complex and interior maintenance of the Kearney Mansion. The County Administrative Office administers this activity. Additional funds are budgeted in Parks and Grounds Org 7910 of Public Works & Planning.
- Account 7829 415 Retirement Replacement Plan is recommended at \$225,000 represents a 13% (\$25,000) increase over the FY 2022-23 Adopted Budget. The recommended appropriations are for payments to past County of Fresno employees who have retired and have compensation above the Internal Revenue Code tax limit for retirement. The recommended funding, which is required by Internal Revenue Code 415, is based on projected expenditures as provided by the Fresno County Employees' Retirement Association (FCERA).
- Account 7832 Amador Plan Fire Services recommended at \$1,365,746 represents a 4% (\$52,355) increase over the FY 2022-23 Adopted Budget and is based on the proposed agreement with California Department of Forestry and Fire Protection (CAL FIRE) for FY 2023-24. The agreement funding provides for non-mandated fire protection services during the non-fire season (generally November through May) at fire stations located in select foothill and mountain areas. Payments under this agreement are based on actual costs, which are contingent on the length of the fire season. The agreement with CAL FIRE is presented to the Board during the fiscal year for retroactive approval.
- Account 7845 Support of Organizations recommended at \$3,118,232 represents a 1% (\$19,345) decrease from the FY 2022-23 Adopted Budget. The account was created to fund community service programs the Board adopts funding for each fiscal year as described below:
 - Cooperative Extension recommended at \$676,141 represents a 7% (\$41,297) increase over the FY 2022-23 Adopted Budget primarily due to increased staffing and lease costs. In FY 2012-13, the County and the Regents of the University of California (University) determined for future years to discontinue the use of the County Budget Org 7610 and create a partnership agreement in which the County will pay the University directly an amount adopted by the Board each fiscal year.
 - Veterans Memorial Museum recommended at \$20,000 represents no change from the FY 2022-23 Adopted Budget and is a contribution to the Veterans Memorial Museum to promote, improve, operate, or maintain the museum that preserves the County's military history and honors its veterans.

Interest and Miscellaneous Expenditures (Org 2540)

- Fresno-Madera Area Agency on Aging (FMAAA) recommended at \$65,556 represents no change from the FY 2022-23 Adopted Budget and reflects the County's financial share of a JPA between the County, City of Fresno, and the County of Madera to provide the FMAAA's required match. This allows the FMAAA to receive Federal and State funding for the provision of senior services.
- Economic Development Corporation (EDC) contract recommended at \$93,000 represents a 51% (\$95,000) decrease from the FY 2022-23 Adopted Budget for services necessary to expand economic development for the County. The base contract amount of \$38,000 is intended to provide funding for the EDC to continue implementing non-mandated economic development marketing programs and promoting job creation in the County, which is consistent with the economic element of the General Plan. The remaining services are one-time and focus on updating the Comprehensive Economic Development Strategy and finalizing appropriate studies and outreach related to the proposed Business & Industrial Park.
- Groundwater Sustainability Agency recommended at \$500,000 represents no change from the FY 2022-23 Adopted Budget. The County of Fresno, as a Groundwater Sustainability Agency (GSA) for the Kings Sub-basin, has a memorandum of understanding with various GSAs as part of the Sustainable Groundwater Management Act (SGMA) signed into law in September 2014.
- Appropriations recommended at \$1,752,285 represent a 2% (\$34,358) increase over the FY 2022-23 Adopted Budget for payment to the Fresno County Fire Protection District (District) for extension of fire response services to the former unprotected areas of the County.
- Volunteer Fire Department Contributions recommended at \$11,250 represent no change from the FY 2022-23 Adopted Budget. The recommended appropriations represent the County's non-mandated contribution of \$2,250 each to five Volunteer Fire Departments (i.e., Big Creek, Hume Lake, Huntington Lake, Mountain Valley, and Pine Ridge) to purchase various types of firefighting clothing and equipment.
- Account 7885 Contributions – Other Agencies recommended at \$322,579 represent a 25% (\$63,624) increase over the FY 2022-23 Adopted Budget and are based on an estimate of 50% of the annual budget for the Local Agency Formation Commission Support (LAFCO) as annually passed by the LAFCO Board.

Other Financing Uses

- Operating Transfers Out recommended at \$31,269,254 represent a 23% (\$5,946,971) increase over the FY 2022-23 Adopted Budget.

Recommended funding includes:

- Historical Records and Landmarks Commission (HLRC) Administrative Support is recommended at \$27,601 represents no change from the FY 2022-23 Adopted Budget. These appropriations support costs associated with providing administrative support for the HLRC. The Library Org 7511 staff provides the administrative support and costs will be reimbursed based on actual expenses from this Org. Administrative support duties include preparing agenda's and taking minutes at the HLRC meetings throughout the year at various County locations: maintaining HLRC records and updating the Library and County websites, working with the Clerk to the Board to maintain the status of the 17-member commission, and tracking agenda items and applications turned in to the commission for review. In previous years the cost of administrative support had been provided through the library, but upon review of the administrative support function, it was determined that cost could not be offset with Library Measure B funds. The library administers this item.

Interest and Miscellaneous Expenditures (Org 2540)

- PeopleSoft Charges (Schools and Cemetery Districts) recommended at \$348,285 represent no change from the FY 2022-23 Adopted Budget and are based on Internal Services Department (ISD) rate estimates required to fund PeopleSoft financial system charges for schools and cemetery districts. California Government Code, section 6103 and Health & Safety Code, section 9028 support that the County does not have the authority to charge such districts for performing the districts' data processing. ISD administers these activities.
- One-time appropriations recommended at \$29,200,000 represent a 25% (\$6,100,000) increase over the FY 2022-23 Adopted Budget and include: \$1,000,000 for the Board of Supervisors office space remodel; \$1,000,000 for the required Quentin Hall Settlement; \$2,400,000 for capital projects contingencies (West Annex, Sheriff Substation and others); \$7,600,000 for the Hall of Records remodeling capital project; \$9,700,000 for the Ag Commissioner building capital project; \$7,500,000 for a new Downtown parking structure.
- Operating Transfer Out to the Roads Division recommended at \$212,959 represents no change from the FY 2022-23 Adopted Budget and will be used to meet the County's MOE requirements for Senate Bill 1, Road Repair and Accountability Act of 2017 (Chapter 5, Statutes of 2017).
- Operating Transfer Out to Debt Service recommended at \$1,480,409 represents a less than 1% (\$1,971) increase over the FY 2022-23 Adopted Budget to fund the County's 41.5% share of the debt service payment related to the Juvenile Justice Court Facility Lease Revenue Bond. The County's share of debt is offset by up to \$500,000 in annual Civil Assessment Fee revenues received from the Superior Court.
- More information on the above debt service payments is available in the narrative for Orgs 0301 and 0302–Debt Service. The ACTTC administers these activities.

SUMMARY OF REVENUES

- Revenues are recommended at \$850,000 and represent a 74% (\$2,379,186) decrease from the FY 2022-23 Adopted Budget due to ARPA funds for the Alternative Dwelling Units Project that are no longer budgeted in Org 2540.

County Clerk - Elections BUDGET 2850

	Actual 2021-22	Adopted 2022-23	Recommended 2023-24	Increase/ (Decrease)	
<u>FISCAL SUMMARY</u>					
<u>Appropriations</u>					
Salaries and Benefits	\$ 4,428,087	\$ 4,111,746	\$ 4,060,461	\$ (51,285)	-1%
Services and Supplies	6,780,976	6,916,793	5,711,285	(1,205,508)	-17%
Other Charges	74,057	-	-	-	-
Capital Assets	601,762	-	-	-	-
Total Appropriations	<u>\$ 11,884,882</u>	<u>\$ 11,028,539</u>	<u>\$ 9,771,746</u>	<u>\$ (1,256,793)</u>	-11%
<u>Revenues</u>					
Licenses, Permits, & Franchises	\$ 161,876	\$ 165,000	\$ 150,000	\$ (15,000)	-9%
Intergovernment Rev - State	737,795	-	90,000	90,000	-
Intergovernment Rev - Federal	1,417,531	3,097,294	665,981	(2,431,313)	-78%
Charges For Services	5,515,674	1,647,000	1,870,244	223,244	14%
Miscellaneous Revenues	17,914	30,500	91,000	60,500	198%
Other Financing Sources	70,965	-	300,000	300,000	-
Intrafund Revenue	284,027	198,000	168,000	(30,000)	-15%
Total Revenues	<u>\$ 8,205,781</u>	<u>\$ 5,137,794</u>	<u>\$ 3,335,225</u>	<u>\$ (1,802,569)</u>	-35%
<u>Net County Cost</u>	<u>\$ 3,679,101</u>	<u>\$ 5,890,745</u>	<u>\$ 6,436,521</u>	<u>\$ 545,776</u>	9%
	Budgeted 2021-22	Current 2022-23	Recommended 2023-24	Increase/ (Decrease)	
Position Summary	33	33	33	-	

COUNTY CLERK – ELECTIONS - 2850

FUNCTION

The mission of the County Clerk – Elections Department is to recognize and respect all individuals while continually improving and providing the highest quality of service, conduct elections in a manner that protects the integrity of the electoral process, and promote a positive work environment.

The County Clerk is responsible for registering voters, maintaining voter records, verifying petitions, and conducting Federal, State, and County elections, as well as elections for special districts, school districts, and all cities in Fresno County. The Clerk Services Division issues marriage licenses, conducts civil marriage ceremonies, processes passport applications, and serves as the filing officer for fictitious business name statements, notary oath and bonds, environmental impact reports, and other miscellaneous documents.

The County Clerk is also responsible for the County's Records Management Program for inactive records storage, retrieval, and destruction. The program provides assistance to all County departments to establish the legal retention and destruction timeframes for proper storage of records. Boxed records are maintained in the Records Management Center (RMC) located at the Elections Warehouse facility.

OVERVIEW

The FY 2023-24 Recommended Budget of \$9,771,746 represents an 11% (\$1,256,793) decrease from the FY 2022-23 Adopted Budget primarily due to decreased grant appropriations and efficiencies leading to expenditure reductions. Revenues recommended at \$3,335,225 represents a 35% (\$1,802,569) decrease from the FY 2022-23 Adopted Budget. Net County Cost recommended at \$6,436,521 represents a 9% (\$545,776) increase over the FY 2022-23 Adopted Budget. Salary Savings of 10% (\$196,224) was used in calculating Regular Salaries with related benefit savings of \$136,960. Staffing is recommended at 33 positions, the same as FY 2022-23.

GOAL SETTING

Goal

FY 2023-24

- **Goal:** To execute the March 2024 Presidential Primary Election while maintaining a high level of customer service in Voter Services and Clerk Services divisions.
- **Performance Metric:** Complete and certify the Presidential Primary Election in accordance with State guidelines while maintaining favorable customer reviews and customer counts relative to pre-2020 levels in the Department's Clerk and Voter Services Divisions.

FY 2022-23

- **Goal:** To execute the Consolidated Statewide General Election while maintaining a high level of customer service in Voter Services and Clerk Services divisions.
- **Outcome(s)/Result(s):** The Department certified the November 2022 Consolidated Statewide General Election on December 8, 2022, while providing the legally required number of vote centers, recruited and retained sufficient election workers, while adhering to State guidelines for the administration of the election. Customer counts in the Clerk

Services division remained 28% higher than pre-pandemic levels while maintaining a 4.8 out of 5-star average on customer satisfaction surveys.

SUMMARY OF CAO RECOMMENDATIONS

Significant Program Changes

The FY 2023-24 Recommended Budget includes the following three elections:

- A Presidential Primary Election in March 2024 with an estimated cost of \$4,208,452.
- A Fresno County Employee Retirement Association election in November 2023 for an estimated cost of \$30,000.
- A Uniform District Election in November 2023 with an estimated cost of \$60,000.

Salaries and Benefits

- Salaries and Benefits recommended at \$4,060,461 represent a 1% (\$51,285) decrease from the FY 2022-23 Adopted Budget primarily due to decreased retirement costs.

Services and Supplies

Services and Supplies recommended at \$5,711,285 represent a 17% (\$1,205,508) decrease from the FY 2022-23 Adopted Budget primarily due to decreased grant expenditures.

Recommended funding includes:

- Account 7295 Professional & Specialized Services recommended at \$2,314,032 represents a 33% (\$1,135,227) decrease from the FY 2022-23 Adopted Budget due to a decrease in available grant funding for support services for election operations and election supplies.
- Account 7325 Publications & Legal Notices recommended at \$13,500 represents an 89% (\$111,500) decrease from the FY 2022-23 Adopted Budget due to a decrease in anticipated publications for the Presidential Primary Election.

SUMMARY OF REVENUES

- Revenues recommended at \$3,335,225 represent a 35% (\$1,802,569) decrease from the FY 2022-23 Adopted Budget.
 - Intergovernmental Revenues - Federal recommended at \$665,981 represent a 78% (\$2,431,313) decrease from the FY 2022-23 Adopted Budget due to a decrease in available grant funding.
 - Charges for Services recommended at \$1,870,244 represent a 14% (\$223,244) increase over the FY 2022-23 Adopted Budget primarily due to increases in Clerk Services and election revenue.
 - Other Financing Sources recommended at \$300,000 for planned transfers from the Department's Elections Fees Fund.

County Clerk - Elections - 2850

REGULAR SALARIES
BUDGETED POSITIONS
RECOMMENDED

JCN	TITLE	BAND/ RANGE	POSITIONS		RECOMMENDED SALARIES
			CURRENT	RECOMMENDED	
0030	County Clerk (E)	ELECTED	1	1	\$156,022
2205	Asst Co Clerk/Reg of Voters	C	1	1	115,470
2209	Executive Assistant	2,298	1	1	59,748
2212	Business Systems Analyst III	2,696	1	1	74,503
2333	County Clerk Business Manager	E	1	1	97,526
2374	County Clerk Program Manager	E	1	1	93,106
2390	County Clerk Info Tech Manager	E	1	1	110,760
3029	County Clerk Program Coord	2,367	3	3	217,685
3080	Office Assistant II	1,485	3	3	114,478
3110	Office Assistant I	1,349	6	6	228,215
3261	Account Clerk II - Conf	1,565	1	1	48,750
3210	Accountant I	1,896	1	1	55,662
3440	Stock Clerk	1,240	1	1	34,464
3620	Program Technician I	1,534	2	2	87,694
3621	Program Technician II	1,716	5	5	264,126
3623	Program Technician II-Conf	1,767	1	1	52,632
3704	Info Technology Analyst I	1,845	1	1	54,348
3705	Infor Technology Analyst II	2,029	1	1	57,444
3706	Info Technology Analyst III	2,393	1	1	71,302
Subtotal			33	33	\$1,993,935
	Auto Allowance				6,156
	Bilingual Pay				6,500
	Remuneration				2,100
	Total Salary Savings				(196,224)
TOTAL REGULAR SALARIES					\$ 1,812,467

County Council BUDGET 0710

	Actual 2021-22	Adopted 2022-23	Recommended 2023-24	Increase/ (Decrease)	
<u>FISCAL SUMMARY</u>					
<u>Appropriations</u>					
Salaries and Benefits	\$ 6,232,523	\$ 7,351,923	\$ 8,068,090	\$ 716,167	10%
Services and Supplies	418,244	574,635	671,276	96,641	17%
Capital Assets	-	-	10,000	10,000	-
Total Appropriations	\$ 6,650,767	\$ 7,926,558	\$ 8,749,366	\$ 822,808	10%
<u>Revenues</u>					
Charges For Services	\$ 847,524	\$ 1,082,527	\$ 1,160,000	\$ 77,473	7%
Miscellaneous Revenues	1,599	-	-	-	-
Other Financing Sources	112,996	-	-	-	-
Intrafund Revenue	2,941,873	3,726,116	4,269,996	543,880	15%
Total Revenues	\$ 3,903,992	\$ 4,808,643	\$ 5,429,996	\$ 621,353	13%
Net County Cost	\$ 2,746,775	\$ 3,117,915	\$ 3,319,370	\$ 201,455	6%
<u>Position Summary</u>					
	Budgeted 2021-22	Current 2022-23	Recommended 2023-24	Increase/ (Decrease)	
Position Summary	36	42	42	-	

COUNTY COUNSEL – 0710

FUNCTION

County Counsel represents the County and its officials in civil litigation and business transactions, defends the County in administrative law proceedings, provides written and oral legal opinions to County staff, and acts as legal advisor to County boards, commissions, committees, and special districts upon request. County Counsel currently consists of 31 attorney positions and 11 support staff. In general, the office allocates ten attorneys to represent the Department of Social Services (DSS) in Dependency Court and Child Welfare Service (CWS) matters; one attorney to represent the Public Guardian and Sheriff-Coroner-Public Administrator in Probate Court; one and one-half attorneys to represent the local Mental Health Director in civil commitment hearings and criminal hearings related to defendants incompetent to stand trial; two attorneys to handle land use matters; five and one-half attorneys to represent the County in general litigation (including Risk Management cases, Eminent Domain cases, section 1983 Civil Rights cases, code enforcement, etc.); and two attorneys to represent the County in Civil Service Hearings and other employment related hearings/matters. The remaining nine attorneys will issue opinions, review contracts, attend meetings and handle general administrative and court hearings for the Board of Supervisors, the County Administrative Office, the Grand Jury, the In-Home Supportive Services Public Authority, the Transportation Authority, Council of Governments (COG), approximately 20 departments and various other boards, committees, and commissions. Due to the wide range of legal issues presented in the operations of a county the size of Fresno, County Counsel attorneys are often required to handle matters in addition to those in their normally allocated field in order to provide effective legal services for their clients.

OVERVIEW

The FY 2023-24 Recommended Budget of \$8,749,366 represents a 10% (\$822,808) increase over the FY 2022-23 Adopted Budget primarily due to DSS's request made during FY 2022-23 to fill two attorney positions that will be hired in FY 2023-24 at a higher classification level than previously budgeted and increases in various operating costs. Revenues recommended at \$5,429,996 represent a 13% (\$621,353) increase over the FY 2022-23 Adopted Budget primarily due to additional revenue and direct funding from DSS to offset the costs for the recommended increase in higher level attorney classification to handle DSS Child Welfare Service work. Net County Cost (NCC) of \$3,319,370 represents a 6% (\$201,455) increase over the FY 2022-23 Adopted Budget. No Salary Savings has been included in this budget due to low anticipated staff turnover. Staffing is recommended at 42 positions, the same as the current level.

GOAL SETTING

Goal

FY 2023-24

- **Goal:** Continue to manage the legal services in the office between NCC client departments, departments that pay for services through outside funding, and the DSS that provides direct funding in order to operate within budgeted NCC and revenue. Continue to ensure that all legal services that are incurred by department programs with an outside funding source are paid for to the fullest extent possible by that outside funding source. Additionally, continue to ensure that all legal services that are incurred by Department programs with no outside funding sources, as well as the Department's administrative functions, are adequately covered by NCC.
- **Performance Metric:** County Counsel meets its budgeted revenue goals in FY 2023-24.

FY 2022-23

- **Goal:** Manage the legal services in the office between NCC client departments and departments that pay for services through outside funding in order to operate within budgeted NCC and revenue. Attempt to ensure that all legal services that are incurred by department programs with an outside funding source are paid for to the fullest extent possible by that outside funding source. This will also assist the County Administrator in assessing, allocating and planning for the normal legal costs incurred by departments.
- **Outcome(s)/Result(s):** County Counsel successfully met the shifting demands for legal services for departments and outside agencies that have outside funding and for General Fund departments that do not pay for legal services. Additionally, County Counsel successfully maximized payment from outside funding, while meeting the demand for legal services by General Fund departments to operate within budgeted NCC and revenue during FY 2022-23. Part of the success in meeting budgeted NCC was due to salary savings toward the end of the year and continued improvement in maximizing payment from outside funding sources will be important once the office is fully staffed.

SUMMARY OF CAO RECOMMENDATIONS

Salaries and Benefits

- Salaries and Benefits recommended at \$8,068,090 represent a 10% (\$716,167) increase over the FY 2022-23 Adopted Budget primarily due to DSS's request made during FY 2022-23 to fill two attorney positions that will be hired in FY 2023-24 at a higher classification level than previously budgeted. Recommended funding includes an increase in the maximum allocation for the Senior Deputy County Counsel classification from six to nine, an increase in the maximum allocation for the Senior Paralegal classification from one to two, a decrease in the maximum allocation for Senior Legal Assistant classification from three to two, and the addition of one Supervising Legal Assistant classification allocation. There will be no increase in total number of budgeted positions; therefore, staffing is recommended at the current level of 42 positions.

Services and Supplies

- Services and Supplies recommended at \$671,276 represent a 17% (\$96,641) increase over the FY 2022-23 Adopted Budget primarily due to an increase in both one-time office expenses and Facility Operations and Maintenance costs.

Capital Assets

- Capital Assets are recommended at \$10,000 to purchase a color copy machine.
Color Copy Machine\$10,000Program Number 91885

SUMMARY OF REVENUES

- Revenues are recommended at \$5,429,996 and represent a 13% (\$621,353) increase over the FY 2022-23 Adopted Budget.
 - Intrafund Revenues recommended at \$4,269,996 represent a 15% (\$543,880) increase over the FY 2022-23 Adopted Budget primarily due to an increase in reimbursable work completed for departments and an increase in direct funding reimbursement from DSS.

County Counsel - 0710

REGULAR SALARIES
BUDGETED POSITIONS
RECOMMENDED

JCN	TITLE	BAND/ RANGE	POSITIONS		RECOMMENDED SALARIES
			CURRENT	RECOMMENDED	
1202	Paralegal	2,036	3	3	\$170,421
1207	Chief Deputy County Counsel	L	3	3	506,922
1232	Deputy County Counsel II	3,216	2	2	174,792
1233	Deputy County Counsel III	3,858	6	6	689,585
1234	Deputy County Counsel IV	4,516	13	13	1,788,036
1236	Principal Deputy County Counsl	L	1	1	161,304
1235	Sr Deputy County Counsel	4,861	5	5	768,040
1266	Legal Assistant - Conf	1,485	5	5	200,337
1267	Senior Legal Assistant-C	1,638	1	1	51,766
2209	Executive Assistant	2,298	1	1	57,275
3254	Sr Accountant - Conf	2,536	1	1	74,011
8035	County Counsel	FLAT	1	1	240,752
Subtotal			42	42	\$4,883,241
	Auto Allowance				7,800
	Bilingual Pay				1,305
TOTAL REGULAR SALARIES					\$ 4,892,346

District Attorney BUDGET 2860

	Actual 2021-22	Adopted 2022-23	Recommended 2023-24	Increase/ (Decrease)	
<u>FISCAL SUMMARY</u>					
<u>Appropriations</u>					
Salaries and Benefits	\$ 36,059,097	\$ 39,244,131	\$ 40,130,531	\$ 886,400	2%
Services and Supplies	6,849,381	7,128,402	7,540,441	412,039	6%
Other Financing Uses	152,960	50,000	-	(50,000)	-100%
Capital Assets	-	90,000	109,215	19,215	21%
Total Appropriations	<u>\$ 43,061,438</u>	<u>\$ 46,512,533</u>	<u>\$ 47,780,187</u>	<u>\$ 1,267,654</u>	3%
<u>Revenues</u>					
Intergovernment Rev - State	\$ 8,918,183	\$ 11,282,737	\$ 12,063,686	\$ 780,949	7%
Intergovernment Rev - Federal	393,185	234,105	228,105	(6,000)	-3%
Charges For Services	170,744	166,000	184,800	18,800	11%
Miscellaneous Revenues	115,119	70,500	70,500	-	-
Other Financing Sources	3,239,284	3,855,823	4,085,940	230,117	6%
Intrafund Revenue	315,030	748,367	438,184	(310,183)	-41%
Total Revenues	<u>\$ 13,151,544</u>	<u>\$ 16,357,532</u>	<u>\$ 17,071,215</u>	<u>\$ 713,683</u>	4%
<u>Net County Cost</u>	<u>\$ 29,909,893</u>	<u>\$ 30,155,001</u>	<u>\$ 30,708,972</u>	<u>\$ 553,971</u>	2%
	Budgeted	Current	Recommended	Increase/ (Decrease)	
	2021-22	2022-23	2023-24	(Decrease)	
Position Summary	<u>214</u>	<u>216</u>	<u>217</u>	<u>1</u>	

DISTRICT ATTORNEY – 2860

FUNCTION

The District Attorney is constitutionally mandated to evaluate all criminal cases submitted by the 81 law enforcement agencies within Fresno County, and to prosecute all felony and misdemeanor violations of State law on behalf of the People of the State of California. This includes but is not limited to homicides, gang violence, sexual assault, child abuse, domestic violence, identity theft, and juvenile adjudications. The District Attorney also investigates, files, and prosecutes criminal and civil actions of consumer fraud, real estate fraud, environmental crimes, welfare fraud, and financial crimes; and is the legal advisor to the Fresno County Grand Jury for civil and criminal matters.

The Writs and Appeals Unit manages and evaluates post-conviction criminal matters, conducts research, and files writs of appeal to uphold reasonable interpretations of the law and protect lawful convictions, and appropriately responds to Habeas Petitions. This Unit also provides in-depth case research and legal assistance to their fellow prosecutors. Since November 2012, the Writs and Appeals Unit has represented the People at resentencing hearings of three strike life inmates petitioning for release. The Lifer Unit handles parole hearings for murderers and others serving life sentences seeking to be paroled. This Unit has become increasingly busy since the State of California passed the Elder Parole and Youthful Offender Parole laws, as well as Proposition 57. These new laws allow for State prison sentenced inmates to receive time credits based on age and time in custody that allow them to be released several years before their scheduled tentative release dates. This causes the need to have Deputy District Attorney's (DDAs) ready to advocate on behalf of victims, the community, and public safety to stop the release of dangerous criminals.

Additionally, the District Attorney provides legal guidance, investigative assistance, and training to the law enforcement agencies throughout the County. The Office maintains a post-plea diversion program for select first time misdemeanor defendants.

The Public Integrity Unit investigates and where appropriate, prosecutes those public officials or employees who commit crimes related to their official duties. Such investigations and prosecutions will include violations of the Brown Act, Elections Code, Political Reform Act, or other violations. This Unit functions in addition to, without interfering in, the work of the California Fair Political Practices Commission.

The Animal Cruelty Unit prosecutes those who commit offenses against animals, including both abuse and neglect. This Unit has also been involved in training law enforcement officers, animal control and humane officers, and prosecutors about the intricacies of this area of law.

This budget represents the core criminal prosecution units directly handling the District Attorney's mandated function of prosecuting all felony and misdemeanor offenses ranging from driving-under-the-influence misdemeanors to capital murder. Approximately 95% of the cases filed by the District Attorney are prosecuted by DDAs funded in this budget.

Funding for the District Attorney - Grants funded programs is detailed in Org 2862.

OVERVIEW

The FY 2023-24 Recommended Budget of \$47,780,187 represents a 3% (\$1,267,654) increase in appropriations over the FY 2022-23 Adopted Budget primarily due to negotiated cost of living adjustments and transferring a position from the DA Grants Org 2862. Recommended revenues of \$17,071,215, represents an 4% (\$713,683) increase over the FY 2022-23 Adopted Budget primarily due to the increase in Public Safety Proposition 172 Sales Tax Revenue. Net County Cost (NCC) recommended at \$30,708,972 represents a 2% (\$553,971) increase over the FY

2022-23 Adopted Budget. Salary Savings of 2% (\$427,390) was used in calculating Regular Salaries with related benefit savings of \$309,229. Staffing is recommended at 217, a net increase of one over the current level.

GOAL SETTING

Goal

FY 2023-24

- **Goal:** The legislators in the State of California continue, as they have for several years, to pass laws that are completely dismantling the criminal justice system. The political wave of not holding criminals accountable for their actions is creating more crime, more homeless drug addicts, and more victims of property crime and violent crime than we have ever seen. As the Governor continues with his plan to reduce prison population and actually CLOSE prisons, inmates are being released on a daily basis from California Department of Corrections and Rehabilitation. This is causing an increase in criminal activity. It creates more work for prosecutors on the incoming criminal cases, and also creates a tremendous amount of work fighting to keep the criminals we have already lawfully convicted from being released early or irresponsibly.

As we strive to uphold our duties, the caseloads are still at astronomical numbers. The increase in crime caused from the two reasons noted above are only one part of the equation. The COVID-19 Public Health Emergency (COVID-19) pandemic has caused significant problems in jail population retention. The negative effects of \$0 bail are also still an issue, as many criminals do not show up for court and are only brought back when they have committed new crimes and have additional cases.

The Fresno County District Attorney's Office is grossly understaffed with prosecutors as we have had trouble retaining DDAs under the stress of the swelling caseloads. Law school enrollments are down nationwide, and many civil firms, state agencies and other counties who pay higher wages and offer better benefits/lifestyle are recruiting our lawyers. Also, we have staff who are transferring to other County departments for a better life-work balance, or to the Courts for better benefits.

Recruiting and retention of DDAs will continue to be the goal for us in the coming budget year. Each of the Chief DDAs, Assistant DAs, and the elected District Attorney in Fresno County carry caseloads and cover court calendars. These traditional, "administration only" positions are filled by dedicated prosecutors who continue their commitment to justice by performing additional work duties in order to get the job done.

The Fresno County District Attorney and her staff, with the support of the County of Fresno, continue to be state leaders in the fight against the fentanyl crisis. Engaging in a countywide education/awareness campaign has brought the County statewide recognition for the public information being provided and it will remain a high priority as the crisis is getting worse as the volume of fentanyl continues to increase in the United States.

The District Attorney, DA Public Information Officer (PIO), and the County PIO have also been nominated for an award from the United States Attorney General for our participation in this campaign, and the DA's partnership with federal law enforcement agencies on the Fentanyl Overdose Response Team (FORT), which is a collaboration of law enforcement agencies that respond to fentanyl overdoses and overdose deaths in order to begin criminal investigations into the trafficking and distribution of this poison. We have also been one of the few counties in the state to prosecute select fentanyl dealers as murderers. As this crisis continues, our office will pursue optimal staffing alternatives to prosecute the people who manufacture, transport, and distribute fentanyl to the fullest extent of the law.

- **Performance Metric:** Success will be measured by retaining employees, being able to move cases through the Court system in a more timely, efficient manner, and be able to have employees that are not under stress and fatigue. The nature and content of the work of the District Attorney's Office is very emotional at times, as well as complicated and difficult. Getting qualified people to do the work with "acceptable" or "normal" caseloads is hard enough; when the caseloads swell to these levels, the productivity suffers, and the time they have to devote to each case and each victim is compromised.

FY 2022-23

- **Goal:** As the legislators in the State of California continue to pass laws that weaken the criminal justice system, they are actually creating more violent crime, more homelessness, more drug addicts, and more victims than we have ever seen. As the Governor continues with his plan to reduce prison population and actually CLOSE prisons, inmates are being released on a daily basis from California Department of Corrections and Rehabilitation. This is causing an increase in violent crime, criminal activity. It creates more work for prosecutors on the incoming criminal cases, and also a tremendous amount of work fighting to keep the criminals we have already lawfully convicted from being released early or irresponsibly.

As we strive to uphold our duties, the caseloads are still at astronomical numbers. The increase in crime caused from the two reasons noted is only one part of the equation. COVID-19 has caused significant problems in jail population retention and the \$0 bail that was set on some crimes also plays into the factors that criminal cases are moving very slowly through the court system, causing further backlog. Often times, people who are released from jail with pending cases either fail to appear for court, or they continue their criminality.

The Fresno County District Attorney's Office is grossly understaffed with prosecutors as we have had trouble retaining DDAs under the stress of the swelling caseloads. Law school enrollments are down nationwide, and many civil firms who pay higher wages and offer better benefits and lifestyle are recruiting young lawyers to work and taking them away from public service. Also, we have employees who are transferring to other County departments for a better life-work balance.

Recruiting and retention of DDAs will continue to be the goal for us in the coming budget year.

- **Outcome(s)/Result(s):** This goal remains ongoing due to the effects of COVID-19 in jail population retention, the Great Resignation, retirements and appointments to the Superior Court it has become more difficult to attract and retain prosecution and support staffing. In order to address staffing issues, the District Attorney's Office has requested a reorganization of staff with the FY 2023-24 Recommended Budget to create efficiencies and provide an elevated level of support to existing prosecutorial teams.

SUMMARY OF CAO RECOMMENDATIONS

Significant Program Changes

The most significant program change for the District Attorney's Office are covering the courts with the large number of vacant prosecutor positions, and the reclassification of five vacant positions (four prosecutors, one Account Clerk) to provide greater efficiencies in the office. The new positions (two Victim-Witness Advocates, one Business Systems Analyst, one Crime Analyst, one Accountant) will make the existing staff more efficient by providing a greater level of support.

Salaries and Benefits

- Salaries and Benefits recommended at \$40,130,531 represent a 2% (\$886,400) increase over the FY 2022-23 Adopted Budget primarily due to negotiated COLA increases and partially offset with reductions in the retirement rate. Positions recommended to be added include one Accountant, one Business Systems Analyst, one Crime Analyst, and two Victim Witness Advocates. Positions recommended to be deleted include one Account Clerk, and three Deputy District Attorneys.

Recommended funding includes:

- Account 6550 Workers Comp Contribution recommended at \$383,208 represents an 84% (\$175,152) increase over the FY 2022-23 Adopted Budget primarily due to current rates and claim history.

Services and Supplies

- Services and Supplies recommended at \$7,540,441 represent a 6% (\$412,039) increase over the FY 2022-23 Adopted Budget primarily due to increased activity and costs associated with witness relocation and operational costs for the Rowell Building.

Recommended funding includes:

- Account 7190 Jury & Witness Expense recommended at \$348,500 represents a 76% (\$150,000) increase over the FY 2022-23 Adopted Budget primarily due to the increase in the California Witness Relocation and Assistance Program (CalWRAP) activity.
- Account 7345 Facilities Operation & Maintenance recommended at \$611,923 represents a 22% (\$110,422) increase over the FY 2022-23 Adopted Budget primarily due to the addition of employee parking costs.
- Account 7416 Trans & Travel County Garage recommended at \$574,979 represents a 27% (\$122,419) increase over FY 2022-23 Adopted Budget primarily due to current usage and rates.
- Account 7430 Utilities recommended at \$346,077 represents an 88% (\$161,848) increase over the FY 2022-23 Adopted Budget based on current rates and usage.

Capital Assets

- Capital Assets recommended at \$109,215 includes funding for the replacement of two existing treadmills and the development of the Superior Court/law enforcement agency interfaces required for the eProsecutor Case Management System (CMS). The CMS costs are recommended for re-budgeting from FY 2022-23 due to delays with vendor development.

Replacement Treadmills (2)	\$19,215Program Number 91913
eProsecutor CMS Interface	\$90,000Program Number 91297

SUMMARY OF REVENUES

- Revenues are recommended at \$17,071,215 and represent an 4% (\$713,683) increase over the FY 2022-23 Adopted Budget primarily due to an increased allocation of Public Safety Proposition 172 Sales Tax Revenue which is partially offset with a reduction in funding from Intrafund Revenue for the IHSS Fraud Pilot Program.
 - Intrafund Revenue recommended at \$438,184 represents a 41% (\$310,183) decrease from the FY 2022-23 Adopted Budget primarily due to a reduction in funding from the Department of Social Services for the IHSS Fraud Pilot Program.

District Attorney - 2860

REGULAR SALARIES
BUDGETED POSITIONS
RECOMMENDED

JCN	TITLE	BAND/ RANGE	POSITIONS		RECOMMENDED SALARIES
			CURRENT	RECOMMENDED	
0075	District Attorney (E)	ELECTED	1	1	\$225,823
0255	Assistant District Attorney	L	3	3	604,812
1202	Paralegal	2,036	13	13	773,054
1209	Chief Deputy District Attorney	L	9	9	1,649,466
1210	Deputy District Attorney II	3,216	11	11	988,339
1211	Deputy District Attorney III	3,858	6	6	645,530
1212	Deputy District Attorney IV	4,516	23	23	3,189,360
1220	Deputy District Attorney I	2,755	23	20	1,513,145
1222	Sr Deputy District Attorney	4,861	26	26	4,032,895
1261	Legal Assistant	1,485	30	30	1,284,306
1262	Senior Legal Assistant	1,638	9	9	434,893
1263	Supervising Legal Assistant	1,804	5	5	266,204
1760	Sr DA Investigator	3,460	31	31	3,474,605
1796	Deputy Chief of Investigations	E	2	2	270,088
1797	Chief of Investigations	C	1	1	153,868
1758	Investigative Technician	1,501	3	3	135,138
1793	Supvsng DA Investigator	3,700	4	4	491,088
2033	Victim Witness Advocate	1,669	1	3	110,939
2209	Executive Assistant	2,298	1	1	56,999
2212	Business Systems Analyst III	2,696	1	1	85,228
2213	Business Systems Analyst I	1,882		1	34,726
2240	Sr Business Systems Analyst	3,019	1	1	95,420
2293	Staff Analyst III	2,549	1	1	80,574
2294	Sr Staff Analyst	F	1	1	88,660
2320	Public Information Officer	F	1	1	88,660
2330	District Attorney Div Manager	D	1	1	97,526
2339	DA Business Manager	E	1	1	102,444
2380	Crime Analyst I	1,991		1	36,737
2382	Crime Analyst III	2,549	1	1	72,169
3141	Administrative Assistant I-C	1,632	1	1	41,411
3205	Account Clerk I	1,395	2	2	77,777
3260	Account Clerk II	1,565	1		
3210	Accountant I	1,896		1	36,202
3262	Supervising Accountant	2,790	1	1	88,218

District Attorney (ORG 2860)

3620 Program Technician I	1,534	<u>1</u>	<u>1</u>	<u>43,215</u>
Subtotal		216	217	\$21,369,519
Assignment Pay				343,200
Bilingual Pay				23,400
POST				315,589
Remuneration				2,100
Retention Pay				454,458
Specialization Pay				131,277
Total Salary Savings				<u>(427,390)</u>
TOTAL REGULAR SALARIES				\$ 22,212,153

VACANT POSITIONS DELETED (Effective October 16, 2023)

<u>JCN</u>	<u>TITLE</u>	<u>BAND/ RANGE</u>	<u>POSITIONS</u>	<u>SALARIES</u>
1220	Deputy District Attorney I	2,755	-3	\$ 224,613
3260	Account Clerk II	1,565	-1	<u>49,452</u>
	Cost of Restoring Vacant Positions		<u>-4</u>	<u>\$ 274,065</u>

RECOMMENDED POSITIONS TO ADD (Effective October 16, 2023)

<u>JCN</u>	<u>TITLE</u>	<u>BAND/ RANGE</u>	<u>POSITIONS</u>	<u>SALARIES</u>
2033	Victim Witness Advocate	1,669	2	\$ 61,592
2213	Business Systems Analyst I	1,882	1	34,726
2380	Crime Analyst I	1,991	1	36,737
3210	Accountant I	1,896	1	<u>36,202</u>
	Cost of Positions Recommended to Add		<u>5</u>	<u>\$ 169,257</u>

District Attorney - Grants BUDGET 2862

	Actual 2021-22	Adopted 2022-23	Recommended 2023-24	Increase/ (Decrease)	
<u>FISCAL SUMMARY</u>					
<u>Appropriations</u>					
Salaries and Benefits	\$ 6,433,361	\$ 7,119,897	\$ 6,932,687	\$ (187,210)	-3%
Services and Supplies	913,543	906,616	1,093,160	186,544	21%
Other Charges	145,074	205,288	151,192	(54,096)	-26%
Other Financing Uses	-	50,000	-	(50,000)	-100%
Total Appropriations	<u>\$ 7,491,978</u>	<u>\$ 8,281,801</u>	<u>\$ 8,177,039</u>	<u>\$ (104,762)</u>	-1%
<u>Revenues</u>					
Intergovernment Rev - State	\$ 63,596	\$ 63,596	\$ 154,703	\$ 91,107	143%
Intergovernment Rev - Federal	448,063	500,000	500,000	-	-
Charges For Services	1,658	-	-	-	-
Miscellaneous Revenues	7,842	-	-	-	-
Other Financing Sources	3,077,532	3,898,689	3,824,810	(73,879)	-2%
Intrafund Revenue	2,338,153	2,644,704	2,396,936	(247,768)	-9%
Total Revenues	<u>\$ 5,936,842</u>	<u>\$ 7,106,989</u>	<u>\$ 6,876,449</u>	<u>\$ (230,540)</u>	-3%
<u>Net County Cost</u>	<u>\$ 1,555,135</u>	<u>\$ 1,174,812</u>	<u>\$ 1,300,590</u>	<u>\$ 125,778</u>	11%
	Budgeted	Current	Recommended	Increase/ (Decrease)	
	2021-22	2022-23	2023-24		
Position Summary	35	35	34	(1)	

DISTRICT ATTORNEY-GRANTS – 2862

FUNCTION

The District Attorney Grants budget funds 13 units including eight vertical prosecution teams. Most of the grants mandate that prosecutors carry a lower caseload to target the prosecution of violent, serious recidivist criminals, and complex litigation. The grants mandate that the staff work only on grant funded cases; therefore, prosecutors, investigators, and support staff assigned to these grant units are not interchangeable with the core prosecution staff in District Attorney Org 2860. Without the grant funding from various State and Federal agencies, dedicated vertical prosecution would be impacted, if not eliminated.

The grant units in this budget include:

- The California Office of Traffic Safety (OTS) Driving Under the Influence (DUI) Alcohol and Drug Impaired Driver Vertical Prosecution program which focuses on preventing impaired driving and reducing alcohol and drug-impaired traffic fatalities and injuries.
- The Rural Crime prosecutor works collaboratively as part of the eight county Central Valley Rural Crimes Task Force concentrating on the criminal prosecution of defendants charged with theft of agricultural equipment, vehicles, tractors, all-terrain vehicles, fuel, chemicals, produce, livestock, and all sources of metal from open fields, farms, and ranch outbuildings.
- California Multi-Jurisdiction Methamphetamine Enforcement Team (Cal-MMET) focuses on the prosecution of narcotics cases working in conjunction with law enforcement narcotic investigation teams.
- The California Department of Insurance grants provide funding to investigate and prosecute the following insurance fraud crimes in Fresno County: 1) Workers' Compensation, 2) Automobile, and 3) Disability and Health.
- The Real Estate Fraud Prosecution Unit was statutorily created to investigate and prosecute real estate fraud crimes.
- The District Attorney is the lead County agency of the Multi-Agency Gang Enforcement Consortium (MAGEC) charged with the investigation and prosecution of gang cases.
- The Victim Restitution program ensures convicted offenders pay restitution to the victims of their criminal offenses.
- The Consumer and Environmental Protection Unit is charged with the prosecution of cases involving fraudulent, deceptive, and illegal business practices that victimize Fresno County residents and law-abiding businesses, threaten public safety, or endanger our local environment and natural resources.
- The Welfare Fraud Unit detects, investigates, and prosecutes public aid fraud thereby saving the County, State, and Federal governments' money by stopping and recovering overpayments, as well as through the deterrence of welfare fraud.
- The Environmental Crime (Waste Tire) investigators work with the County Department of Public Health conducting waste tire facility inspections, investigating illegal tire disposal or stockpiling, and surveying points of waste tire generation to ensure compliance with applicable laws and regulations.
- The Professional Standards Unit coordinates training for all investigative staff in the above units and the core criminal division.

OVERVIEW

The FY 2023-24 Recommended Budget of \$8,177,039 represents a 1% (\$104,762) decrease from the FY 2022-23 Adopted Budget primarily due to the reduction of one vacant Deputy District Attorney position in the Workers' Compensation Insurance Fraud Program and the transfer of the Electronic Suspected Child Abuse Report System (eSCARS) Paralegal to Org 2860 in October 2022. Revenues recommended at \$6,876,449 represent a 3% (\$230,540) decrease from the FY 2022-23 Adopted Budget primarily due to decreased funding for the Welfare Fraud, Waste Tire, and Workers' Compensation Insurance Fraud programs. Net County Cost (NCC) recommended at \$1,300,590 represents an 11% (\$125,778) increase over the FY 2022-23 Adopted Budget. Staffing is recommended at 34 positions, a reduction of one position from the FY 2022-23 Adopted Budget.

SUMMARY OF CAO RECOMMENDATIONS

Significant Program Changes

There has been a decrease of one position from the FY 2022-23 Adopted Budget primarily due to the elimination of the vacant Deputy District Attorney position in the Workers' Compensation Insurance Fraud program. The NCC partially supports the Professional Standards, Workers' Compensation Insurance Fraud, Disability and Health Insurance Fraud, Cal-MMET, Auto Insurance Fraud and Victim Restitution units as the grant award amounts for FY 2023-24 are not sufficient to cover the full costs of these programs.

Salaries and Benefits

- Salaries and Benefits recommended at \$6,932,687 represent a 3% (\$187,210) decrease from the FY 2022-23 Adopted Budget, primarily due to the elimination of the vacant Deputy District Attorney position in the Workers' Compensation Insurance Fraud program and the transfer of the partially funded eSCARS Paralegal mid FY 2022-23 to the District Attorney Org 2860 Budget.
 - Account 6200 Extra Help recommended at \$78,500 represents a 56% (\$101,362) decrease from the FY 2022-23 Adopted Budget primarily due to a decrease in the funding for the Welfare Fraud program.

Services and Supplies

- Services and Supplies recommended at \$1,093,160 represent a 21% (\$186,544) increase over the FY 2022-23 Adopted Budget primarily due to increases in operating costs in the Professional Standards program in the District Attorney Grants Org 2862 budget.
 - Account 7296 Data Processing Services recommended at \$273,637 represents a 71% (\$113,999) increase over the FY 2022-23 Adopted Budget primarily due to an increase in operating costs of the Professional Standards program software.

SUMMARY OF REVENUES

- Revenues are recommended at \$6,876,449 and represent a 3% (\$230,540) decrease from the FY 2022-23 Adopted Budget primarily due to decreased funding for the Welfare Fraud, Workers' Compensation Insurance Fraud, and Waste Tire Investigation programs.

District Attorney - Grants - 2862

REGULAR SALARIES
BUDGETED POSITIONS
RECOMMENDED

JCN	TITLE	BAND/ RANGE	POSITIONS		RECOMMENDED
			CURRENT	RECOMMENDED	SALARIES
1202	Paralegal	2,036	2	2	\$117,229
1212	Deputy District Attorney IV	4,516	7	7	1,008,780
1220	Deputy District Attorney I	2,755	2	1	74,871
1222	Sr Deputy District Attorney	4,861	2	2	287,215
1261	Legal Assistant	1,485	4	4	171,753
1760	Sr DA Investigator	3,460	15	15	1,702,324
1758	Investigative Technician	1,501	2	2	91,198
1793	Supvsng DA Investigator	3,700	1	1	114,866
Subtotal			35	34	\$3,568,236
	Assignment Pay				6,240
	Bilingual Pay				13,050
	POST				141,930
	Retention Pay				102,549
	Specialization Pay				4,836
TOTAL REGULAR SALARIES					\$ 3,836,841

VACANT POSITIONS DELETED (Effective October 16, 2023)

JCN	TITLE	BAND/ RANGE	POSITIONS	SALARIES
1220	Deputy District Attorney I	2,755	-1	\$ 74,871
	Cost of Restoring Vacant Positions		-1	\$ 74,871

Human Resources BUDGET 1010

	Actual 2021-22	Adopted 2022-23	Recommended 2023-24	Increase/ (Decrease)	
<u>FISCAL SUMMARY</u>					
<u>Appropriations</u>					
Salaries and Benefits	\$ 3,809,867	\$ 4,534,761	\$ 4,504,127	\$ (30,634)	-1%
Services and Supplies	729,475	1,387,121	1,501,898	114,777	8%
Total Appropriations	\$ 4,539,342	\$ 5,921,882	\$ 6,006,025	\$ 84,143	1%
<u>Revenues</u>					
Charges For Services	\$ 1,285,062	\$ 1,523,654	\$ 1,549,581	\$ 25,927	2%
Miscellaneous Revenues	87	-	-	-	-
Other Financing Sources	237,362	134,075	140,218	6,143	5%
Intrafund Revenue	1,360,813	1,568,133	1,570,206	2,073	-
Total Revenues	\$ 2,883,324	\$ 3,225,862	\$ 3,260,005	\$ 34,143	1%
<u>Net County Cost</u>	\$ 1,656,018	\$ 2,696,020	\$ 2,746,020	\$ 50,000	2%
	Budgeted	Current	Recommended	Increase/ (Decrease)	
	2021-22	2022-23	2023-24		
Position Summary	30	34	34	-	

HUMAN RESOURCES – 1010

FUNCTION

The Department of Human Resources provides centralized countywide management and administrative oversight for activities associated with human resources, labor relations, employee benefits, loss prevention training, and risk management services. Pursuant to County Ordinance Code, Chapter 2.12 and Administrative Policy Number 54, human resources are provided from a centralized perspective to ensure uniformity and consistency of services delivered and to maximize economies of scale. Individual departments, however, are responsible for human resources actions related to employee selection, development, retention, and separation, in consultation with and/or collaboration with this Department.

The Department is divided into five divisions: Administration, Employment Services, Labor Relations, Employee Benefits, and Risk Management and is managed by the Director of Human Resources. Employee Benefits, Risk Management, and Staff Development and Training are addressed in the Risk Management Internal Services Fund Org 8925.

The Human Resources Administration Division is responsible for the administrative and business functions, budgeting, finance, strategic planning, research and development, and legislative analysis. The Employment Services Division is responsible for recruitment and examination activities, workforce reduction processes, administration of the classification and compensation program, and retention analysis, as well as for providing funding and support to the Civil Service Commission. The Labor Relations Division is responsible for labor contract negotiations, contract administration, employee grievance resolution, employment discrimination complaints, bargaining unit determination, and unfair labor practice charges.

OVERVIEW

The FY 2023-24 Recommended Budget of \$6,006,025 represents a 1% (\$84,143) increase over the FY 2022-23 Adopted Budget primarily due to a projected increase in data processing and facility costs. Revenues recommended at \$3,260,005 represent a 1% (\$34,143) increase over the FY 2022-23 Adopted Budget primarily due to an estimated increase in services provided to departments with third party revenue. Net County Cost (NCC) recommended at \$2,746,020 represents a 2% (\$50,000) increase over the FY 2022-23 Adopted Budget. Staffing is recommended at 34 positions; the same as the current level.

GOAL SETTING

Goal

FY 2023-24

- **Goal:** Synergize ongoing recruitment and class and compensation strategies, and innovate best in practice strategies in negotiating successor bargaining unit Memoranda of Understanding (MOUs) that allow the County to remain competitive and the "gold status" of the Central Valley.
- **Performance Metric:** This goal can be measured by a reduction in Countywide vacancy rate, increased employee retention percentages, compensation recommendations that achieve "gold status" in the defined local labor market, and successful negotiation and approval of MOUs which achieve favorable terms for both the County and bargaining units.

FY 2022-23

- **Goal:** Human Resources will strive to increase community engagement and impact at all levels to intensify interest in public service and local government employment; and provide ample and diverse opportunities for departments to hire future leaders of the County.
- **Performance Metric:** Attendance at local outreach events, larger online presence on professional and social media platforms, and attractive distribution materials. This can be measured with the creation of a recruitment pamphlet for distribution online and in the community; attendance at outreach events, such as high school, college, and community job fairs, where we partner with other departments or other local public agencies; and applicant tracking to determine which outreach source prompted their application for County employment.
- **Outcome(s)/Result(s):** Employment Services attended 11 job fairs over the past fiscal year, including the annual Govaganza public sector recruitment event, conducting post-event outreach to attendees, and providing a presence at community events. Recruitment timelines and flyers have also been customized to align with specific events and highlighted on the County's online platforms. As a result, the County's LinkedIn follower count grew by 54% over the past fiscal year.

SUMMARY OF CAO RECOMMENDATIONS

Salaries and Benefits

- Salaries and Benefits recommended at \$4,504,127 represent a 1% (\$30,634) decrease from the FY 2022-23 Adopted Budget primarily due to a reduction in retirement contribution.

Services and Supplies

- Services and Supplies recommended at \$1,501,898 represent an 8% (\$114,777) increase over the FY 2022-23 Adopted Budget primarily due to estimated increases in data processing and facility services charges.

SUMMARY OF REVENUES

- Revenues are recommended at \$3,260,005 and represent a 1% (\$34,143) increase over the FY 2022-23 Adopted Budget due to an increase in Charges for Services and Other Financing Sources.

Human Resources - 1010

REGULAR SALARIES
BUDGETED POSITIONS
RECOMMENDED

JCN	TITLE	BAND/ RANGE	POSITIONS		RECOMMENDED SALARIES
			CURRENT	RECOMMENDED	
0214	Assistant Director of HR	C	1	1	\$143,598
2235	HR Technician III - C	1,767	2	2	108,454
2236	HR Technician II - C	1,580	2	2	90,479
2237	HR Technician I - C	1,431	3	3	115,160
3134	Senior HR Technician - C	1,956	2	2	123,656
2250	Principal HR Analyst	E	3	3	292,578
2249	Human Resources Analyst III	2,549	1	1	68,989
2251	Sr Human Resources Analyst	F	5	5	443,300
2252	Human Resources Analyst II	2,207	3	3	191,217
2253	Human Resources Analyst I	1,991	7	7	409,912
2277	Human Resources Manager	D	2	2	261,092
2334	Human Resources Business Mgr	E	1	1	102,440
3213	Accountant II-Conf	2,169	1	1	58,835
8063	Director of Human Resources	B	1	1	178,594
Subtotal			34	34	\$2,588,304
	Auto Allowance				7,800
	Bilingual Pay				3,900
TOTAL REGULAR SALARIES					\$ 2,600,004

Purchasing BUDGET 0440

	Actual 2021-22	Adopted 2022-23	Recommended 2023-24	Increase/ (Decrease)	
<u>FISCAL SUMMARY</u>					
<u>Appropriations</u>					
Salaries and Benefits	\$ 1,250,957	\$ 1,311,392	\$ 1,169,235	\$ (142,157)	-11%
Services and Supplies	63,331	86,459	90,287	3,828	4%
Total Appropriations	<u>\$ 1,314,288</u>	<u>\$ 1,397,851</u>	<u>\$ 1,259,522</u>	<u>\$ (138,329)</u>	-10%
<u>Revenues</u>					
Charges For Services	\$ 722,761	\$ 417,876	\$ 316,673	\$ (101,203)	-24%
Miscellaneous Revenues	127,627	65,475	79,629	14,154	22%
Other Financing Sources	24,899	-	-	-	-
Intrafund Revenue	-	236,131	256,198	20,067	8%
Total Revenues	<u>\$ 875,287</u>	<u>\$ 719,482</u>	<u>\$ 652,500</u>	<u>\$ (66,982)</u>	-9%
<u>Net County Cost</u>	<u>\$ 439,000</u>	<u>\$ 678,369</u>	<u>\$ 607,022</u>	<u>\$ (71,347)</u>	-11%
	Budgeted	Current	Recommended	Increase/ (Decrease)	
	2021-22	2022-23	2023-24		
Position Summary	12	11	11	-	

ISD – PURCHASING - 0440

FUNCTION

The Purchasing Division (Purchasing) of the Internal Services Department is responsible for the acquisition of all supplies and equipment used by departments. As the County's contracting agency, Purchasing assists in securing outside services required by County operations. Purchasing also obtains quality goods and services through the competitive bid process. The County Surplus Property program and the Cal-Card (credit card) program are also administered by this division.

OVERVIEW

The FY 2023-24 Recommended Budget appropriations of \$1,259,522 represents a 10% (\$138,329) decrease from the FY 2022-23 Adopted Budget primarily due to the transfer of one Principal Staff Analyst during FY 2022-23 to Facility Services Division of the Internal Services Department (ISD-Facility Services). Revenues recommended at \$652,500 represent a 9% (\$66,982) decrease from the FY 2022-23 Adopted Budget primarily due to a reduction in revenue related to the lease service function which was transferred to ISD-Facility Services. Net County Cost recommended at \$607,022 represents an 11% (\$71,347) decrease from the FY 2022-23 Adopted Budget. Staffing is recommended at 11 positions. No Salary Savings have been used in calculating Regular Salaries.

SUMMARY OF CAO RECOMMENDATIONS

Salaries and Benefits

- Salaries and Benefits recommended at \$1,169,235 represent an 11% (\$142,157) decrease from the FY 2022-23 Adopted Budget primarily due to the transfer of one Principal Staff Analyst to ISD-Facility Services.

Services and Supplies

- Services and Supplies recommended at \$90,287 represent a 4% (\$3,828) increase over the FY 2022-23 Adopted Budget primarily due to an increase in costs for required store memberships.

SUMMARY OF REVENUES

- Revenues are recommended at \$652,500 and represent a 9% (\$66,982) decrease from the FY 2022-23 Adopted,
 - Charges for Services recommended at \$316,673 represent a 24% (\$101,203) decrease from the FY 2022-2023 Adopted Budget primarily due to the exclusion of lease services revenue in this budget. The lease service function was transferred to ISD-Facility Services.

Purchasing - 0440

REGULAR SALARIES
BUDGETED POSITIONS
RECOMMENDED

JCN	TITLE	BAND/ RANGE	POSITIONS		RECOMMENDED SALARIES
			CURRENT	RECOMMENDED	
2220	Purchasing Manager	D	1	1	\$107,302
2366	Purchasing Analyst I	1,991	3	3	164,694
2367	Purchasing Analyst II	2,207	1	1	65,736
2369	Senior Purchasing Analyst	F	1	1	88,660
3080	Office Assistant II	1,485	1	1	44,713
3631	Purchasing Technician I	1,580	2	2	89,730
3632	Purchasing Technician II	1,769	2	2	109,277
Subtotal			11	11	\$670,112
TOTAL REGULAR SALARIES					\$ 670,112

Librarian BUDGET 7515

	Actual 2021-22	Adopted 2022-23	Recommended 2023-24	Increase/ (Decrease)	
<u>FISCAL SUMMARY</u>					
<u>Appropriations</u>					
Salaries and Benefits	\$ 284,850	\$ 301,912	\$ 296,970	\$ (4,942)	-2%
Other Financing Uses	115,857	120,723	130,743	10,020	8%
Total Appropriations	\$ 400,707	\$ 422,635	\$ 427,713	\$ 5,078	1%
<u>Revenues</u>					
Miscellaneous Revenues	\$ 6	\$ -	\$ -	\$ -	-
Other Financing Sources	2,544	-	-	-	-
Total Revenues	\$ 2,550	\$ -	\$ -	\$ -	-
<u>Net County Cost</u>	\$ 398,157	\$ 422,635	\$ 427,713	\$ 5,078	1%
<u>Position Summary</u>					
	Budgeted 2021-22	Current 2022-23	Recommended 2023-24	Increase/ (Decrease)	
Position Summary	1	1	1	-	

LIBRARIAN – 7515

FUNCTION

The Librarian budget includes the salary and benefits cost of the County Librarian and the annual County General fund Maintenance-of-Effort contribution to the Library as required by the Measure B Ordinance. The County Librarian also serves as the Secretary to the County Historical Landmarks and Records Advisory Commission.

OVERVIEW

The FY 2023-24 Recommended Budget of \$427,713 represents a 1% (\$5,078) increase over the FY 2022-23 Adopted Budget. There are no revenues in this budget because these expenditures are only those that are mandated by the Measure B Ordinance to be covered by Net County Cost and cannot be covered by Measure B funds or other Library revenues. No Salary Savings were used in calculating the Recommended Budget, as the County Librarian is the only position in this budget. Staffing is recommended at the FY 2022-23 level of one position.

SUMMARY OF CAO RECOMMENDATIONS

Salaries and Benefits

- Salaries and Benefits recommended at \$296,970 represent a 2% (\$4,942) decrease from the FY 2022-23 Adopted Budget due to lower retirement rates. Staffing is recommended at one position, the same as the current level.

Other Financing Uses

- Operating Transfers Out recommended at \$130,743 represent an 8% (\$10,020) increase over the FY 2022-23 Adopted Budget for the annual County General fund Maintenance-of-Effort contribution to the Library as required by the Measure B Ordinance.

Librarian - 7515

REGULAR SALARIES
BUDGETED POSITIONS
RECOMMENDED

<u>JCN</u>	<u>TITLE</u>	<u>BAND/ RANGE</u>	<u>POSITIONS</u>		<u>RECOMMENDED SALARIES</u>
			<u>CURRENT</u>	<u>RECOMMENDED</u>	
8040	County Librarian	B	<u>1</u>	<u>1</u>	<u>\$162,162</u>
Subtotal			1	1	\$162,162
	Auto Allowance				<u>7,800</u>
TOTAL REGULAR SALARIES					\$ 169,962

Probation
BUDGET 3430

	Actual 2021-22	Adopted 2022-23	Recommended 2023-24	Increase/ (Decrease)	
<u>FISCAL SUMMARY</u>					
<u>Appropriations</u>					
Salaries and Benefits	\$ 35,070,325	\$ 40,418,732	\$ 41,284,472	\$ 865,740	2%
Services and Supplies	14,464,015	18,018,742	19,065,376	1,046,634	6%
Other Charges	471,381	450,000	-	(450,000)	-100%
Other Financing Uses	67,002	45,000	-	(45,000)	-100%
Total Appropriations	<u>\$ 50,072,723</u>	<u>\$ 58,932,474</u>	<u>\$ 60,349,848</u>	<u>\$ 1,417,374</u>	2%
<u>Revenues</u>					
Fines, Forfeitures, & Penalties	\$ 350	\$ -	\$ -	\$ -	-
Intergovernment Rev - State	12,546,043	16,026,328	15,498,145	(528,183)	-3%
Intergovernment Rev - Other	-	-	1,924,973	1,924,973	-
Charges For Services	640,527	701,891	600,908	(100,983)	-14%
Miscellaneous Revenues	13,964	-	-	-	-
Other Financing Sources	33,901,497	30,969,891	31,053,090	83,199	-
Intrafund Revenue	550,483	287,558	325,926	38,368	13%
Total Revenues	<u>\$ 47,652,864</u>	<u>\$ 47,985,668</u>	<u>\$ 49,403,042</u>	<u>\$ 1,417,374</u>	3%
<u>Net County Cost</u>	<u>\$ 2,419,859</u>	<u>\$ 10,946,806</u>	<u>\$ 10,946,806</u>	<u>\$ -</u>	<u>-</u>
	Budgeted	Current	Recommended	Increase/ (Decrease)	
	2021-22	2022-23	2023-24	(Decrease)	
Position Summary	<u>336</u>	<u>348</u>	<u>355</u>	<u>7</u>	

PROBATION – 3430

FUNCTION

Probation is a State mandated justice system department responsible for preparing pre-sentence evaluations and providing post-sentence supervision of adult and juvenile offenders. The Department also serves as the investigative and evaluative arm of the Fresno County Superior Court. Financing for the Department's Juvenile Justice Campus (JJC) is detailed in Org 3440 and its grant funded programs are detailed in Org 3432.

OVERVIEW

The FY 2023-24 Recommended Budget of \$60,349,848 represents a 2% (\$1,417,374) increase over the FY 2022-23 Adopted Budget primarily due to increases in negotiated Salaries and Benefits. Revenues recommended at \$49,403,042 represent a 3% (\$1,417,374) increase over the FY 2022-23 Adopted Budget primarily due to an increase in Proposition 172 funding and Intergovernmental Revenues. A 3% (\$689,746) Salary Savings has been used in calculating Regular Salaries with related benefit savings of \$518,516. Net County Cost recommended at \$10,946,806 represents no change from the FY 2022-23 Adopted Budget. Staffing is recommended at 355 positions, a net increase of 7 positions over the FY 2022-23 Adopted Budget.

GOAL SETTING

Goal

FY 2023-24

- **Goal:** In FY 2023-24, Probation's goal is to implement the Mobile Probation Service Centers program. This program aims to provide accessible and comprehensive services and reduce future justice system involvement to the unhoused and those at risk of being unhoused probationers and those in remote areas struggling to meet probation requirements. Services provided will use evidence-based techniques including assessments, case plan reviews, referrals for counseling, education and employment assistance, and basic life sustaining needs. The grant will cover the costs of acquiring, equipping, and operating two mobile vans for a period of two years. The expected outcomes of the program are to reduce recidivism rates, increase compliance with probation conditions and improve the quality of life of probationers.
- **Performance Metric:** Full implementation of the Mobile Probation Service Centers program with measurable outcomes.

FY 2022-23

- **Goal:** In FY 2022-23, the goal was to create a learning team environment for the advancement of the Effective Practices in Community Supervision (EPICS). With the identification of team leaders in EPICS, learning teams will offer group and one-on-one training, guidance, and mentorship to learning teams comprised of 10-12 staff. Specific coaching days with our contracted vendor will be identified to provide additional training and continuous quality improvement.
- **Outcome(s)/Result(s):** Due to the inability to execute a contract with the service provider, the Department was unable to identify and train the two lead trainers for the EPICS model in FY 2022-23. The Department will continue with implementation of the EPICS platform after a contracted service provider is selected.

SUMMARY OF CAO RECOMMENDATIONS

Salaries and Benefits

- Salaries and Benefits recommended at \$41,284,472 represent a 2% (\$865,740) increase over the FY 2022-23 Adopted Budget primarily due to increases in negotiated Salaries and Benefits. Staffing is recommended at 355 positions, a net increase of seven positions over the FY 2022-23 Adopted Budget. Positions recommended to be added include one Accountant, two Probation Social Workers, and four Deputy Probation Officers. Position recommended to be deleted is one Account Clerk.

Recommended funding includes:

- Account 6200 Extra Help at \$250,000 represents a 108% (\$130,000) increase over the FY 2022-23 Adopted Budget due to actual costs in FY 2022-23 related to increased background investigations for employment.
- Account 6300 Overtime recommended at \$900,000 represents a 16% (\$125,000) increase over the FY 2022-23 Adopted Budget due to anticipated afterhours services relating to the Pretrial Expansion program.

Services and Supplies

- Services and Supplies recommended at \$19,065,376 represent a 6% (\$1,046,634) increase over the FY 2022-23 Adopted Budget primarily due to an increase in contracted services and Data Processing Services charges.

Recommended funding includes:

- Account 7296 Data Processing Services recommended at \$4,117,702 represents a 12% (\$443,275) increase over the FY 2022-23 Adopted Budget primarily based on rates for FY 2023-24.

Other Charges

- Other Charges recommended at \$0, represent a 100% (\$450,000) decrease from the FY 2022-23 due to the closure of DJJ as of June 30, 2023.

SUMMARY OF REVENUES

- Revenues are recommended at \$49,403,042 represent a 3% (\$1,417,374) increase over the FY 2022-23 Adopted Budget.
 - Intergovernmental Revenues – Other recommended at \$1,924,973 to appropriately account for Pretrial Expansion Program revenues previously budgeted in Intergovernmental Revenues – State, as these revenues are received from Fresno County Superior Court.
 - Charges for Services recommended at \$600,908 represent a 14% (\$100,983) decrease from the FY 2022-23 Adopted Budget due to estimated collections for Personnel Services related to Deputy Probation Officers assigned to schools in various school districts.

Probation - 3430

REGULAR SALARIES
BUDGETED POSITIONS
RECOMMENDED

JCN	TITLE	BAND/ RANGE	POSITIONS		RECOMMENDED SALARIES
			CURRENT	RECOMMENDED	
1945	Social Worker I	1,796	1	3	\$154,830
2003	Assist Dep Chief Probation Off	E	19	19	1,853,488
2005	Deputy Probation Officer IV	2,650	67	69	5,739,838
2007	Deputy Probation Officer III	2,398	70	70	5,157,223
2010	Deputy Probation Officer II	2,126	16	16	963,939
2015	Deputy Probation Officer I	1,796	46	49	2,476,589
2025	Juvenile Correctional Offcr I	1,560	1	1	43,260
2042	Dep Chief Probation Admin Off	D	1	1	118,690
2045	Deputy Chief Probation Officer	D	4	4	479,232
2065	Probation Technician I	1,299	24	24	885,377
2066	Probation Technician II	1,460	15	15	685,729
2209	Executive Assistant	2,298	1	1	62,738
2212	Business Systems Analyst III	2,696	1	1	85,228
2260	Probation Business Manager	E	1	1	97,526
2291	Staff Analyst I	1,991	1	1	58,348
2292	Staff Analyst II	2,207	1	1	64,523
2293	Staff Analyst III	2,549	2	2	154,524
2294	Sr Staff Analyst	F	1	1	88,660
2297	Principal Staff Analyst	E	1	1	97,526
2391	Probation Info Tech Mnager	E	1	1	114,010
3010	Chief Office Assistant	1,962	2	2	124,020
3070	Supvsng Office Assistant	1,774	6	6	334,698
3080	Office Assistant II	1,485	23	23	1,040,641
3110	Office Assistant I	1,349	23	23	840,757
3141	Administrative Assistant I-C	1,632	1	1	49,140
3161	Administrative Assistant II-C	1,806	2	2	94,427
3205	Account Clerk I	1,395	2	1	37,686
3260	Account Clerk II	1,565	1	1	49,452
3210	Accountant I	1,896		1	51,766
3215	Accountant II	2,169	2	2	128,733
3255	Sr Accountant	2,536	1	1	73,158
3620	Program Technician I	1,534	2	2	93,560
3621	Program Technician II	1,716	2	2	110,060
3622	Program Technician I-Conf	1,580	1	1	44,741

Probation (ORG 3430)

3623 Program Technician II-Conf	1,767	2	2	104,825
3707 Infor Technology Analyst IV	2,852	3	3	249,743
8085 Chief Probation Officer	FLAT	1	1	182,854
Subtotal		348	355	\$22,991,539

Auto Allowance				7,800
Bilingual Pay				45,000
Retention Pay				137,091
Total Salary Savings				(689,746)
TOTAL REGULAR SALARIES				\$ 22,491,684

VACANT POSITIONS DELETED (Effective October 16, 2023)

<u>JCN</u>	<u>TITLE</u>	<u>BAND/ RANGE</u>	<u>POSITIONS</u>	<u>SALARIES</u>
3205	Account Clerk I	1,395	-1	\$ 37,175
	Cost of Restoring Vacant Positions		-1	\$ 37,175

RECOMMENDED POSITIONS TO ADD (Effective October 16, 2023)

<u>JCN</u>	<u>TITLE</u>	<u>BAND/ RANGE</u>	<u>POSITIONS</u>	<u>SALARIES</u>
1945	Social Worker I	1,796	2	\$ 98,072
2005	Deputy Probation Officer IV	2,650	2	144,720
2015	Deputy Probation Officer I	1,796	3	147,102
3210	Accountant I	1,896	1	51,766
	Cost of Positions Recommended to Add		8	\$ 441,660

Probation - Grants BUDGET 3432

	Actual 2021-22	Adopted 2022-23	Recommended 2023-24	Increase/ (Decrease)	
<u>FISCAL SUMMARY</u>					
<u>Appropriations</u>					
Salaries and Benefits	\$ 3,226,205	\$ 3,499,084	\$ 3,619,399	\$ 120,315	3%
Services and Supplies	1,206,326	2,561,770	2,454,919	(106,851)	-4%
Other Financing Uses	-	-	50,000	50,000	-
Capital Assets	-	-	242,358	242,358	-
Total Appropriations	<u>\$ 4,432,531</u>	<u>\$ 6,060,854</u>	<u>\$ 6,366,676</u>	<u>\$ 305,822</u>	5%
<u>Revenues</u>					
Intergovernment Rev - State	\$ 645,866	\$ 1,847,583	\$ 1,586,137	\$ (261,446)	-14%
Intergovernment Rev - Federal	2,710,696	3,268,908	3,655,549	386,641	12%
Charges For Services	197,145	94,427	305,094	210,667	223%
Miscellaneous Revenues	333	-	-	-	-
Other Financing Sources	202,514	224,916	189,782	(35,134)	-16%
Intrafund Revenue	330,025	295,156	295,156	-	-
Total Revenues	<u>\$ 4,086,579</u>	<u>\$ 5,730,990</u>	<u>\$ 6,031,718</u>	<u>\$ 300,728</u>	5%
<u>Net County Cost</u>	<u>\$ 345,951</u>	<u>\$ 329,864</u>	<u>\$ 334,958</u>	<u>\$ 5,094</u>	2%
	Budgeted	Current	Recommended	Increase/ (Decrease)	
	2021-22	2022-23	2023-24	(Decrease)	
Position Summary	33	34	34	-	

PROBATION – GRANTS - 3432

FUNCTION

The Probation-Grants budget contains recommended appropriation for programs funded by State and Federal grants.

OVERVIEW

The FY 2023-24 Recommended Budget appropriations of \$6,366,676 represent a 5% (\$305,822) increase over the FY 2022-23 Adopted Budget. Revenues recommended at \$6,031,718 represent a 5% (\$300,728) increase over the FY 2022-23 Adopted Budget. The increase in appropriations and revenues is primarily due to the newly awarded Mobile Probation Service Center grant. Net County Cost (NCC) of \$334,958 represents a 2% (\$5,094) increase over the FY 2022-23 Adopted Budget. Staffing is recommended at 34 positions, the same as the current staffing level.

SUMMARY OF CAO RECOMMENDATIONS

Grant Programs

James Rowland Crime Victim Assistance Center (\$1,800,386)

Grant Funds:.....\$1,637,065County Match: \$163,321

James Rowland Crime Victim Assistance Center provides services to victims of violent crimes including coordination of psychiatric, legal, medical, and crisis intervention services and assists victims in completing State indemnification applications. The recommended estimated revenue is a less than 1% (\$4,971) increase over the FY 2022-23 Adopted Budget. The Program is supported with grant funds of \$1,637,065 and \$163,321 in NCC. This Program funds one Probation Services Manager, three Senior Victim Witness Advocates, 10 Victim Witness Advocates, one Office Assistant, Extra-Help Student Workers, and one Program Technician position.

Elder Abuse Program (\$205,090)

Grant Funds:.....\$175,000County Match: \$30,090

The Elder Abuse Program provides services to victims of elder abuse including coordination of psychiatric, legal, medical, and crisis intervention services. The grant is a fixed amount (\$175,000) and any cost above the grant amount is NCC. The recommended funding represents a 24% (\$9,541) decrease in NCC from the FY 2022-23 Adopted Budget. This Program funds two Victim Witness Advocate positions.

Post-Conviction Drug Court (PCDC) (\$361,585)

Grant Funds:.....\$361,585.....County Match: None

PCDC is a multi-agency effort to provide sentencing alternatives for drug offenders to reduce recidivism. The recommended funding is a 2% (\$6,379) decrease from the FY 2022-23 Adopted Budget. This Program is funded with Drug Partnership grant funds available through the Department of Behavioral Health (\$295,156) and Community Corrections Performance Incentive (Senate Bill 678) funds (\$66,429). Senate Bill 678 provides funding from the State to counties based on the costs avoided by the Department of Corrections and Rehabilitation due to a reduction in the percentage of adult probationers sent to prison from counties for a probation failure. This Program funds two Deputy Probation Officers (DPO) and one Probation Technician position.

Victim Services Gap Program (\$487,404)

Grant Funds:.....\$420,000County Match: \$67,404

The Victim Services Gap Program provides services to crime victims to meet their needs, including those that reside in rural areas, to minimize the effects of trauma of crime, to facilitate emotional recovery, and when applicable, to assist the victim with State compensation. The goal of the Program is to extend services to rural crime victims, provide immediate and extended housing, and accessible victim transportation. The FY 2023-24 recommended funding is a 9% (\$50,222) decrease from the FY 2022-23 Adopted Budget. The Program is supported with grant funds of \$420,000 and \$67,704 in NCC. This Program funds one DPO and three Victim Witness Advocate positions.

Office of Traffic Safety Intensive Probation Supervision for High-Risk Felony and Repeat DUI Program (OTS) (\$347,467)

Grant Funds:.....\$347,467County Match: None

The OTS Program provides for intensive supervision of repeat DUI offenders. The FY 2023-24 recommended funding of \$347,467 is a 7% (\$23,790) increase over the FY 2022-23 Adopted Budget. The OTS Program improves collaboration and information sharing between law enforcement agencies and the Probation Department and enhances the ability to arrest probationers identified with outstanding warrants, violations of probation, and who are a danger to the community. This Program funds two DPO positions.

Probation Specialized Supervision Program (\$256,686)

Grant Funds:.....\$223,353County Match: \$33,333

The Probation Specialized Supervision Program provides for intensive supervision of high-risk offenders convicted of a violent crime related to domestic violence, sexual assault, dating violence, and/or stalking. The FY 2023-24 recommended funding of \$256,686 is a 2% (\$4,577) increase over the FY 2022-23 Adopted Budget. The grant funds one DPO and one Victim Witness Advocate position. The DPO provides intensive supervision and the Victim Witness Advocate engages victims to minimize further trauma to them and their families by providing protection and referrals to supportive services and counseling. The Program is supported with grant funds of \$100,000, Senate Bill 678 funds of \$123,353, and \$33,333 of NCC for the match requirement from CalOES.

Adult Re-Entry Program (\$984,225)

Grant Funds:.....\$984,225County Match: None

The Adult Re-entry Planning Program will provide contracted re-entry case management and supportive services to facilitate successful re-entry into the community. The targeted population consists of both male and female, aged 18-30, committed to Fresno County Jail and/or on current supervision for a minimum of 60 days, affiliated or previously affiliated with gangs, and with a medium to high risk to reoffend. The goal of the Program is to reduce gang activity after release from custody and increase public safety. Services will start a minimum 60 days pre-release and continue up to six months post-release. The FY 2023-24 recommended funding is a 6% (\$61,608) decrease from the FY 2022-23 Adopted Budget. The grant funds one DPO to supervise the participants in the Program and collaborate with and monitor the contractor in addressing the participants' needs and ensuring their progress.

Human Trafficking Program (\$190,300)

Grant Funds:.....\$150,000County Match: \$40,300

The Human Trafficking Program provides funding for support and assistance to human trafficking victims. The FY 2023-24 recommended funding is a 27% (\$40,300) increase over the FY 2022-23 Adopted Budget. This Program funds one Senior Victim Witness Advocate position.

The position conducts outreach to increase awareness of the human trafficking epidemic and services available to victims. In addition, this position serves as the human trafficking subject-matter expert of the James Rowland Crime Victim Assistance Center, which the Probation Department has operated since 1975. The Program also links victims to short-term needs (clothing, food, emergency shelter, medical care) and long-term needs (mental health services, permanent housing, and childcare).

Driving Under the Influence Court (\$212,422)

Grant Funds:.....\$212,422.....County Match: None

The Superior Court of California, County of Fresno (Court) was awarded an Office of Traffic Safety grant. The FY 2023-24 recommended funding is a 76% (\$91,440) increase over the FY 2022-23 Adopted Budget and it includes grant funding in the amount of \$212,422 to fund the DUI Treatment Court. This grant funds two DPO positions to facilitate the program.

SAKI Grant (\$92,672)

Grant Funds:.....\$92,672.....County Match: None

The City of Fresno Police Department was awarded the SAKI Grant during FY 2020-21. The FY 2023-24 recommended funding is a 2% (\$1,755) decrease from the FY 2022-23 Adopted Budget. Grant funding in the amount of \$92,672 will be used to fund enhancements to the City's Sexual Assault Cold Case Unit in partnership with the James Rowland Crime Victim Assistance Center. This will significantly increase the available assistance for victims of sexual assault identified in cold cases. This grant funds one Victim-Witness Advocate position.

Youth Programs and Facilities Grant (\$1,152,571)

Grant Funds:.....\$1,152,571.....County Match: None

The Youth Programs and Facilities Grant (YPPFG) will implement the State Department of Juvenile Justice (DJJ) realignment process in Fresno County. On September 30, 2020, Senate Bill 823 was signed into law and began the closure of the DJJ realigning these State functions to counties. The FY 2023-24 Recommended Budget includes \$152,571 in one-time non-competitive grant funding to provide resources for infrastructure and improvements to allow counties to provide a local continuum of care and \$1,000,000 to create a regional hub, which represents no change from the FY 2022-23 Adopted Budget. The regional hub Program is for realigned youth who have been adjudicated and have a qualifying sexual offense. The hub will provide a secure residential placement option for the following eight counties located in the Central Valley Region of California: Fresno, Kern, Kings, Madera, Mariposa, Merced, Mono and Tulare. It will expand the local continuum of care by offering a more restrictive therapeutic environment than available community-based alternatives. In addition, the Program will be designed for realigned youth as a trauma-informed and evidence-based program to address both traditional criminogenic needs as well as problems more specifically related to sexual offending.

Mobile Probation Service Centers Grant (\$275,358)

Grant Funds:.....\$275,358.....County Match: None

The Mobile Probation Service Centers Grant Program (MPSC) was established in the State Budget Act of 2022 (Assembly Bill 178, Chapter 43, Statutes of 2022). The program provides funding for the purchase of vehicles, equipment, telecommunications, and other technology needed to operate mobile probation service centers to assist probationers, particularly individuals who are unhoused and struggling with meeting probation requirements. This program will fund the purchase of two camper style vans, computer equipment, and necessary office supplies to implement the program.

Salaries and Benefits

- Salaries and Benefits recommended at \$3,619,399 represent a 3% (\$120,315) increase over the FY 2022-23 Adopted Budget primarily due to full year funding for one DPO position to the Driving Under the Influence Court program added during FY 2022-23.

Services and Supplies

- Services and Supplies recommended at \$2,454,919 represent a 4% (\$106,851) decrease from the FY 2022-23 Adopted Budget primarily due to the decrease of contracted services and funding from the Adult Re-Entry program.

Other Financing Sources

- Other Financing Sources recommended at \$50,000 will be used to purchase a vehicle for the Adult Re-Entry Program.

(1) Vehicle.....\$50,000.....Purchase

Capital Assets

- Capital Assets recommended at \$242,358 will be used to modify and uplift the Probation Mobile Service Center vans.

Recommended funding includes:

(1) Van modification/uplifting.....\$242,358...Program Number 91866

SUMMARY OF REVENUES

- Revenues are recommended at \$6,031,718 and represent a 5% (\$300,728) increase over the FY 2022-23 Adopted Budget primarily due to the available funding for the newly awarded Mobile Probation Service Centers Grant.

Intergovernment Revenues – State recommended at \$1,586,137 represent a 14% (\$261,446) decrease from the FY 2022-23 Adopted Budget primarily due to budgeting Victim Services Gap Program funds in Intergovernment Revenues-Federal previously budgeted in this object level.

Intergovernment Revenues – Federal recommended at \$3,655,549 represent a 12% (\$386,641) increase over the FY 2022-23 Adopted Budget primarily due to the budgeting of Victim Services Gap Program funds previously budgeted in Intergovernmental Revenues-State.

Charges for Services recommended at \$305,094 represent a 223% (\$210,667) increase over the FY 2022-23 Adopted Budget primarily due to the increase in funding for the Driving Under the Influence Court program.

Probation - Grants - 3432

REGULAR SALARIES
BUDGETED POSITIONS
RECOMMENDED

JCN	TITLE	BAND/ RANGE	POSITIONS		RECOMMENDED SALARIES
			CURRENT	RECOMMENDED	
2003	Assist Dep Chief Probation Off	E	1	1	\$97,552
2005	Deputy Probation Officer IV	2,650	5	5	421,488
2007	Deputy Probation Officer III	2,398	4	4	272,232
2033	Victim Witness Advocate	1,669	17	17	815,349
2034	Sr Victim-Witness Advocate	1,836	4	4	231,333
2066	Probation Technician II	1,460	1	1	47,478
3110	Office Assistant I	1,349	1	1	36,930
3621	Program Technician II	1,716	1	1	55,765
Subtotal			34	34	\$1,978,127
	Bilingual Pay				5,200
	Retention Pay				10,867
TOTAL REGULAR SALARIES					\$ 1,994,194

Probation - Juvenile Justice Campus BUDGET 3440

	Actual 2021-22	Adopted 2022-23	Recommended 2023-24	Increase/ (Decrease)	
<u>FISCAL SUMMARY</u>					
<u>Appropriations</u>					
Salaries and Benefits	\$ 26,758,139	\$ 32,840,180	\$ 31,386,127	\$ (1,454,053)	-4%
Services and Supplies	11,748,505	13,954,918	16,909,475	2,954,557	21%
Other Financing Uses	15,329	-	-	-	-
Total Appropriations	<u>\$ 38,521,973</u>	<u>\$ 46,795,098</u>	<u>\$ 48,295,602</u>	<u>\$ 1,500,504</u>	3%
<u>Revenues</u>					
Intergovernment Rev - State	\$ 9,614,317	\$ 7,838,380	\$ 8,258,847	\$ 420,467	5%
Intergovernment Rev - Federal	203,314	225,000	225,000	-	-
Charges For Services	305	-	-	-	-
Miscellaneous Revenues	42,538	-	-	-	-
Other Financing Sources	31,432,519	19,614,628	20,694,665	1,080,037	6%
Total Revenues	<u>\$ 41,292,995</u>	<u>\$ 27,678,008</u>	<u>\$ 29,178,512</u>	<u>\$ 1,500,504</u>	5%
<u>Net County Cost</u>	\$ (2,771,022)	\$ 19,117,090	\$ 19,117,090	\$ -	-
	Budgeted	Current	Recommended	Increase/ (Decrease)	
	2021-22	2022-23	2023-24		
Position Summary	273	273	269	(4)	

PROBATION – JUVENILE JUSTICE CAMPUS - 3440

FUNCTION

The Juvenile Justice Campus (JJC) Division of the Probation Department provides facilities for the detention, control, and commitment of juveniles pursuant to California State Juvenile Court law and Department of Juvenile Justice standards as inspected by the Board of State and Community Corrections. Programs provided at the state-of-the-art JJC include substance abuse for males and females, female gender specific treatment, and pre-adolescent treatment. In addition, the “Thinking for a Change” program has been integrated throughout the JJC. “Thinking for a Change” is a 22-module cognitive interactive decision-making process involving correctional staff and youth. Various other programs, such as mentoring and arts, continue to be enhanced to provide juveniles a wide range of opportunities to improve their overall social and living skills.

OVERVIEW

The FY 2023-24 Recommended Budget of \$48,295,602 represents a 3% (\$1,500,504) increase over the FY 2022-23 Adopted Budget primarily due to increases in contracted services and facility operation and maintenance costs. Revenues estimated at \$29,178,512 represent a 5% (\$1,500,504) increase over the FY 2022-23 Adopted Budget primarily due to an increase in the allocation of Proposition 172 and use of available fund balance in Division of Juvenile Justice (DJJ) Realignment. A 10% (\$1,581,744) Salary Savings was used in calculating Regular Salaries, with related benefits savings of \$1,252,463. Net County Cost of \$19,117,090 represents no change from the FY 22-23 Adopted Budget. Staffing is recommended at 269 positions, a reduction of four positions from the FY 2022-23 Adopted Budget.

SUMMARY OF CAO RECOMMENDATIONS

Salaries and Benefits

- Salaries and Benefits recommended at \$31,386,127 represent a 4% (\$1,454,053) decrease from the FY 2022-23 Adopted Budget primarily due to the increase of Salary Savings and related benefits savings while a staffing needs assessment is completed during FY 2023-24. The Recommended Budget includes the deletion of five vacant Juvenile Correctional Officer positions and the addition of one Assistant Deputy Chief Probation Officer position. Staffing is recommended at 269 positions, a net reduction of four positions from the FY 2022-23 Adopted Budget.

Recommended funding includes:

- Account 6400 Retirement Contribution recommended at \$7,484,259 represents a 14% (\$1,212,702) decrease from the FY 2022-23 Adopted Budget based on the increase of budgeted salary savings.
- Account 6550 Workers Comp Contribution recommended at \$1,733,784 represents an 11% (\$174,779) increase over the FY 2022-23 Adopted Budget based on contribution rates and claim history.

Services and Supplies

- Services and Supplies recommended at \$16,909,475 represent a 21% (\$2,954,557) increase over the FY 2022-23 Adopted Budget primarily due to an increase in contracted services, facility operation and maintenance, and utilities costs.

Recommended funding includes:

- Account 7295 Professional & Specialized Services recommended at \$5,182,392 represents a 30% (\$1,196,417) increase over the FY 2022-23 Adopted Budget primarily due to the addition of contracted services for the DJJ Realignment programs.
- Account 7296 Data Processing Services recommended at \$324,776 represents a 56% (\$116,674) increase over the FY 2022-23 Adopted Budget primarily based on rates and IT contractor costs.
- Account 7345 Facility Operations & Maintenance recommended at \$6,687,916 represents a 19% (\$1,048,434) increase over the FY 2022-23 Adopted Budget primarily based on anticipated costs for control panel replacements and planned construction of a step-down facility for youth.
- Account 7430 Utilities recommended at \$2,518,825 represents a 27% (\$532,279) increase over the FY 2022-23 Adopted Budget primarily based on rates.

SUMMARY OF REVENUES

- Revenues are recommended at \$29,178,512 and represent a 5% (\$1,500,504) increase over the FY 2022-23 Adopted Budget primarily due an increase in the allocation of Proposition 172 and utilization of available fund balance in DJJ Realignment.

Probation - Juvenile Justice Campus - 3440

REGULAR SALARIES
BUDGETED POSITIONS
RECOMMENDED

<u>JCN</u>	<u>TITLE</u>	<u>BAND/ RANGE</u>	<u>POSITIONS</u>		<u>RECOMMENDED SALARIES</u>
			<u>CURRENT</u>	<u>RECOMMENDED</u>	
1931	Social Work Practitioner	2,457	1	1	\$67,250
2003	Assist Dep Chief Probation Off	E	4	5	487,760
2005	Deputy Probation Officer IV	2,650	1	1	84,296
2007	Deputy Probation Officer III	2,398	1	1	76,240
2021	Supvsng Juv Correctional Offcr	2,611	15	15	1,218,693
2022	Sr Juvenile Correctional Offcr	2,200	47	47	3,216,312
2023	Juvenile Correctional Offcr II	1,911	101	101	6,237,520
2025	Juvenile Correctional Offcr I	1,560	85	80	3,519,998
2045	Deputy Chief Probation Officer	D	2	2	237,380
2292	Staff Analyst II	2,207	1	1	60,257
3070	Supvsng Office Assistant	1,774	1	1	56,082
3080	Office Assistant II	1,485	2	2	87,640
3110	Office Assistant I	1,349	3	3	108,643
3141	Administrative Assistant I-C	1,632	2	2	90,551
5029	Dietary Aide	1,265	7	7	268,814
Subtotal			273	269	\$15,817,436
	Bilingual Pay				41,600
	Holiday Payout				100,237
	Retention Pay				188,794
	Shift Differential				148,526
	Total Salary Savings				(1,581,744)
TOTAL REGULAR SALARIES					\$ 14,714,849

VACANT POSITIONS DELETED (Effective October 16, 2023)

<u>JCN</u>	<u>TITLE</u>	<u>BAND/ RANGE</u>	<u>POSITIONS</u>	<u>SALARIES</u>
2025	Juvenile Correctional Offcr I	1,560	-5	\$ 219,735
	Cost of Restoring Vacant Positions		-5	\$ 219,735

RECOMMENDED POSITIONS TO ADD (Effective October 16, 2023)

<u>JCN</u>	<u>TITLE</u>	<u>BAND/ RANGE</u>	<u>POSITIONS</u>	<u>SALARIES</u>
2003	Assist Dep Chief Probation Off	E	1	\$ 97,552
	Cost of Positions Recommended to Add		1	\$ 97,552

**Public Defender
BUDGET 2880**

	<u>Actual 2021-22</u>	<u>Adopted 2022-23</u>	<u>Recommended 2023-24</u>	<u>Increase/ (Decrease)</u>	
<u>FISCAL SUMMARY</u>					
<u>Appropriations</u>					
Salaries and Benefits	\$ 22,425,558	\$ 25,935,935	\$ 26,363,074	\$ 427,139	2%
Services and Supplies	3,300,265	3,080,591	3,803,321	722,730	23%
Other Financing Uses	-	-	45,000	45,000	-
Capital Assets	-	-	15,500	15,500	-
Total Appropriations	\$ 25,725,824	\$ 29,016,526	\$ 30,226,895	\$ 1,210,369	4%
<u>Revenues</u>					
Intergovernment Rev - State	\$ 328,912	\$ 400,000	\$ 400,000	\$ -	-
Intergovernment Rev - Other	4,588	-	-	-	-
Charges For Services	365,096	45,000	393,368	348,368	774%
Miscellaneous Revenues	2,273	-	-	-	-
Other Financing Sources	2,763,632	3,255,224	3,414,904	159,680	5%
Intrafund Revenue	331,360	1,515,526	1,528,339	12,813	1%
Total Revenues	\$ 3,795,862	\$ 5,215,750	\$ 5,736,611	\$ 520,861	10%
<u>Net County Cost</u>	\$ 21,929,962	\$ 23,800,776	\$ 24,490,284	\$ 689,508	3%
	<u>Budgeted 2021-22</u>	<u>Current 2022-23</u>	<u>Recommended 2023-24</u>	<u>Increase/ (Decrease)</u>	
Position Summary	170	171	171	-	

PUBLIC DEFENDER – 2880

FUNCTION

Pursuant to the Sixth Amendment to the Constitution of the United States, all indigent persons charged with a criminal offense where their liberty is placed in jeopardy are entitled to legal counsel. The Public Defender is the primary source for court appointed counsel, and as such is a critical and integral part of the criminal justice system. The Public Defender counsels appointed clients of their legal rights, investigates their cases, secures witnesses, and defends the client's interest before the court. The Public Defender services are mandated by the California Government and Civil Codes as well as those defined by judicial decree.

OVERVIEW

The FY 2023-24 Recommended Budget of \$30,226,895 represents a 4% (\$1,210,369) increase over the FY 2022-23 Adopted Budget primarily due to an increase in rates provided by Internal Services and one-time funds to digitize archived client files. Revenues recommended at \$5,736,611 represent a 10% (\$520,861) increase over the FY 2022-23 Adopted Budget primarily due to backfill revenues from the State for criminal fines and fees repealed under AB 1869. Net County Cost recommended at \$24,490,284 represents a 3% (\$689,508) increase over the FY 2022-23 Adopted Budget. Staffing is recommended at the current staffing level of 171 positions. Salary Savings of 5% (\$814,206) was used when calculating Regular Salaries with related benefit cost savings of \$559,700.

GOAL SETTING

Goal

FY 2023-24

- **Goal:** Continue to prioritize hiring and retention efforts to reach full staffing potential. Increase Defense Social Worker team as requests for assessment and referrals of clients for treatment programs has doubled from 589 in FY 2021-22 to 1,051 in FY 2022-23. Our Defense Social Workers provide an essential service in addressing our clients' root causes of behavior, developing treatment options, informing the criminal justice system on issues of mental health, substance abuse, medical conditions, and ultimately reduce recidivism in the community, saving millions of dollars for County and State governments.
- **Performance Metric:** Increase number of full-time staff hired at end of fiscal year versus beginning.

FY 2022-23

- **Goal:** Increase hiring and retention efforts to reach full staffing potential according to the given FY 2022-23 budget of 171 positions.
- **Outcome/Result:** Department hired 31 new employees in FY 2022-23. Retention continues to pose a challenge which is why hiring and retention remain a priority goal for FY 2023-24.

SUMMARY OF CAO RECOMMENDATIONS

Salaries and Benefits

- Salaries and Benefits recommended at \$26,363,074 represent a 2% (\$427,139) increase over the FY 2022-23 Adopted Budget. The FY 2023-24 Recommended Budget includes the addition of one Paralegal and the deletion of one Defense Attorney. Staffing is recommended at the current level of 171 positions.
 - Account 6200 Extra Help recommended at \$319,330 represents a 47% (\$102,106) increase over the FY 2022-23 Adopted Budget due to an increase in the salary and usage of extra help Post-bar Clerks.

Services and Supplies

- Services and Supplies recommended at \$3,803,321 represent a 23% (\$722,730) increase over the FY 2022-23 Adopted Budget primarily due to increases in Internal Services rates and one-time costs to digitize archived client files.

Recommended funding includes:

- Account 7295 Professional and Specialized Services recommended at \$826,000 represents a 39% (\$230,000) increase over the FY 2022-23 Adopted Budget due to one-time costs to digitize archived client files and an increase in expert witness expenses.
- Account 7296 Data Processing Services recommended at \$947,558 represents a 25% (\$186,473) increase over the FY 2022-23 Adopted Budget due to increased rates provided by Internal Services and estimated usage for FY 2023-24.
- Account 7345 Facility Operation & Maintenance recommended at \$530,193 represents a 74% (\$225,102) increase over the FY 2022-23 Adopted Budget based on increased usage and new departmental charges for parking of employee and fleet vehicles.

SUMMARY OF REVENUES

- Revenues are recommended at \$5,736,611 and represent a 10% (\$520,861) increase over the FY 2022-23 Adopted Budget.
 - Charges for Services recommended at \$393,368 represents a 774% (\$348,368) increase over FY 2022-23 primarily due to backfill revenues from the State for criminal fines and fees repealed under AB 1869.

PENDING FACTORS

Community Assistance, Recovery, and Empowerment (CARE) Court is a proposed framework to deliver mental health and substance use disorder services to those suffering in homelessness or incarceration. The State will require a Public Defender to represent each client but has not designated how funding will be provided. The County of Fresno is currently slated to begin CARE court in December 2024.

Public Defender - 2880

REGULAR SALARIES
BUDGETED POSITIONS
RECOMMENDED

JCN	TITLE	BAND/ RANGE	POSITIONS		RECOMMENDED SALARIES
			CURRENT	RECOMMENDED	
0267	Assist Public Defender	L	1	1	\$198,458
1202	Paralegal	2,036	9	10	558,061
1217	Senior Paralegal	2,240	1	1	70,824
1208	Chief Defense Attorney	L	5	5	902,070
1240	Defense Attorney I	2,755	28	27	1,993,650
1241	Defense Attorney II	3,216	10	10	888,018
1242	Defense Attorney III	3,858	11	11	1,171,998
1243	Defense Attorney IV	4,516	27	27	3,486,474
1245	Sr Defense Attorney	4,861	20	20	3,038,888
1261	Legal Assistant	1,485	14	14	592,974
1262	Senior Legal Assistant	1,638	5	5	236,751
1263	Supervising Legal Assistant	1,804	3	3	161,138
1264	Chief Legal Assistant	1,993	1	1	62,998
1764	Defense Investigator I	2,094	4	4	239,372
1765	Defense Investigator II	2,535	14	14	1,046,523
1766	Sr Defense Investigator	3,131	4	4	366,961
1798	Chief Defense Investigator	D	1	1	109,954
1931	Social Work Practitioner	2,457	1	1	70,877
1980	Defense Social Worker I	1,796	1	1	56,758
1982	Defense Social Worker III	2,226	4	4	272,341
1983	Defense Social Work Supervisor	2,710	1	1	85,644
2209	Executive Assistant	2,298	1	1	72,644
2213	Business Systems Analyst I	1,882	1	1	57,222
2240	Sr Business Systems Analyst	3,019	1	1	95,302
2375	Public Defender Business Mgr	E	1	1	97,526
3210	Accountant I	1,896	1	1	53,198
8088	Public Defender	B	1	1	206,180
Subtotal			171	171	\$16,192,804
Auto Allowance					7,800
Bilingual Pay					32,500
Specialization Pay					51,010
Total Salary Savings					(814,206)
TOTAL REGULAR SALARIES					\$ 15,469,908

VACANT POSITIONS DELETED (Effective October 16, 2023)

<u>JCN</u>	<u>TITLE</u>	<u>BAND/ RANGE</u>	<u>POSITIONS</u>	<u>SALARIES</u>
1240	Defense Attorney I	2,755	-1	\$ 73,416
	Cost of Restoring Vacant Positions		-1	\$ 73,416

RECOMMENDED POSITIONS TO ADD (Effective October 16, 2023)

<u>JCN</u>	<u>TITLE</u>	<u>BAND/ RANGE</u>	<u>POSITIONS</u>	<u>SALARIES</u>
1202	Paralegal	2,036	1	\$ 37,013
	Cost of Positions Recommended to Add		1	\$ 37,013

Department Of Public Health BUDGET 5620

	Actual 2021-22	Adopted 2022-23	Recommended 2023-24	Increase/ (Decrease)	
<u>FISCAL SUMMARY</u>					
<u>Appropriations</u>					
Salaries and Benefits	\$ 46,489,041	\$ 59,657,081	\$ 56,526,502	\$ (3,130,579)	-5%
Services and Supplies	48,622,347	63,195,132	62,002,237	(1,192,895)	-2%
Other Financing Uses	355,980	180,000	260,000	80,000	44%
Capital Assets	153,858	2,073,000	5,280,877	3,207,877	155%
Total Appropriations	<u>\$ 95,621,226</u>	<u>\$ 125,105,213</u>	<u>\$ 124,069,616</u>	<u>\$ (1,035,597)</u>	-1%
<u>Revenues</u>					
Taxes	\$ 500	\$ -	\$ -	\$ -	-
Licenses, Permits, & Franchises	184,296	192,316	167,313	(25,003)	-13%
Fines, Forfeitures, & Penalties	1,050	1,400	1,400	-	-
Revenue From Use of Money & Property	127,322	302,484	297,178	(5,306)	-2%
Intergovernment Rev - State	10,871,773	12,772,313	23,196,192	10,423,879	82%
Intergovernment Rev - Federal	31,055,374	60,870,870	42,542,914	(18,327,956)	-30%
Charges For Services	10,575,438	13,113,710	12,893,547	(220,163)	-2%
Miscellaneous Revenues	1,545,811	74,500	74,500	-	-
Other Financing Sources	37,800,807	33,436,193	40,224,584	6,788,391	20%
Intrafund Revenue	1,772,296	2,076,373	2,174,733	98,360	5%
Total Revenues	<u>\$ 93,934,667</u>	<u>\$ 122,840,159</u>	<u>\$ 121,572,361</u>	<u>\$ (1,267,798)</u>	-1%
Net County Cost	\$ 1,686,559	\$ 2,265,054	\$ 2,497,255	\$ 232,201	10%
	Budgeted	Current	Recommended	Increase/ (Decrease)	
	2021-22	2022-23	2023-24		
Position Summary	444	449	449	-	

PUBLIC HEALTH – 5620

FUNCTION

The mission of the Department of Public Health is to promote, preserve, and protect the health of the community. The Department serves four essential public health functions: health care, community health, environmental health, and emergency preparedness and response. These functions are administered through services provided in seven core divisions: Children's Medical Services, Emergency Services, Community Health, Environmental Health, Public Health Nursing, Health Policy and Wellness, and Epidemiology Surveillance Data Management. The Department also supports and manages the County's Office of Emergency Services, the Operational Area Lead Agency; the contract with Fresno Humane Animal Services to provide animal pound, quarantine services, and leash law enforcement; and provides necessary medical support and health realignment funding to the Sheriff's Department in its administration of the jail's correctional health contract (WellPath). The Department currently collaborates, and shares oversight of the services provided by the Juvenile Justice Campus correctional health contract (WellPath), which is administered by the Probation Department.

OVERVIEW

The FY 2023-24 Recommended Budget of \$124,069,616 represents a 1% (\$1,035,597) decrease from the FY 2022-23 Adopted Budget, which represents a reduction in overall funded COVID-19 response activities. Revenues recommended at \$121,572,361 represent a 1% (\$1,267,798) decrease from the FY 2022-23 Adopted Budget primarily due to offsetting revenues for reducing COVID-19 response activities. Net County Cost recommended at \$2,497,255 represents a 10% (232,201) increase over the FY 2022-23 Adopted Budget, which is used to fully offset the costs for Animal Control Services. Salary Savings of 1% (\$316,995) was used in calculating Regular Salaries with an associated benefit savings of \$231,457. Staffing is recommended at the current level of a net 449 positions.

GOAL SETTING

Goal

FY 2023-24

- **Goal:** Analyze and interpret current public health data that will inform planning, decision-making, program development, evaluation, and quality improvement by updating and publishing a community health assessment and a five-year community health improvement plan. This goal will support identifying and understanding current and emerging health challenges and factors that contribute to health disparities while providing a better understanding of the specific needs for interventions and allocation of resources.
- **Performance Metric:** By June 30, 2024, the Department of Public Health will share and make accessible the key findings of the data analysis and community health improvement plan with stakeholders, community partners, and members of the public. Dissemination methods and tools will be tracked and monitored in accordance with the Public Health Accreditation Board (PHAB) tracking measures, Domain 1: Assess and monitor population health status, factor and influence health, and community needs and assets.
- **Goal:** Conduct a cost study for environmental health services to amend the Master Schedule of Fees, Charges and Recovered Costs (MSF) in alignment with the Department's 5-year plan to reach 100% cost recovery. The Department is conjointly

reviewing the Fresno County Code of Ordinances (Ordinance) to ensure it accurately reflects applicable local, State, and Federal regulations as well as County policy.

- **Performance Metric:** By November 7, 2023, the Department will have an Agenda Item before the Board of Supervisors for the first hearing to amend the MSF and Ordinance. The Department will work closely with the Auditor-Controller/Treasurer-Tax Collector on an approved methodology and calculation of the proposed rates. Additionally, stakeholder and community feedback will be sought through in-person and virtual meetings prior to the November Board date.

FY 2022-23

- **Goal:** Develop a long-term plan for staffing recruitment, retention, and workforce development to best address supporting the community immediate and long-term health needs with an emphasis on preventative health. The Local Health Jurisdictions (LHJs) have received State funding commitment through the Governor's budget for local health workforce development. Funding is currently not included in the budget, but adjustments will be brought forward post planning.
- **Outcome(s)/Result(s):** The Department has completed review of the workforce demographics and analyzed the results of completed exit surveys to evaluate areas for retention. Commonly cited reasons for separation include salary and out-of-pocket parking arrangements. The Department was able to complete several salary surveys which resulted in salary increases for some of its medical positions and provided free parking to all Department employees. A departmentwide survey was completed to measure staff baseline core competencies for public health practice and the Department formed an internal standing workforce development committee to provide a framework for future training needs.
- **Goal:** Update the Department's Strategic Plan from 2008. The Department has implemented a significant portion of the 2008 Strategic Plan and after a significant pandemic response in these past years it would be prudent for the Department to update its existing Strategic Plan.
- **Outcome(s)/Result(s):** The Department is pushing forward with finalizing a Request for Proposal (RFP) to hire a private contractor to provide consultation and support in the development of the Department's 10-year strategic plan. The Department solicited comments from Division Managers on what the RFP should entail, including incorporating health equity and social determinants of health. It is anticipated that the private contractor will meet with community members, staff, and other partners to facilitate discussions and gather input on what the Department's future strategic planning should include. The Department also reviewed the Department of Behavioral Health's Strategic Plan published in 2021, and Public Health Strategic Plans recently published by other counties including Mendocino County and San Diego County, to gain additional insight and strategies for developing the Department's RFP and Strategic Plan.

SUMMARY OF CAO RECOMMENDATIONS

Significant Program Changes

The Department has completed all major demobilization of the significant COVID-19 response and has maintained service contracts in place for FY 23-24 for potential new COVID-19 vaccine administration. In addition, the Department will maintain the community health worker network that can be utilized for other public health needs, while being trained to respond to a COVID-19 surge, if needed, and continuing surveillance capabilities to detect communicable diseases in the community.

The Department was allocated approximately \$100 million in Federal and State funding, over a four-year period, to respond to COVID-19. This included supporting an extensive response in community-wide testing, laboratory testing infrastructure, contact investigation, epidemiology, data and analysis, education and outreach, and medical services (vaccination and testing) which was extended to disadvantaged rural and metropolitan communities. Absent this level of funding, the Department cannot maintain this level of infrastructure and assets readily available for a world pandemic.

The Department did have an opportunity to maintain some critical infrastructure that will benefit Fresno County residents if there is significant communicable disease outbreak and/or a local epidemic. The State provided a three-year allocation titled, Future of Public Health (FoPH) to local public health departments to build up its public health workforce. Local health departments had flexibility to choose where to invest into its local public health infrastructure. The Department has invested in core workforce improvements that are parallel to what was utilized during the COVID-19 response within an \$18 million three-year allocation plan.

The Department allocated its FoPH investments in public health staff in epidemiology, communicable disease investigation, data analysis, chronic disease prevention, expanding laboratory testing capabilities, increasing general nursing staff, administrative support (accounting, training, and employee engagement) and environmental health staff to assist with rabies control, well permitting, and as needed other environmental health areas (hazardous waste and consumer food protection). The Emergency Services division is exploring a paramedic and emergency medical technician stipend program to rural and disadvantaged applicants. This will assist in increasing healthcare professionals in the County while improving economic mobility to disadvantaged communities. The additional resources will enable the Department to analyze research and existing data to evaluate climate resiliency opportunities in the County.

Salaries and Benefits

- Salaries and Benefits recommended at \$56,526,502 represent a 5% (\$3,130,579) decrease from the FY 2022-23 Adopted Budget due to a decrease in COVID-19 activities. Staffing is recommended at 449 positions, a net add of zero from the current level. See Regular Salaries for a list of positions that are recommended for deletion and addition.

Recommended funding includes:

- Account 6200 Extra-Help recommended at \$835,921 represents an 83% (\$4,191,659) decrease from the FY 2022-23 Adopted Budget due to a decrease in COVID-19 funded activities.
- Account 6300 Overtime recommended at \$366,752 represents a 51% (124,004) increase over the FY 2022-23 Adopted Budget primarily due to a Public Health Nurse shortage to assist with case management.

Services and Supplies

- Services and Supplies recommended at \$62,002,237 represent a 2% (\$1,192,895) decrease from the FY 2022-23 Adopted Budget primarily due to decreased costs associated with reducing COVID-19 response activities.

Recommended funding includes:

- Account 7175 Property Insurance recommended at \$464,764 represents an 81% (\$208,003) increase over the FY 2022-23 Adopted Budget due to an increase in insurance rates and claim history.
- Account 7221 Building Maintenance recommended at \$155,000 represents a significant (\$150,000) increase over the FY 2022-23 Adopted Budget due to FoPH funding that allows for ongoing maintenance and repair for the Brix-Mercer Building.

- Account 7265 Office Expense recommended at \$721,534 represents a 44% (\$222,086) increase over the FY 2022-23 Adopted Budget to account for an increase in program needs.
- Account 7286 Peoplesoft Human Resources Charges recommended at \$80,420 represents a 59% (\$114,978) decrease from the FY 2022-23 Adopted Budget primarily due to a reduction in extra help used during the Covid response.
- Account 7296 Data Processing Services recommended at \$6,412,004 represents a 10% (\$719,504) decrease from the FY 2022-23 Adopted Budget based on estimated usage provided by the Internal Services Department and reduction in extra help used during the Covid response.
- Account 7309 Computer Service Software recommended at \$1,193,934 represents a 10% (\$107,382) increase over the FY 2022-23 Adopted Budget based on an increase in software purchases and services.
- Account 7345 Facility Services recommended at \$1,859,101 represents a 63% (\$719,265) increase over the FY 2022-23 Adopted Budget based on estimates provided by the Internal Services Department and building remodels.
- Account 7385 Small Tools & Instruments recommended at \$1,762,565 represents a 187% (\$1,147,780) increase over the FY 2022-23 Adopted Budget based on estimates to replace broken furniture and equipment and purchasing new cubicle furniture to maximize existing space through reconfiguration.
- Account 7415 Transportation, Travel and Education recommended at \$488,641 represents a 37% (\$132,373) increase over the FY 2022-23 Adopted Budget to account for additional staff trainings, workshops, and conferences to enhance program operation.

Other Financing Uses

- Operating Transfers Out recommended at \$260,000 represent a 44% (\$80,000) increase over the FY 2022-23 Adopted Budget to account for the purchase of a replacement emergency response vehicle that will be used during wildfires, medically related community emergencies, and in collaboration with other jurisdictions.

(1) EMS Response Vehicle \$70,000 Replacement

Capital Assets

- Capital Assets recommended at \$5,280,877 represents a 155% (\$3,207,877) increase over the FY 2022-23 Adopted Budget primarily due to building and improvements.
- Equipment recommended at \$331,000 represents a 78% (\$258,000) increase over the FY 2022-23 Adopted Budget including the purchase of a Vitek System and the rebudgeting of a lab testing machine in order to maintain capacity for testing, which includes replacing equipment that is not supported by vendors.

Recommended funding includes:

(1) Vitek System.....\$271,000.....Program Number 91855

(1) Lab-Victor Nivo-Multimode\$60,000.....Program Number 91793

- Buildings & Improvements recommended at \$4,949,877 represents a 60% (\$2,949,877) increase over the FY 2022-23 Adopted Budget to account for the costs associated with three building reconfiguration projects expected to cost over \$1 million each, which are expected to increase the health and safety of staff and consumers as well as increase usable space capacity.

Recommended funding includes:

- (1) TB Clinic UV lighting system and reorg.....\$449,877..... Program Number 91832
- (1) 2nd floor-Mercer reorg.....\$1,500,000.....Program Number 91831
- (1) Brix-Mercer Building Basement.....\$3,000,000.....Program Number 91760

SUMMARY OF REVENUES

- Revenues are recommended at \$121,572,361 and represent a 1% (\$1,267,798) decrease from the FY 2022-23 Adopted Budget due to the following:
 - Intergovernment Revenues – State recommended at \$23,196,192 represent an 82% (\$10,423,879) increase over the FY 2022-23 Adopted Budget primarily due to an increase in the FoPH State allocation.
 - Intergovernment Revenues – Federal recommended at \$42,542,914 represent a 30% (\$18,327,956) decrease from the FY 2022-23 Adopted Budget primarily due to a decrease in grant funding for COVID-19 response activities.
 - Other Financing Sources – Recommended at \$40,224,584 represent a 20% (\$6,788,391) increase over the FY 2022-23 Adopted Budget primarily due to additional American Rescue Plan Act of 2021 (ARPA) funding approved for Rural Mobile Health Medical Services and additional building improvements.

PENDING FACTORS

The Department is monitoring the current State deficit projections and any potential reductions to public health resources. The Department's FoPH spending will be closely monitored to ensure maximization of the allocation and assess any adjustments from the State if the deficit impacts the FoPH statewide program. The State continues to move forward with a significant adjustment to its existing Medi-Cal program to include billable services that weren't previously billable through the California Advancing and Innovating Medi-Cal (Cal-AIM) program. Community health worker services will be phased in with potential billing opportunities. The Department assisted in developing a community health worker network with its contract to fund the Fresno Community Health Improvement Partnership (FCHIP) Health, Outreach, Prevention, and Equity (HOPE) Hub. Fresno County has developed the infrastructure to draw down these dollars through Cal-AIM while responding to COVID-19 and building for the future. The FCHIP HOPE Hub is working to diversify its funding model outside of COVID-19 funding and bringing in other funding resources plus Cal-AIM funding.

The Department was notified by the California Department of Public Health (CDPH) on July 7, 2023, that a previously approved five-year contract will be rescinded and only costs through 2023 would be covered. The Debt Ceiling Bill approved by Congress included a provision to rescind \$30 billion of unobligated funds under COVID-19 laws, which includes ARPA. This is the first notification of the implementation of the federally approved rolling back of COVID-19 funding. The Department has reached out to assess other potential contracts with CDPH that may be impacted by the passage of the Debt Ceiling Bill.

Department Of Public Health - 5620

REGULAR SALARIES
BUDGETED POSITIONS
RECOMMENDED

JCN	TITLE	BAND/ RANGE	POSITIONS		RECOMMENDED SALARIES
			CURRENT	RECOMMENDED	
0293	Assist Dir of Public Health	C	1	1	\$153,062
1304	Public Health Program Manager	E	2	2	237,400
1307	Care Manager	E	1		
1310	Div Mgr - Public Health Svs	D	5	5	620,541
1311	County Health Officer	A	1	1	195,000
1312	Deputy Public Health Officer	A	1	1	228,228
1313	Div Mgr - Environmental Hlth	D	1	1	118,690
1319	Health Education Assistant	1,539	6	6	279,258
1302	Senior Epidemiologist	3,196	1	1	101,010
1321	Epidemiologist	2,875	5	5	430,353
1320	Health Educator	2,198	11	11	732,468
1324	Health Education Specialist	1,891	29	29	1,548,663
1332	Public Health Chemist II	2,116	2	2	133,796
1334	Public Health Microbiologist	2,768	2	2	164,259
1355	Sr Public Health Microbiologist	3,080	1	1	97,344
1345	Public Health Nurse I	3,062	20	18	1,691,316
1346	Public Health Nurse II	3,523	35	36	4,083,385
1360	Supvsng Public Health Nurse	4,193	10	10	1,271,261
1365	Public Health Physician	A	3	2	390,000
1370	Div Mgr - Emergency Med Svs	D	1	1	118,690
1330	Sr Emergency Medical Svs Spec	2,556	5	5	403,910
1380	Emergency Medical Svs Speclst	2,327	6	6	429,651
1385	Emergency Mgt Spec I	2,250	2	2	122,970
1386	Emergency Mgt Spec II	2,478	1	1	78,312
1387	Emergency Manager	E	1	1	107,900
1401	Communicable Disease Spec I	1,756	15	15	738,882
1402	Communicable Disease Spec II	1,877	10	10	565,885
1403	Supvsng Comm Disease Specialst	2,044	2	2	122,780
1404	Infection Preventionist	2,033	1	1	54,175
1429	Medical Assistant	1,485	4	4	163,828
1451	Head Nurse	3,993	2	2	222,618
1450	Licensed Vocational Nurse II	1,894	1	1	55,802
1494	Licensed Vocational Nurse I	1,729	8	8	385,844
1495	Staff Nurse I	2,597	7	7	516,570

Department Of Public Health (ORG 5620)

1497	Staff Nurse III	3,274	10	10	1,083,213
1555	Occupational Therapist I	2,896	1	1	81,032
1557	Occupational Therapist III	3,592	3	3	346,622
1580	Physical Therapist I	2,896	4	4	324,128
1583	Physical Therapist III	3,592	4	4	450,886
1610	Rehabilitative Therapy Manager	E	1	1	124,904
1635	Therapy Aide	1,349	3	3	121,205
1680	Administrative Case Worker I	1,325	12	12	435,058
1681	Administrative Case Worker II	1,524	5	5	229,195
1682	Sr Administrative Case Worker	1,749	2	2	110,500
1655	Environmental Health Aide	1,482	7	7	282,849
1785	Environmental Health Spec I	2,002	8	9	487,503
1787	Environmental Health Spec II	2,250	22	19	1,333,006
1789	Environmental Health Spec III	2,478	14	13	1,016,689
1790	Environmental Hlth Spec Trainee	1,661	6	8	345,488
1791	Supvsng Env Hlth Specialist	3,023	7	8	727,705
1921	Medical Social Worker I	2,137	3	3	172,181
1923	Medical Social Worker III	2,630	2	2	166,244
2209	Executive Assistant	2,298	1	1	67,960
2212	Business Systems Analyst III	2,696	3	3	255,684
2213	Business Systems Analyst I	1,882		1	49,036
2240	Sr Business Systems Analyst	3,019	1	1	95,420
2291	Staff Analyst I	1,991	2	3	162,158
2292	Staff Analyst II	2,207	5	5	331,508
2293	Staff Analyst III	2,549	11	10	790,559
2294	Sr Staff Analyst	F	5	6	540,826
2297	Principal Staff Analyst	E	1	1	97,526
2372	Public Health Business Manager	E	1	1	102,440
3070	Supvsng Office Assistant	1,774	2	2	112,164
3098	Vital Statistics Coordinator		1	1	71,058
3080	Office Assistant II	1,485	25	24	1,097,452
3110	Office Assistant I	1,349	13	12	439,928
3081	Office Assistant II - Conf	1,485	2	2	87,604
3140	Administrative Assistant I	1,632	3	4	179,603
3160	Administrative Assistant II	1,806	2	2	108,732
3161	Administrative Assistant II-C	1,806	1	1	40,404
3205	Account Clerk I	1,395	4	3	121,306
3260	Account Clerk II	1,565	5	5	240,086
3210	Accountant I	1,896	1	1	49,296
3255	Sr Accountant	2,536	2	2	160,316
3262	Supervising Accountant	2,790	1	1	84,006
3240	Supvsng Account Clerk	1,859	1	1	58,786
3620	Program Technician I	1,534	21	23	1,018,334
3621	Program Technician II	1,716	13	13	696,472
3625	Supvsng Program Technician	1,956		1	50,856

Department Of Public Health (ORG 5620)

3623	Program Technician II-Conf	1,767	2	2	104,557
3704	Info Technology Analyst I	1,845	2	2	107,484
8227	Director of Public Health	B	1	1	187,850

Subtotal			449	449	\$31,911,670
-----------------	--	--	------------	------------	---------------------

Auto Allowance	7,800
Bilingual Pay	50,700
Total Salary Savings	(316,995)

TOTAL REGULAR SALARIES	\$ 31,653,175
-------------------------------	----------------------

VACANT POSITIONS DELETED (Effective October 16, 2023)

<u>JCN</u>	<u>TITLE</u>	<u>BAND/ RANGE</u>	<u>POSITIONS</u>	<u>SALARIES</u>
1307	Care Manager	E	-1	\$ 118,700
1345	Public Health Nurse I	3,062	-1	89,763
1365	Public Health Physician	A	-1	195,000
3080	Office Assistant II	1,485	-1	36,764
3110	Office Assistant I	1,349	-1	35,955
3205	Account Clerk I	1,395	-1	37,175
	Cost of Restoring Vacant Positions		-6	\$ 513,357

RECOMMENDED POSITIONS TO ADD (Effective October 16, 2023)

<u>JCN</u>	<u>TITLE</u>	<u>BAND/ RANGE</u>	<u>POSITIONS</u>	<u>SALARIES</u>
2213	Business Systems Analyst I	1,882	1	\$ 49,036
2294	Sr Staff Analyst	F	1	88,660
3140	Administrative Assistant I	1,632	1	40,404
3620	Program Technician I	1,534	2	79,708
3625	Supvsng Program Technician	1,956	1	50,856
	Cost of Positions Recommended to Add		6	\$ 308,664

County Medical Services BUDGET 5240

	Actual 2021-22	Adopted 2022-23	Recommended 2023-24	Increase/ (Decrease)		
<u>FISCAL SUMMARY</u>						
<u>Appropriations</u>						
Services and Supplies	\$ 112,708	\$ 550,000	\$ 550,000	\$ -	-	-
Other Financing Uses	11,359,752	11,359,752	11,359,752	-	-	-
Total Appropriations	\$ 11,472,460	\$ 11,909,752	\$ 11,909,752	\$ -	-	-
<u>Revenues</u>						
Other Financing Sources	\$ 112,708	\$ 550,000	\$ 550,000	\$ -	-	-
Total Revenues	\$ 112,708	\$ 550,000	\$ 550,000	\$ -	-	-
<u>Net County Cost</u>	\$ 11,359,752	\$ 11,359,752	\$ 11,359,752	\$ -	-	-

COUNTY MEDICAL SERVICES – 5240

FUNCTION

County Medical Services provides for the appropriation of the mandated local match to qualify the County for Local Health and Welfare Realignment Sales Tax Revenue, pursuant to Welfare and Institutions Code, section 17608.010, for local health and mental health services. This budget includes funding for the County’s anticipated costs for indigent health care provided through the Medical Indigent Services Program (MISP) as obligated under Welfare and Institutions Code, section 17000, et seq. Funding for reimbursement of certain non-emergency specialty medical services for residents who do not qualify for MISP or participation under the California Medi-Cal Program is also budgeted in this Org.

OVERVIEW

The FY 2023-24 Recommended Budget of \$11,909,752 reflects no change from the FY 2022-23 Adopted Budget. Revenues recommended at \$550,000 represent no change from the FY 2022-23 Adopted Budget, as current cost trends are stable for medical services provided to MISP clients and residents who do not qualify for MISP or participation in the Affordable Care Act (ACA). Net County Cost (NCC) reflects no change from the FY 2022-23 Adopted Budget and represents the mandated local match for health and mental health services (\$11,359,752).

SUMMARY OF CAO RECOMMENDATIONS

Services and Supplies

- Services and Supplies recommended at \$550,000 represent no change from the FY 2022-23 Adopted Budget.

Recommended funding includes the following:

- Account 7295 Professional & Specialized Services recommended at \$550,000 represent no change from the FY 2022-23 Adopted Budget for claim reimbursement contracts with University Faculty Associates and Fresno Community Hospital and Medical Center for MISP and Advantek Benefit Administrators for the reimbursement of certain non-emergency specialty medical services for residents who do not qualify for MISP or Medi-Cal.

Other Financing Uses

- Operating Transfers Out recommended at \$11,359,752 represents no change from the FY 2022-23 Adopted Budget and consists of \$10,404,113 for the Health Account and \$955,639 for the Mental Health Account, pursuant to Welfare and Institutions Code, section 17608.010.

SUMMARY OF REVENUES

- Revenues are recommended at \$550,000 and represent no change from the FY 2022-23 Adopted Budget using Public Health Realignment to fund the projected costs for medical services provided to MISP clients and residents who do not qualify for MISP or participation in the ACA.

Public Works And Planning BUDGET 4360

	Actual 2021-22	Adopted 2022-23	Recommended 2023-24	Increase/ (Decrease)	
<u>FISCAL SUMMARY</u>					
<u>Appropriations</u>					
Salaries and Benefits	\$ 8,904,578	\$ 11,881,159	\$ 12,589,526	\$ 708,367	6%
Services and Supplies	8,912,304	5,940,980	6,778,575	837,595	14%
Other Financing Uses	136,118	251,000	225,000	(26,000)	-10%
Capital Assets	-	15,000	15,000	-	-
Total Appropriations	<u>\$ 17,953,000</u>	<u>\$ 18,088,139</u>	<u>\$ 19,608,101</u>	<u>\$ 1,519,962</u>	8%
<u>Revenues</u>					
Licenses, Permits, & Franchises	\$ 5,677,504	\$ 5,398,751	\$ 5,935,127	\$ 536,376	10%
Intergovernment Rev - Federal	-	2,400	1,200	(1,200)	-50%
Charges For Services	2,014,302	4,638,433	3,473,253	(1,165,180)	-25%
Miscellaneous Revenues	123,111	121,728	121,728	-	-
Other Financing Sources	1,261,895	1,655,000	2,820,000	1,165,000	70%
Intrafund Revenue	6,041,177	1,445,632	1,627,149	181,517	13%
Total Revenues	<u>\$ 15,117,989</u>	<u>\$ 13,261,944</u>	<u>\$ 13,978,457</u>	<u>\$ 716,513</u>	5%
<u>Net County Cost</u>	<u>\$ 2,835,011</u>	<u>\$ 4,826,195</u>	<u>\$ 5,629,644</u>	<u>\$ 803,449</u>	17%
	Budgeted	Current	Recommended	Increase/ (Decrease)	
	2021-22	2022-23	2023-24	(Decrease)	
Position Summary	90	98	99	1	

PUBLIC WORKS AND PLANNING – 4360

FUNCTION

The Public Works and Planning Department is responsible for public works, planning, land development, and resource management services, which involve administration of the County's General Plan and enforcement of building and land use standards including inspections and the issuance of building and land use permits. The Department provides services related to environmental analysis, plan reviews, code enforcement, County Surveyor activities, growth management issues, regional and cooperative planning, ground and surface water management and planning, and mineral and natural resource management. The Department also provides for the administration, design, and implementation of the County's Capital Projects program and funds the administration of the Fresno County Blossom Trail and the Fruit Trail. In addition, although primarily funded in other budgets, the Department provides services in support of maintaining and operating the County public road system, housing, community development, solid and hazardous waste management, County Service Area and Waterworks District administration, transportation, and parks and grounds.

OVERVIEW

The FY 2023-24 Recommended Budget of \$19,608,101 represents an 8% (\$1,519,962) increase over the FY 2022-23 Adopted Budget. Revenues recommended at \$13,978,457 represents a 5% (\$716,513) increase over the FY 2022-23 Adopted Budget. Net County Cost (NCC) recommended at \$5,629,644 represents a 17% (\$803,449) increase over the FY 2022-23 Adopted Budget. Staffing is recommended at 99, an increase of one Engineer I position.

SUMMARY OF CAO RECOMMENDATIONS

Significant Program Changes

- An allocation (\$1,428,432) for the new Code Enforcement Unit of the Development Services and Capital Projects Division, funded by \$1,428,432 in NCC will be used to fund Code Enforcement activities. Staffing is recommended to be maintained at 12 positions.

Salaries and Benefits

- Salaries and Benefits recommended at \$12,589,526 represent a 6% (\$708,367) increase over the FY 2022-23 Adopted Budget primarily due to the addition of one position, salary increases, and benefit rate increases.

Recommended funding includes:

- Account 6600 Health Insurance Contribution recommended at \$1,155,371 represents a 15% (\$147,932) increase over the FY 2022-23 Adopted Budget primarily due to increased health insurance rates and changes to employee elections.

Services and Supplies

- Services and Supplies recommended at \$6,778,575 represent a 14% (\$837,595) increase over the FY 2022-23 Adopted Budget primarily due to an increase in Professional and Specialized Services.

Recommended funding includes:

- Account 7295 Professional and Specialized Services at \$5,174,961 represents a 20% (\$860,572) increase over the FY 2022-23 Adopted Budget due to an increase in various

consultant charges related to Environmental Impact Report (EIR) projects and estimated code enforcement activities.

- Account 7296 Data Processing Services at \$619,854 represents a 20% (\$152,460) decrease from the FY 2022-23 Adopted Budget due to decreases in costs related to software maintenance and purchases.

Capital Assets

- Capital Assets recommended at \$15,000 is for the purchase of a large printer/plotter.

Recommended funding includes:

(1) Large Printer Plotter.....\$15,000.....New.....Program Number 91834

SUMMARY OF REVENUES

- Revenues are recommended at \$13,978,457 and represent a 5% (\$716,513) increase over the FY 2022-23 Adopted Budget.
 - Licenses, Permits, & Franchises recommended at \$5,935,127 represent a 10% (\$536,376) increase over the FY 2022-23 Adopted budget primarily due to anticipated increase in permit revenue related to solar projects.
 - Charges for Services recommended at \$3,473,253 represent a 25% (\$1,165,180) decrease from the FY 2022-23 Adopted Budget primarily due to an accounting change related to EIR activity, which is now being budgeted in Other Financing Sources.
 - Other Financing Sources recommended at \$2,820,000 represent a 70% (\$1,165,000) increase over the FY 2022-23 Adopted Budget primarily due to an accounting change related to EIR activity, which was previously budgeted in Charges for Services.
 - Intrafund Revenue recommended at \$1,627,149 represents a 13% (\$181,517) increase over the FY 2022-23 Adopted Budget primarily due to an anticipated increase in work for other Departments.

PENDING FACTORS

Department staff will continue to be involved in the oversight and processing of significant development projects and associated environmental impact reports, updating of the Community Plans, comprehensive review and update of the County’s General Plan and Zoning Ordinance, code enforcement, and activities related to the expansion and annexation by cities.

The Sustainable Groundwater Management Act (SGMA) provided for the establishment of local Groundwater Sustainability Agencies (GSAs) to manage groundwater sustainability within groundwater subbasins defined by the California Department of Water Resources (DWR) as Priority Basins. GSAs working independently or collaboratively were required to develop and submit Groundwater Sustainability Plans (GSPs) by January 31, 2020, that demonstrated the ability to achieve groundwater sustainability within the subbasins by 2040, without causing undesirable results. All GSAs within the high priority subbasins of Fresno County successfully submitted their GSPs prior to the established deadline and those within the Kings and Westside Subbasins were conditionally accepted as complete by the Department of Water Resources. However, the GSP within the Delta Mendota Subbasin was determined to be incomplete and efforts are underway to address the deficiencies prior to a probationary hearing before the State Water Resources Control Board tentatively scheduled for September 2024. Failure to have developed a GSP in compliance with the regulatory requirements could result in the State Water Resources Control Board asserting its power to manage local groundwater resources. The GSP

submitted for the Pleasant Valley Subbasin is currently being reviewed by GSP for formal determination.

Fresno County overlies all or portions of four groundwater subbasins, defined within DWR Bulletin 118, as the Kings, Westside, Delta-Mendota, and Pleasant Valley Subbasins. As a result of ongoing collaborative efforts, the County has undertaken multiple participation roles in the four groundwater subbasins, with the County serving as either the exclusive GSA, a member agency of a GSA through participation in a Joint Powers Authority, Memorandum of Agreement, or Special Act District (JPA, MOA, SAD), or a party to a GSA via a Memorandum of Understanding. Department activities are currently focused upon the implementation of completed GSPs as well as preparing for the submittal of required annual and five-year reports to DWR. Additional efforts are being made across the GSAs to evaluate and expand the groundwater monitoring networks in areas with known data gaps to better understand and represent accurately the hydrology of the four subbasins within the County.

Public Works And Planning - 4360

REGULAR SALARIES
BUDGETED POSITIONS
RECOMMENDED

JCN	TITLE	BAND/ RANGE	POSITIONS		RECOMMENDED SALARIES
			CURRENT	RECOMMENDED	
0223	Dev Svs & Capital Projects Mgr	D	1	1	\$136,110
0227	Planning & Resources Mgmt Off	C	1	1	192,218
1132	Engineering Technician I	1,882	2	2	102,843
1133	Sr Engineering Technician	2,412	2	2	152,516
1134	Sr Engineer	3,839	2	2	223,645
1135	Engineer I	2,651	1	2	129,492
1137	Engineer III	3,490	2	2	226,548
1167	Supervising Architect	E	1	1	119,262
1168	Architect	3,431	3	3	294,159
1169	Architectural Assistant	2,019	4	4	231,497
1174	Water & Natural Resources Mgr	D	1	1	140,270
1175	Planner I	2,052	17	17	970,075
1176	Planner II	2,278	3	3	193,649
1177	Planner III	2,631	6	6	481,085
1178	Sr Planner	3,178	8	8	755,055
1179	Principal Planner	3,494	3	3	323,767
1715	Building Inspector I	2,179	6	6	373,539
1716	Building Inspector II	2,488	2	2	151,085
1721	Supvsng Building Inspector	2,871	2	2	174,217
1720	Building Plans Engineer	3,356	1	1	89,432
1723	Building Plans Checker II	2,732	1	1	81,092
1724	Building Plans Checker I	2,275	3	3	211,717
1745	Chief Building Inspector	4,113	1	1	109,604
2291	Staff Analyst I	1,991	2	2	110,173
2293	Staff Analyst III	2,549	1	1	80,574
3080	Office Assistant II	1,485	4	4	180,676
3110	Office Assistant I	1,349	5	5	181,898
3160	Administrative Assistant II	1,806	1	1	54,366
3620	Program Technician I	1,534	9	9	415,301
3621	Program Technician II	1,716	2	2	106,860
2319	Deputy Director of Planning	C	1	1	165,000
Subtotal			98	99	\$7,157,725
TOTAL REGULAR SALARIES					\$ 7,157,725

RECOMMENDED POSITIONS TO ADD (Effective October 16, 2023)

<u>JCN</u>	<u>TITLE</u>	<u>BAND/ RANGE</u>	<u>POSITIONS</u>	<u>SALARIES</u>
1135	Engineer I	2,651	1	\$ 53,088
	Cost of Positions Recommended to Add		1	\$ 53,088

PW&P - Support Services BUDGET 4365

	Actual 2021-22	Adopted 2022-23	Recommended 2023-24	Increase/ (Decrease)	
<u>FISCAL SUMMARY</u>					
<u>Appropriations</u>					
Salaries and Benefits	\$ 3,473,208	\$ 4,527,827	\$ 4,686,882	\$ 159,055	4%
Services and Supplies	409,793	693,805	1,301,466	607,661	88%
Other Financing Uses	-	20,000	20,000	-	-
Capital Assets	-	7,400	-	(7,400)	-100%
Total Appropriations	\$ 3,883,001	\$ 5,249,032	\$ 6,008,348	\$ 759,316	14%
<u>Revenues</u>					
Charges For Services	\$ 2,555,888	\$ 3,759,156	\$ 4,397,944	\$ 638,788	17%
Miscellaneous Revenues	152	-	-	-	-
Other Financing Sources	63,945	-	-	-	-
Intrafund Revenue	942,418	1,489,876	1,610,404	120,528	8%
Total Revenues	\$ 3,562,402	\$ 5,249,032	\$ 6,008,348	\$ 759,316	14%
Net County Cost	\$ 320,599	\$ -	\$ -	\$ -	-100%
<u>Position Summary</u>					
	Budgeted 2021-22	Current 2022-23	Recommended 2023-24	Increase/ (Decrease)	
Position Summary	37	40	42	2	

PW&P – SUPPORT SERVICES - 4365

FUNCTION

The Public Works and Planning Department administers the Support Services budget which supports the financial, human resources, data system, and administrative services for the department. Financial Services is responsible for the preparation of budgets, accounts payable/receivable for water/sewer districts and disposal sites, mail and reproduction services, accounting for capital projects, preparation of financial reports for grant claims, and the Road Fund report. Human resources is responsible for the payroll and personnel services for the department. Computer Data Services is responsible for data processing functions, which include the coordination of hardware and software, and oversight of upgrades and conversions of software programs utilized in the department. This section also administers and maintains the Geographical Information System (GIS), the AMANDA Permit System, and the department's website.

OVERVIEW

The FY 2023-24 Recommended Budget of \$6,008,348 represents a 14% (\$759,316) increase over the FY 2022-23 Adopted Budget primarily due to an increase in staffing and the remodeling of the 6th floor in the Fresno County Plaza Building. Revenues recommended at \$6,008,348 represent a 14% (\$759,316) increase over the FY 2022-23 Adopted Budget. Staffing is recommended at 42 positions, a net increase of two positions over the current staffing level.

SUMMARY OF CAO RECOMMENDATIONS

Salaries and Benefits

- Salaries and Benefits recommended at \$4,686,882 represent a 4% (\$159,055) increase over the FY 2022-23 Adopted Budget primarily due to a net increase of two positions which include the addition of one Accountant, one Program Technician, and a Transfer In of a Program Technician II from the Community Development Division (Org 7205). The Accountant and Program Technician positions will provide departmental support in the areas of contract and construction management as well as provide fiscal forecasting to assist the Department with tracking development/construction trends that will affect ongoing operations. One Account Clerk position will be deleted.

Services and Supplies

- Services and Supplies recommended at \$1,301,466 represent an 88% (\$607,661) increase over the FY 2022-23 Adopted Budget due to the anticipated remodel of the 6th floor and proposed safety training for Public Works & Planning staff.
 - Account 7295 Professional & Specialized Services recommended at \$769,048 represents a 236% (\$539,851) increase over the FY 2022-23 Adopted Budget due to the aforementioned remodel of the 6th floor, safety training for Public Works & Planning staff, and addition of new higher-level positions.

SUMMARY OF REVENUES

- Revenues are recommended at \$6,008,348 and represent a 14% (\$759,316) increase over the FY 2022-23 Adopted budget to fund the increase in expenditures.

- Charges for Services recommended at \$4,397,944 represents a 17% (\$638,788) increase over the FY 2022-23 Adopted Budget primarily to fund the increase in staffing and an increase in departmental projects that will charge for services.

PW&P - Support Services - 4365

REGULAR SALARIES
BUDGETED POSITIONS
RECOMMENDED

JCN	TITLE	BAND/ RANGE	POSITIONS		RECOMMENDED SALARIES
			CURRENT	RECOMMENDED	
2291	Staff Analyst I	1,991	3	3	\$174,382
2297	Principal Staff Analyst	E	1	1	97,526
2341	Financial Analyst I	1,991	1	1	62,946
2343	Financial Analyst III	2,549	1	1	80,574
2356	PW&P Business Manager	D	1	1	112,684
2392	PW&P Info Technology Manager	E	1	1	110,760
3080	Office Assistant II	1,485	2	2	87,314
3110	Office Assistant I	1,349	1	1	35,955
3160	Administrative Assistant II	1,806	1	1	52,901
3205	Account Clerk I	1,395	4	3	118,577
3260	Account Clerk II	1,565	2	2	98,904
3210	Accountant I	1,896	2	3	138,944
3215	Accountant II	2,169	1	1	68,094
3255	Sr Accountant	2,536	2	2	152,241
3262	Supervising Accountant	2,790	1	1	79,456
3265	Principal Accountant	F	2	2	194,064
3620	Program Technician I	1,534	2	3	124,314
3621	Program Technician II	1,716	4	5	272,431
3623	Program Technician II-Conf	1,767	1	1	55,822
3704	Info Technology Analyst I	1,845	4	4	236,537
3707	Infor Technology Analyst IV	2,852	2	2	169,320
3708	Sr Info Technology Analyst	3,249	1	1	92,160
Subtotal			40	42	\$2,615,906
TOTAL REGULAR SALARIES					\$ 2,615,906

VACANT POSITIONS DELETED (Effective October 16, 2023)

JCN	TITLE	BAND/ RANGE	POSITIONS	SALARIES
3205	Account Clerk I	1,395	-1	\$ 37,175
	Cost of Restoring Vacant Positions		-1	\$ 37,175

RECOMMENDED POSITIONS TO ADD (Effective October 16, 2023)

<u>JCN</u>	<u>TITLE</u>	<u>BAND/ RANGE</u>	<u>POSITIONS</u>	<u>SALARIES</u>
3210	Accountant I	1,896	1	\$ 37,894
3620	Program Technician I	1,534	1	30,754
	Cost of Positions Recommended to Add		<u>2</u>	<u>\$ 68,648</u>

POSITIONS APPROVED FOR TRANSFER IN (Effective October 16, 2023)

<u>JCN</u>	<u>TITLE</u>	<u>BAND/ RANGE</u>	<u>POSITIONS</u>	<u>SALARIES</u>
3621	Program Technician II	1,716	1	\$ 50,341
	Total Positions Transferred In		<u>1</u>	<u>\$ 50,341</u>

Transit Services BUDGET 4700

	Actual 2021-22	Adopted 2022-23	Recommended 2023-24	Increase/ (Decrease)	
<u>FISCAL SUMMARY</u>					
<u>Appropriations</u>					
Services and Supplies	\$ 4,910,991	\$ 6,350,000	\$ 5,379,473	\$ (970,527)	-15%
Total Appropriations	\$ 4,910,991	\$ 6,350,000	\$ 5,379,473	\$ (970,527)	-15%
<u>Revenues</u>					
Intergovernment Rev - Other	\$ 4,910,991	\$ 6,350,000	\$ 5,379,473	\$ (970,527)	-15%
Total Revenues	\$ 4,910,991	\$ 6,350,000	\$ 5,379,473	\$ (970,527)	-15%
<u>Net County Cost</u>	\$ -	\$ -	\$ -	\$ -	-

PW&P – TRANSIT SERVICES - 4700

FUNCTION

The Public Works and Planning Department administers the Transit Services Fund to recognize the County's share of the Transportation Development Act (TDA) Local Transportation Fund (LTF) and State Transit Assistance (STA) monies, allocated directly to local transit providers from the Fresno Council of Governments (Fresno COG), for transit services in unincorporated areas. The annual allocation to each agency is determined by Fresno COG based upon an estimate of revenue by the California Department of Finance and the population of each city and unincorporated area. The County, Cities of Fresno and Clovis, and the Fresno County Rural Transit Agency (FCRTA) perform an annual analysis of the unincorporated area transit services and needs to determine the County's contribution of LTF and STA monies to Fresno Area Express (FAX), Handy Ride, Clovis Transit (Roundup), and FCRTA, according to agreements between the County, the Cities of Fresno and Clovis, and the FCRTA. Funds are also allocated by a formula for social service transit services (through FCRTA, FAX, and the Fresno County Economic Opportunities Commission (FCEOC) as the Consolidated Transportation Services Agencies) to unincorporated area residents. Three percent of the total County allocation, pursuant to California Public Utilities Code Section 99233.2, is allocated to the Fresno COG for regional transportation planning services including transit planning. The TDA of 1971 provides authority to establish this Fund.

OVERVIEW

The FY 2023-24 Recommended Budget of \$5,379,473 represents a 15% (\$970,527) decrease from the FY 2022-23 Adopted Budget based on actual State sales tax revenue received in FY 2022-23. The allocations to transit providers are made each year through a separate Board action and are based on the most current State sales tax revenues, the adopted FCRTA budget, and actual transit use and service costs for FAX and the City of Clovis services for the prior fiscal year.

SUMMARY OF CAO RECOMMENDATIONS

Services and Supplies

- Services and Supplies recommended at \$5,379,473 represent a 15% (\$970,527) decrease from the FY 2022-23 Adopted Budget due to anticipated decrease in allocations to transit providers.

Recommended funding, in part, includes:

- The City of Fresno allocation recommended at \$3,884,297 represents a 10% (\$408,703) decrease from the FY 2022-23 Adopted Budget for services to the unincorporated area within the Fresno metropolitan transit service area.
- Total allocation to 19 rural transit subsystems recommended at \$855,253 represents a 42% (\$614,747) decrease from the FY 2022-23 Adopted Budget. Since FY 2009-10, FCRTA has used contingency funds held as matching dollars for capital projects to offset local agency contributions. FCRTA will continue to use contingency funds to offset local agency contributions for FY 2023-24.

SUMMARY OF REVENUES

Revenues are recommended at \$5,379,473 and represent a 15% (\$970,527) decrease from the FY 2022-23 Adopted Budget and is the County's share of LTF and STA funds allocated under formula by Fresno COG.

Public Works & Planning - Grants BUDGET 5512

	Actual 2021-22	Adopted 2022-23	Recommended 2023-24	Increase/ (Decrease)	
<u>FISCAL SUMMARY</u>					
<u>Appropriations</u>					
Services and Supplies	\$ 1,692,300	\$ 27,137,283	\$ 29,636,716	\$ 2,499,433	9%
Total Appropriations	\$ 1,692,300	\$ 27,137,283	\$ 29,636,716	\$ 2,499,433	9%
<u>Revenues</u>					
Intergovernment Rev - State	\$ 2,331,553	\$ 10,533,994	\$ 6,428,036	\$ (4,105,958)	-39%
Intergovernment Rev - Federal	40,909	10,838,638	-	(10,838,638)	-100%
Intergovernment Rev - Other	-	292,950	292,950	-	-
Miscellaneous Revenues	210	310,000	310,000	-	-
Other Financing Sources	260,060	5,161,701	22,605,730	17,444,029	338%
Total Revenues	\$ 2,632,731	\$ 27,137,283	\$ 29,636,716	\$ 2,499,433	9%
<u>Net County Cost</u>	\$ (940,431)	\$ -	\$ -	\$ -	-100%

PW&P – GRANTS - 5512

FUNCTION

The Public Works and Planning Department Grants budget contains funds for planning and implementation of ongoing and one-time smaller grant programs including the Tree Mortality Program, Federal HOME Investment Partnerships Program (HOME), loan servicing for completed grant programs, Used Oil Payment Programs, Tire Amnesty Grant, California Department of Resources Recycling and Recovery (CalRecycle) Tire Cleanup Grant, City/County Beverage Payment Program, the Permanent Local Housing Allocation Grant, and Household Hazardous Waste Grants.

OVERVIEW

The FY 2023-24 Recommended Budget of \$29,636,716 represents a 9% (\$2,499,433) increase over the FY 2022-23 Adopted Budget. Revenues recommended at \$29,636,716 represent a 9% (\$2,499,433) increase over the FY 2022-23 Adopted Budget. The increase in appropriations and revenue are primarily due to an increase in the amount of available funds for existing grant programs. The work effort required to implement the grant programs is provided primarily by Department staff in Roads Org 4510, Community Development Block Grant (CDBG) Org 7205, and Resources Org 9015.

SUMMARY OF CAO RECOMMENDATIONS

Rental Rehab Grant

Operating Transfers In: \$1,117,265 County Match: None

Provides funds for housing rehabilitation loans, homebuyer loans for ownership, and loans for affordable housing development projects in the unincorporated area. This is a one-time grant that the County received through repayment of rental rehabilitation loans funded through a grant awarded by The Department of Housing and Urban Development (HUD) in a prior year. Funding is provided from the Rental Rehab Program Special Revenue Fund, Org 1200.

Housing Preservation Grant

Operating Transfers In: \$698,910..... County Match: None

Provides for rehabilitation of homes in the unincorporated areas of the County, as well as the required loan servicing and monitoring costs associated with the County's Housing Preservation grants from the United States Department of Agriculture (USDA). Funding is provided from the Housing Preservation Special Revenue Fund, Org 1203 and is ongoing until all loans are repaid. There is \$250,000 budgeted to provide emergency grants to residents that might require new wells or sewer services.

Federal HOME Grant Program

Operating Transfer In: \$10,534,784 County Match: None

Provides funds for housing rehabilitation loans, homebuyer loans for ownership, and loans for affordable housing development projects in partner cities and the unincorporated area. This is an ongoing grant program through which the County receives an annual allocation of funds from HUD for multi-year housing program activities. Funding is provided from HOME Investment Fund Special Revenue Fund, Org 1202.

CalHome Grant

Operating Transfers In: \$724,672..... County Match: None

Provides for the required ongoing loan servicing and monitoring costs associated with the County's completed CalHome Grant Program. Funding is provided from CalHome Reuse Account Special Revenue Fund, Org 1204 and is ongoing until all loans are repaid. Additionally, \$550,000 is included in the budget to provide loans for Homebuyer assistance or Owner-Occupied Rehab in the unincorporated communities of Fresno County.

Neighborhood Stabilization Program Loan Servicing

Operating Transfers In: \$10,000..... County Match: None

Provides for the mandated loan servicing and monitoring for the County's completed Neighborhood Stabilization Program (NSP) mortgage assistance loans for the 15-year life of the loans. Additional NSP funds were received from loan repayments and these funds will be added to CDBG funds and utilized for CDBG eligible activities. Funding is provided by reserved program income remaining from the NSP Special Revenue Fund, Org 1205 dedicated solely for this purpose, per Federal NSP regulations.

Permanent Local Housing Allocation (PLHA) Grant

Operating Transfers In: \$5,309,695 County Match: None

The PLHA Grant is State funds awarded to the County to increase or improve the stock of affordable housing. The funds will provide loans to developers to build multi-family housing units in the County and partner cities and other eligible activities. The budgeted amount includes an additional \$2,554,272 in grant funds awarded to the County. Funding is provided from PLHA Special Revenue Fund, Org 1208.

Council of Government (COG) Housing

Grant Funds: \$292,950.....County Match: None

The COG Housing Grant is a one-time grant to assist a local jurisdiction in implementing planning activities to increase the housing stock and reduce barriers to development. The County will be updating a chapter in their Housing Element and, if there are funds remaining, to update a community plan.

LEAP 2021

Grant Funds: \$500,000.....County Match: None

The Local Early Action Planning Grant (LEAP) is a one-time State grant awarded to the County to increase the availability of affordable housing by implementing planning activities that will accelerate housing production. The County will be utilizing these funds to create standardized plans for duplexes, 3-plexes and 4-plexes and to explore the feasibility of establishing a housing trust.

Senate Bill 2 (SB 2) - 2019

Grant Funds: \$310,000 County Match: None

The SB 2 - 2019 Planning Grant Program is a one-time State grant awarded to the County to assist in implementing plans and process improvements that streamline housing approvals and accelerate housing production.

HOME-American Rescue Plan (ARP)

Operating Transfers In: \$4,210,404 County Match: None

The HOME ARP is a one-time Federal grant awarded in the prior fiscal year to the County to assist individuals or households who are homeless or at risk of homelessness, and other vulnerable populations. The remaining funds will provide additional multifamily affordable housing units, supportive services, as well as operating and capacity building assistance to nonprofit entities. Funding is provided from Home Investment Fund Special Revenue Fund, Org 1202.

Used Oil Payment Program

Grant Funds: \$213,586County Match: None

The Used Oil Payment Program provides a one-year allocation from CalRecycle of \$213,586 to assist local governments with: 1) the development and implementation of ongoing used oil and used oil filter collection and recycling programs; 2) education and outreach programs; and, 3) the establishment and promotion of the Certified Collection Centers located within the 14 jurisdictions (excluding the City of Fresno, which has its own program) and the unincorporated area of the County. The County must re-apply for this grant every year.

Tire Amnesty Grant

Grant Funds: \$40,000County Match: None

The Tire Amnesty Grant provides a two-year allocation from CalRecycle of \$40,000 to conduct waste tire amnesty drop-off events throughout the unincorporated areas of the County. Funds are to be utilized to cover the costs of the County's programs for FY 2023-24 and FY 2024-25 at \$20,000 per year. Tires collected at the amnesty events will be transported by a licensed tire recycler. The Department budgets the full \$40,000 to address any unplanned contingencies.

CalRecycle Tire Clean Up Grant

Grant Funds: \$100,000County Match: None

The CalRecycle Tire Clean Up Grant provides a two-year allocation from CalRecycle of \$100,000 for the Tire Clean Up program to offset waste tire clean-up costs in the rural areas of the County. In May 2023, the Department applied for funding for FY 2023-24 and FY 2024-25. Tires collected during clean-up activities will be transported by a licensed tire recycler. The County must re-apply for this grant every two years.

City/County Beverage Payment Program

Grant Funds: \$40,450County Match: None

Provides a one-year allocation from CalRecycle of \$40,450 to provide opportunities for and to promote beverage container recycling and/or litter clean-up activities. The County must re-apply for this grant every year.

Hazardous Waste Grant- HD35

Grant Funds: \$34,000County Match: None

Provides a three-year allocation from CalRecycle of \$77,913 for the purchase of reusable propane cylinders and for conducting outreach and education on the dangers posed by disposable propane tanks.

Tree Mortality 2016

Grant Funds: \$2,000,000County Match: 25%

Provides an allocation from the California Office of Emergency Services of \$2,000,000 for the removal and disposal of dead and/or dying trees that pose a threat to public health and safety. Fundings is utilized to remove and dispose of hazard tress along County maintained roads and infrastructure. This grant requires a 25% match.

Tree Mortality 2016 - State Responsibility Area (SRA)

Grant Funds: \$3,500,000 County Match: None

Provides an allocation from CALFIRE of \$3,500,000 for the removal and disposal of dead and/or dying trees in various Special Districts, and communities within the foothill and lower mountain areas of Eastern Fresno County. Grants funds also provide funding for the construction of two shaded fuel breaks, thinning of fuels and vegetation along dedicated fire escape routes, removing ground fuel loads, and the protection of other infrastructure.

Services and Supplies

- Services and Supplies recommended at \$29,636,716 represent a 9% (\$2,499,433) increase over the FY 2022-23 Adopted Budget primarily due to an increase in available funding for grant expenditures.

Recommended funding includes:

- Account 7265 Office Expense recommended at \$25,000 represents a 317% (\$19,000) increase over the FY 2022-23 Adopted Budget primarily due to estimated costs related to the Used Oil Recycling Grant.
- Account 7268 Postage is recommended at \$30,000 for estimated outreach costs related to the Used Oil Recycling and HOME Program Grants.
- Account 7269 Printing is recommended at \$8,000 for estimated printing costs related to the HOME Program Grant.
- Account 7295 Professional and Specialized Services recommended at \$29,565,716 represents an 9% (\$2,434,433) increase over the FY 2022-23 Adopted Budget primarily due to an increase in estimated costs for services funded by the Rental Rehab & PLHA grants.
- Account 7415 Trans, Travel, & Education is recommended at \$8,000 for Used Oil/HHW Conference costs for the Used Oil Grant.

SUMMARY OF REVENUES

- Revenues are recommended at \$29,636,716 and represent a 9% (\$2,499,433) increase over the FY 2022-23 Adopted Budget primarily due to an increase in the amount of available funds for existing grant programs.
 - Intergovernmental Revenues – State recommended at \$6,428,036 represent a 39% (\$4,105,958) decrease from the FY 2022-23 Adopted Budget primarily due to an accounting change for Community Development grants funds.
 - Intergovernmental Revenues – Federal recommended at \$0 represent a 100% (\$10,838,638) decrease from the FY 2022-23 Adopted Budget primarily due to an accounting change for Community Development grant funds.
 - Other Financing Sources – Operating Transfer In recommended at \$22,605,730 represent a 338% (\$17,444,029) increase over the FY 2022-23 Adopted Budget to appropriately account for Community Development grants transferred from Special

Revenue Funds (SRF). Funds in the SRFs for Community Development grants are originally derived from State and Federal sources.

Community Development Block Grant BUDGET 7205

	Actual 2021-22	Adopted 2022-23	Recommended 2023-24	Increase/ (Decrease)	
<u>FISCAL SUMMARY</u>					
<u>Appropriations</u>					
Salaries and Benefits	\$ 772,929	\$ 1,039,634	\$ 873,734	\$ (165,900)	-16%
Services and Supplies	1,255,573	1,842,920	3,414,791	1,571,871	85%
Other Charges	1,809,238	7,796,967	7,833,050	36,083	-
Other Financing Uses	9,761	63,000	73,000	10,000	16%
Total Appropriations	\$ 3,847,501	\$ 10,742,521	\$ 12,194,575	\$ 1,452,054	14%
<u>Revenues</u>					
Intergovernment Rev - Federal	\$ 3,242,432	\$ 9,631,059	\$ -	\$ (9,631,059)	-100%
Miscellaneous Revenues	514,015	250,135	-	(250,135)	-100%
Other Financing Sources	7,859	450,000	12,180,575	11,730,575	2,607%
Intrafund Revenue	173,572	411,327	14,000	(397,327)	-97%
Total Revenues	\$ 3,937,878	\$ 10,742,521	\$ 12,194,575	\$ 1,452,054	14%
Net County Cost	\$ (90,377)	\$ -	\$ -	\$ -	-100%
<u>Position Summary</u>					
	Budgeted 2021-22	Current 2022-23	Recommended 2023-24	Increase/ (Decrease)	
Position Summary	9	8	7	(1)	

PW&P – COMMUNITY DEVELOPMENT BLOCK GRANT - 7205

FUNCTION

The Public Works and Planning Department Federal Community Development Block Grant (CDBG) Budget is administered by the Community Development Division. The annual application for the County's Urban County CDBG entitlement grant funds, which is approved by the Board of Supervisors and submitted to U.S. Department of Housing and Urban Development (HUD), details how the funds will be spent. The grant funds are used to implement a variety of projects and programs to improve low- and moderate-income neighborhoods throughout the County and participating cities. Division staff administers a variety of housing and community development activities necessary to implement the County's Consolidated Plan, Annual Action Plan, and the Housing Element of the General Plan. Division staff also administer other housing grant funds budgeted in the Public Works and Planning Department – Grants Org 5512 for affordable housing development, housing rehabilitation, and homebuyer assistance, along with other specialized housing and community development grant programs as funds are available.

OVERVIEW

The FY 2023-24 Recommended Budget of \$12,194,575 represents a 14% (\$1,452,054) increase over the FY 2022-23 Adopted Budget primarily due to the increase of appropriations for Housing Projects. Revenues recommended at \$12,194,575 represent a 14% (\$1,452,054) increase over the FY 2022-23 Adopted Budget primarily due to the increase of Housing Projects funds. This budget continues to fund five unincorporated area community development programs including public facility and infrastructure improvement projects, housing rehabilitation, commercial rehabilitation, community-based social services, and the Sheriff's Area Based Policing program. This Budget includes funding from the Economic Security Act (CDBG-CV) which is primarily for social service programs. CDBG funding also provides grants to the participating cities, at proportionate funding in accordance with the Joint Powers Agreement. Staffing recommended at seven positions is a decrease of one position from the current level, as a Program Technician II position is being transferred to the Support Services Division within the Department.

SUMMARY OF CAO RECOMMENDATIONS

Salaries and Benefits

- Salaries and Benefits recommended at \$873,734 represent a 16% (\$165,900) decrease from the FY 2022-23 Adopted Budget due to the transfer of one position to the Support Services Division.

Services and Supplies

- Services and Supplies recommended at \$3,414,791 represent an 85% (\$1,571,871) increase over the FY 2022-23 Adopted Budget primarily due to projected increase in housing projects.

Recommended funding includes:

- Account 7295 Professional & Specialized Services recommended at \$2,604,681 represents a 104% (\$1,325,533) increase over the FY 2022-23 Adopted Budget due to budgeting previous unexpended funds for housing projects.
- Account 7312 Social Service Programs recommended at \$547,600 represents a 73% (\$231,744) increase over the FY 2022-23 Adopted Budget due to the transfer of the

Area Based Policing expenses into this category, as HUD groups and monitors these expenses together as Public Services.

SUMMARY OF REVENUES

- Revenues are recommended at \$12,194,575 and represent a 14% (\$1,452,054) increase over the FY 2022-23 Adopted Budget based on available funds for housing projects.
 - Intergovernmental – Federal recommended at \$0 represents a 100% (\$9,631,059) decrease from the FY 2022-23 Adopted Budget due to new Federal CDBG grants being budgeted in Other Financing Sources for the FY 2023-24 rather than in this object level.
 - Miscellaneous Revenues recommended at \$0 represent a 100% (\$250,135) decrease from the FY 2022-23 Adopted Budget as funding for CDBG eligible activities is being budgeted in Other Financing Sources in the FY 2023-24 rather than in this object level.
 - Other Financing Sources recommended at \$12,180,575 represent a 2,607% (\$11,730,575) increase over the FY 2022-23 Adopted Budget as funding for Community Development activities is being budgeted in this object level rather than in Intergovernmental-Federal and Miscellaneous Revenues as in the previous year.
 - Intrafund Revenues recommended at \$14,000 represent a 97% (\$397,327) decrease from the FY 2022-23 Adopted Budget due to HOME Grant fund revenues being accounted for in Other Financing Sources rather than in this object level.

PENDING FACTORS

FY 2023-24 will provide for an estimated 26 new and continuing public facility and infrastructure improvement projects for the participating cities and the unincorporated area, most of which are multi-year projects. Additionally, the Division will be completing the public service projects funded with CDBG-CV funds.

Community Development Block Grant - 7205

REGULAR SALARIES
BUDGETED POSITIONS
RECOMMENDED

JCN	TITLE	BAND/ RANGE	POSITIONS		RECOMMENDED SALARIES
			CURRENT	RECOMMENDED	
1748	Housing Rehab Specialist I	2,288	1	1	\$60,971
2291	Staff Analyst I	1,991	1	1	54,305
2292	Staff Analyst II	2,207	1	1	58,817
2293	Staff Analyst III	2,549	1	1	80,574
2294	Sr Staff Analyst	F	2	2	177,320
3620	Program Technician I	1,534	1	1	45,593
3621	Program Technician II	1,716	1		
Subtotal			8	7	\$477,580
	Bilingual Pay				3,000
TOTAL REGULAR SALARIES					\$ 480,580

Parks and Grounds BUDGET 7910

	Actual 2021-22	Adopted 2022-23	Recommended 2023-24	Increase/ (Decrease)	
<u>FISCAL SUMMARY</u>					
<u>Appropriations</u>					
Salaries and Benefits	\$ 2,257,529	\$ 2,436,713	\$ 2,562,220	\$ 125,507	5%
Services and Supplies	1,550,479	1,785,456	2,626,621	841,165	47%
Other Charges	-	2,150	2,150	-	-
Other Financing Uses	37,616	11,000	11,000	-	-
Capital Assets	-	-	171,500	171,500	-
Total Appropriations	<u>\$ 3,845,624</u>	<u>\$ 4,235,319</u>	<u>\$ 5,373,491</u>	<u>\$ 1,138,172</u>	27%
<u>Revenues</u>					
Revenue From Use of Money & Property	\$ 24,258	\$ 28,000	\$ -	\$ (28,000)	-100%
Intergovernment Rev - State	500	-	-	-	-
Charges For Services	1,154,226	1,010,975	740,975	(270,000)	-27%
Miscellaneous Revenues	5,905	-	-	-	-
Other Financing Sources	57,355	201,000	201,000	-	-
Intrafund Revenue	201,731	529,690	533,431	3,741	1%
Total Revenues	<u>\$ 1,443,975</u>	<u>\$ 1,769,665</u>	<u>\$ 1,475,406</u>	<u>\$ (294,259)</u>	-17%
<u>Net County Cost</u>	<u>\$ 2,401,649</u>	<u>\$ 2,465,654</u>	<u>\$ 3,898,085</u>	<u>\$ 1,432,431</u>	58%
	Budgeted	Current	Recommended	Increase/ (Decrease)	
	2021-22	2022-23	2023-24	(Decrease)	
Position Summary	<u>25</u>	<u>25</u>	<u>26</u>	<u>1</u>	

PW&P – PARKS AND GROUNDS - 7910

FUNCTION

The Public Works and Planning Department Parks and Grounds budget provides the funding to operate and maintain all regional County parks, campgrounds, fishing areas, and the Veterans Liberty and County Cemeteries. The grounds for many County facilities, including the Juvenile Justice Campus (JJC), Courthouse Park, and University Medical Center campus are maintained through this budget. The funding also allows for the maintenance of scenic routes along Kearney and Van Ness Boulevards.

OVERVIEW

The FY 2023-24 Recommended Budget of \$5,373,491 represents a 27% (\$1,138,172) increase over the FY 2022-23 Adopted Budget primarily due to repairs needed at various parks as a result of the winter storms and flooding. Revenues recommended at \$1,475,406 represent a 17% (\$294,259) decrease from the FY 2022-23 Adopted Budget. Net County Cost of \$3,898,085 represents a 58% (\$1,432,431) increase over the FY 2022-23 Adopted Budget. Staffing is recommended at 26 positions, an increase of one Parks Groundskeeper position.

SUMMARY OF CAO RECOMMENDATIONS

Salaries and Benefits

- Salaries and Benefits recommended at \$2,562,220 represent a 5% (\$125,507) increase over the FY 2022-23 Adopted Budget primarily due the addition of one position.

Services and Supplies

- Services and Supplies recommended at \$2,626,621 represent a 47% (\$841,165) increase over the FY 2022-23 Adopted Budget primarily due to an increase in repairs needed at various parks as a result of the winter storms and flooding.

Recommended funding includes:

- Account 7220 Maintenance Buildings & Grounds recommended at \$770,569 represents a 249% (\$550,000) increase over the FY 2022-23 Adopted Budget due to the repairs at various parks as a result of the winter storms and flooding and the demolition of restrooms at Liberty Cemetery.

Capital Assets

- Capital Assets recommended at \$171,500 provides funding for the purchase of various replacement equipment needed to maintain County wide park facilities.

Recommended funding includes:

- (1) 52" Riding Mower\$7,500.....Program Number 91914
- (4) JD Gators\$100,000.....Program Number 91915
- (2) Dump Trailers\$28,000.....Program Number 91916
- (3) Trailers w/Restrooms.....\$36,000.....Program Number 91917

SUMMARY OF REVENUES

- Revenues are recommended at \$1,475,406 and represent a 17% (\$294,259) decrease from the FY 2022-23 Adopted Budget primarily due to loss of revenue from closed parks as result of the winter storms and flooding and a decrease in roadside tree maintenance.

Parks and Grounds - 7910

REGULAR SALARIES
BUDGETED POSITIONS
RECOMMENDED

<u>JCN</u>	<u>TITLE</u>	<u>BAND/ RANGE</u>	<u>POSITIONS</u>		<u>RECOMMENDED SALARIES</u>
			<u>CURRENT</u>	<u>RECOMMENDED</u>	
2291	Staff Analyst I	1,991	1	1	\$56,601
2294	Sr Staff Analyst	F	1	1	88,660
3140	Administrative Assistant I	1,632	1	1	49,140
5241	Parks Services Supervisor	1,883	3	3	165,783
5242	Sr Tree Trimmer	1,835	1	1	57,980
5244	Tree Trimmer	1,670	2	2	105,612
5221	Parks Groundskeeper	1,361	14	15	565,586
5235	Parks Maintenance Worker	1,611	2	2	101,868
Subtotal			25	26	\$1,191,230
TOTAL REGULAR SALARIES					\$ 1,191,230

RECOMMENDED POSITIONS TO ADD (Effective October 16, 2023)

<u>JCN</u>	<u>TITLE</u>	<u>BAND/ RANGE</u>	<u>POSITIONS</u>	<u>SALARIES</u>
5221	Parks Groundskeeper	1,361	1	\$ 26,540
Cost of Positions Recommended to Add			1	\$ 26,540

Sheriff - Coroner BUDGET 3111

	Actual 2021-22	Adopted 2022-23	Recommended 2023-24	Increase/ (Decrease)	
<u>FISCAL SUMMARY</u>					
<u>Appropriations</u>					
Salaries and Benefits	\$ 204,640,901	\$ 214,043,060	\$ 220,437,858	\$ 6,394,798	3%
Services and Supplies	78,108,875	86,661,971	100,707,167	14,045,196	16%
Capital Assets	2,917,335	3,863,514	4,400,876	537,362	14%
Total Appropriations	<u>\$ 285,667,111</u>	<u>\$ 304,568,545</u>	<u>\$ 325,545,901</u>	<u>\$ 20,977,356</u>	7%
<u>Revenues</u>					
Licenses, Permits, & Franchises	\$ 352,951	\$ 342,000	\$ 370,204	\$ 28,204	8%
Revenue From Use of Money & Property	836	-	-	-	-
Intergovernment Rev - State	54,431,118	67,970,424	78,928,204	10,957,780	16%
Intergovernment Rev - Federal	1,917,438	2,377,043	2,382,628	5,585	-
Intergovernment Rev - Other	274,992	180,910	256,664	75,754	42%
Charges For Services	12,397,516	11,178,568	11,954,351	775,783	7%
Miscellaneous Revenues	613,064	499,739	565,001	65,262	13%
Other Financing Sources	73,530,811	86,665,229	94,043,451	7,378,222	9%
Intrafund Revenue	1,489,598	363,269	351,697	(11,572)	-3%
Total Revenues	<u>\$ 145,008,323</u>	<u>\$ 169,577,182</u>	<u>\$ 188,852,200</u>	<u>\$ 19,275,018</u>	11%
<u>Net County Cost</u>	<u>\$ 140,658,788</u>	<u>\$ 134,991,363</u>	<u>\$ 136,693,701</u>	<u>\$ 1,702,338</u>	1%
	Budgeted	Current	Recommended	Increase/ (Decrease)	
	2021-22	2022-23	2023-24	(Decrease)	
Position Summary	<u>1,255</u>	<u>1,274</u>	<u>1,273</u>	<u>(1)</u>	

SHERIFF-CORONER-PUBLIC ADMINISTRATOR – 3111

FUNCTION

The Office of the Sheriff (Sheriff) is responsible for the apprehension of criminal suspects for crimes committed in the unincorporated areas of the County. This includes investigation, gathering documentation, preservation, analysis, and court testimony for evidence seized. The Sheriff is also responsible for providing judicial protection, bailiff services, public screening, and court security. A third major responsibility is the operation of County Jail facilities. The facilities are used to detain persons awaiting court appearance and to house convicted inmates sentenced to serve terms in the local jail. The Sheriff is mandated to serve civil court documents and fulfill or facilitate crime prevention activities, often through community and youth service programs, that afford education, professional expertise, and law enforcement presence for communities, schools, youth, and neighborhood associations.

The Coroner is mandated (Government Code, section 27491; Health and Safety Code, section 7104) to determine manner and cause of death; inquire into the circumstances of unusual or unattended deaths, homicides, suicides, and accidental deaths; deaths due to contagious disease; deaths in prison or jail and State mental facilities; identify the deceased and notify next of kin; and to act as the County burial authority for indigent or abandoned decedent.

The Public Administrator is mandated (Probate Code, sections 7601, 7602, and 7620) to take control, protect, and manage a decedent's estate that is subject to loss, injury, waste, or misappropriation either when no other person or family is willing or appropriate, or when ordered to do so by the Superior Court. Public Administrator services include searching for family, making burial arrangements, identifying assets, paying creditors of the estate, and paying expenses of administration and distribution of the balance of the estate to the decedent's heirs or beneficiaries.

This budget funds Sheriff-Coroner-Public Administrator activities and receives revenues from over 50 sources including inmate processing fees, Federal inmate housing charges, 2011 Realignment funding, contracts for law enforcement and court security services, Public Safety Proposition 172 sales tax (Prop 172), various service fees, and grants funding.

OVERVIEW

The FY 2023-24 Recommended Budget of \$325,545,901 represents a 7% (\$20,977,356) increase over the FY 2022-23 Adopted Budget. Revenues recommended at \$188,852,200 represent a 11% (\$19,275,018) increase over the FY 2022-23 Adopted Budget primarily due to an increase in Proposition 172 revenue. Net County Cost recommended at \$136,693,701 represents a 1% (\$1,702,338) increase over the FY 2022-23 Adopted Budget. Salary Savings of 2.5% (\$2,542,743) has been used in calculating Regular Salaries with related benefit savings of \$1,345,365. Staffing is recommended at 1,273 positions, a net decrease of one position from the current year level.

GOAL SETTING

Goal

FY 2023-24

- **Goal:** Transition to the new Area 2 Substation from the existing Area 2 Substation with an anticipated completion date of November 2023.
- **Performance Metric:** Closure of the existing Area 2 Substation.

- **Goal:** Transition to the West Annex Jail from the South Annex Jail with an anticipated completion date of January 2024.
- **Performance Metric:** Closure of the South Annex Jail.
- **Goal:** Transition the Dispatch Center to the County Hamilton Yard Campus.
- **Performance Metric:** Have a fully operational Dispatch Center with the current Dispatch Center to serve as the alternate site. The anticipated completion date for the new Center is December 2023.

FY 2022-23

- **Goal:** Transition to the new Area 2 Substation from the existing Area 2 Substation.
- **Outcome(s)/Result(s):** Due to the COVID-19 Public Health Emergency (COVID-19), construction delays have impacted the completion of the Area 2 Substation.
- **Goal:** Transition to the West Annex Jail from the South Annex Jail.
- **Outcome(s)/Result(s):** Construction delays have impacted the completion of the West Annex Jail.
- **Goal:** Transition the Dispatch Center to the County Hamilton Yard Campus.
- **Outcome(s)/Result(s):** Construction delays have impacted the completion of the Dispatch Center.

SUMMARY OF CAO RECOMMENDATIONS

Salaries and Benefits

- Salaries and Benefits recommended at \$220,437,858 represents a 3% (\$6,394,798) increase over the FY 2022-23 Adopted Budget primarily due negotiated salary increases. The Recommended Budget includes the addition of an Assistant Sheriff position and the deletion of two Office Assistant positions. Staffing is recommended at 1,273 positions, a net decrease of one position from the current year level.

Recommended funding includes:

- Account 6200 Extra Help recommended at \$727,356 represents a 20% (\$120,627) increase over the FY 2022-23 Adopted Budget based on negotiated salary increases and estimated usage in FY 2023-24.
- Account 6300 Overtime at \$7,773,136 represents a 17% (\$1,147,876) increase over the FY 2022-23 Adopted Budget primarily due to negotiated salary increases.
- Account 6310 Overtime Due to Holiday at \$2,471,077 represents a 15% (\$330,116) increase over the FY 2022-23 Adopted Budget primarily due to negotiated salary increases.
- Account 6550 Workers Comp Contribution at \$13,503,621 represents a 16% (\$1,833,064) increase over the FY 2022-23 Adopted Budget based on claim history and rates for FY 2023-24.
- Account 6570 401(a) Matching Contributions recommended at \$150,000 based on estimated usage in FY 2023-24.
- Account 6670 Benefits Admin recommended at \$372,745 represents a 51% (\$126,484) increase over the FY 2022-23 Adopted Budget based on rates for FY 2023-24.

Services and Supplies

- Services and Supplies recommended at \$100,707,167 represents a 16% (\$14,045,196) increase over the FY 2022-23 Adopted Budget primarily due to an increase in costs associated with the accounts detailed below.

Recommended funding includes:

- Account 7025 Clothing & Personal Supplies recommended at \$791,607 represents a 21% (\$139,353) increase over the FY 2022-23 Adopted Budget based on actual usage in FY 2022-23.
- Account 7039 Mobile Communications recommended at \$1,741,194 represents a 14% (\$215,749) increase over the FY 2022-23 Adopted Budget based on actual usage in FY 2022-23.
- Account 7101 General Liability Insurance recommended at \$10,551,187 represents a 35% (\$2,732,582) increase over the FY 2022-23 Adopted Budget based on claim history and rates for FY 2023-24.
- Account 7175 Property Insurance recommended at \$493,610 represents a 49% (\$163,064) increase over the FY 2022-23 Adopted Budget based on claim history and rates for FY 2023-24.
- Account 7206 Maintenance- Unscheduled Parts recommended at \$555,722 represents an 87% (\$258,710) increase over the FY 2022-23 Adopted Budget based on actual usage in FY 2022-23.
- Account 7220 Maintenance-B&G (Contracts) recommended at \$1,633,428 represents a 119% (\$887,102) increase over the FY 2022-23 Adopted Budget based on one-time funding for Sheriff Headquarters and Detention Facility repairs.
- Account 7235 Medical, Dental & Lab Supplies recommended at \$509,107 represent a 39% (\$332,023) decrease from the FY 2022-23 Adopted Budget based on anticipated reduction in COVID-19 supply needs for FY 2023-24.
- Account 7265 Office Expense recommended at \$457,731 represents an 18% (\$102,968) decrease from the FY 2022-23 Adopted Budget based on estimated usage in FY 2023-24.
- Account 7296 Data Processing Services recommended at \$1,069,931 represent a 34% (\$271,114) increase over the FY 2022-23 Adopted Budget based on actual usage in FY 2022-23 and rates for FY 2023-24.
- Account 7308 Hardware, Parts, & Supplies recommended at \$1,900,418 represent a 100% (\$952,024) increase over the FY 2022-23 Adopted Budget primarily due to increased costs to address additional requirements for the Microsoft Agreement for FY 2023-24.
- Account 7345 Facility Operation & Maintenance recommended at \$8,902,069 represents a 40% (\$2,537,138) increase over the FY 2022-23 Adopted Budget primarily due to projected operational and maintenance expenditures associated with the West Annex Jail and the cost related to employee parking.
- Account 7385 Small Tools & Instruments recommended at \$406,874 represent a 46% (\$127,969) increase over the FY 2022-23 Adopted Budget based on actual usage in FY 2022-23.
- Account 7415 Trans, Travel & Education recommended at \$1,204,115 represents a 30% (\$275,717) increase over the FY 2022-23 Adopted Budget primarily due to an anticipated increase cost of trainings and associated travel.

- Account 7416 Trans & Travel County Garage recommended at \$2,300,926 represents a 45% (\$711,311) increase over the FY 2022-23 Adopted Budget based on actual usage in FY 2022-23.
- Account 7430 Utilities recommended at \$5,512,615 represent a 26% (\$1,140,439) increase based on actual usage in FY 2022-23 and anticipated usage for FY 2023-24.

Capital Assets

- Capital Assets recommended at \$4,400,876 represents a 14% (\$537,362) increase over the FY 2022-23 Adopted Budget due to the purchase of vehicles to replace high mileage patrol units throughout the Sheriff's Fleet. Additionally, purchase of vehicles, high speed camera system and Homeland Security Equipment are recommended for re-budgeting from FY 2022-23.

Recommended funding includes:

- (1) HomelandSecEquip21... \$140,000..Rebudget from FY 2022-23..Program Number 91684
- (7) Patrol Vehicles.....\$1,000,000..Rebudget from FY 2022-23..Program Number 91788
- (5) Patrol Vehicles Area 2.....\$300,000..Re-budget from FY 2022-23..Program Number 91845
- (1) Civil Specialty Vehicle.....\$450,000..Re-budget from FY 2022-23..Program Number 91851
- (1) High Speed Camera Sys..\$38,876..Re-budget from FY 2022-23..Program Number 91859
- (2) Patrol Canines.....\$32,000..New.....Program Number 91902
- (5) Civil Vehicles.....\$300,000..New.....Program Number 91903
- (1) HomelandSecEquip22...\$140,000..New.....Program Number 91904
- (29) Patrol Vehicles.....\$2,000,000..New.....Program Number 91905

SUMMARY OF REVENUES

- Revenues are recommended at \$188,852,200 and represent an 11% (\$19,275,018) increase over the FY 2022-23 Adopted Budget primarily due to the projected increases in Proposition 172 and Inmate Welfare Funds.
 - Intergovernment Revenues – State recommended at \$78,928,204 represents a 16% (\$10,957,780) increase over the FY 2022-23 Adopted Budget primarily due to an increase in Proposition 172 revenue.

Sheriff - Coroner - 3111

REGULAR SALARIES
BUDGETED POSITIONS
RECOMMENDED

JCN	TITLE	BAND/ RANGE	POSITIONS		RECOMMENDED SALARIES
			CURRENT	RECOMMENDED	
0105	Sheriff-Coroner-Public Adm (E)	ELECTED	1	1	\$210,217
1306	Sheriff's Health Svs Manager	E	1	1	111,736
1530	Forensic Autopsy Technician	1,649	2	2	93,177
1525	Chief Forensic Pathologist	A	1	1	495,000
1531	Forensic Pathologist	A	1	1	362,310
1751	Deputy Public Administrator I	2,040	2	2	107,792
1752	Deputy Public Administrator II	2,247	2	2	135,252
1935	Social Worker III	2,226	1	1	70,356
1945	Social Worker I	1,796	1	1	47,860
2209	Executive Assistant	2,298	1	1	57,278
2213	Business Systems Analyst I	1,882	1	1	50,152
2268	Sheriff's Business Manager	E	1	1	102,440
2290	Volunteer Services Coordinator	1,909	1	1	60,294
2291	Staff Analyst I	1,991	1	1	58,567
2293	Staff Analyst III	2,549	2	2	161,148
2294	Sr Staff Analyst	F	1	1	88,660
2317	Sheriff's Admin Svs Director	D	1	1	118,690
2320	Public Information Officer	F	1	1	88,660
2342	Financial Analyst II	2,207	1	1	69,758
2377	Sheriff's Info Tech Manager	E	2	2	279,010
2378	Sheriff's IT Division Manager	D	1	1	125,450
2380	Crime Analyst I	1,991	2	2	118,712
2382	Crime Analyst III	2,549	1	1	80,562
3080	Office Assistant II	1,485	9	9	406,001
3110	Office Assistant I	1,349	10	8	289,596
3111	Office Assistant I - Conf	1,349	2	2	68,486
3161	Administrative Assistant II-C	1,806	3	3	146,668
3205	Account Clerk I	1,395	5	5	188,626
3260	Account Clerk II	1,565	8	8	367,551
3210	Accountant I	1,896	1	1	55,454
3255	Sr Accountant	2,536	3	3	235,860
3262	Supervising Accountant	2,790	1	1	88,218
3240	Supvsng Account Clerk	1,859	3	3	161,954
3243	Accountant Trainee	1,727	1	1	46,932

Sheriff - Coroner (ORG 3111)

3405	Estate Property Assistant	1,395	1	1	37,175
3440	Stock Clerk	1,240	1	1	39,182
3610	Communications Dispatcher I	1,932	19	19	1,023,408
3612	Communications Dispatcher II	2,085	5	5	304,768
3613	Supvsng Communicatns Dispatchr	2,663	7	7	568,016
3615	Communications Dispatcher III	2,251	11	11	783,978
3616	Communications Dispatcher Spec	2,421	7	7	531,239
3620	Program Technician I	1,534	25	25	1,123,253
3621	Program Technician II	1,716	13	13	678,537
3625	Supvsng Program Technician	1,956	5	5	278,172
3622	Program Technician I-Conf	1,580	1	1	44,079
3623	Program Technician II-Conf	1,767	4	4	223,295
3711	Network Systems Engineer I	2,372	4	4	272,881
3712	Network Systems Engineer II	2,852	2	2	180,284
3751	Info Tech Analyst IV-Sheriff	2,852	5	5	433,164
3752	Sr Info Tech Analyst-Sheriff	3,249	2	2	189,254
3756	Info Technology Specialist I	1,845	2	2	101,884
4007	Assist Sheriff	C	2	3	427,849
4008	Undersheriff	C	1	1	186,758
4044	Inmate Supply Coordinator	2,124	1	1	67,132
4045	Correctional Officer I	1,878	142	142	7,749,932
4047	Correctional Officer II	2,174	317	317	22,265,785
4048	Senior Correctional Officer	2,463	62	62	4,972,041
4051	Deputy Sheriff Recruit	2,246	8	8	505,404
4053	Deputy Sheriff II	2,768	129	129	11,099,170
4055	Deputy Sheriff III	3,013	174	174	16,579,947
4059	Deputy Sheriff IV	3,269	43	43	4,671,662
4073	Correctional Sergeant	2,864	45	45	4,206,830
4074	Correctional Lieutenant	3,826	9	9	1,119,867
4075	Sheriff's Captain	4,643	5	5	753,354
4080	Sheriff's Lieutenant	4,151	18	18	2,496,510
4085	Sheriff's Sergeant	3,600	49	49	5,763,807
4121	Criminalist II	3,288	1	1	94,969
4123	Criminalist Specialist	3,536	7	7	793,535
4122	Offender Programs Manager	F	1	1	91,598
4126	Inmate Services Director	D	1	1	102,674
4130	Deputy Coroner I	2,183	3	3	186,640
4133	Deputy Coroner II	2,401	5	5	384,795
4134	Sr Deputy Coroner	F	1	1	88,660
4140	Forensic Services Coordinator	4,006	1	1	126,594
4150	Identification Technician I	1,651	1	1	45,173
4152	Identification Technician II	1,857	2	2	102,963
4154	Identification Technician III	2,149	8	8	531,825
4160	Crime Scene Specialist I	1,911	1	1	52,377
4161	Crime Scene Specialist II	2,102	4	4	250,759

Sheriff - Coroner (ORG 3111)

4162	Crime Scene Specialist III	2,312	4	4	296,444
4166	Property & Evidence Tech II	2,149	2	2	137,726
4177	Process Server	1,487	6	6	277,008
4180	Rangemaster	2,536	1	1	81,311
4185	Community Service Officer	1,656	23	23	1,163,914
5050	Maintenance Janitor	1,485	4	4	160,432
5090	Laundry Supervisor - Jail	1,429	1	1	45,162
5307	Automotive Mechanic	1,981	3	3	196,530

Subtotal			1,274	1,273	\$100,038,133
-----------------	--	--	--------------	--------------	----------------------

Auto Allowance	6,156
Bilingual Pay	90,968
Briefing	1,203,176
Detention Facility Allowance	22,094
LC4850	2,385,134
Holiday Payout	248,751
Lead Workers	1,305
Pilot	83,520
POST	381,722
Remuneration	2,100
Shift Differential	574,158
Steno	522
Uniforms	1,043,807
Total Salary Savings	(2,542,743)

TOTAL REGULAR SALARIES	\$ 103,538,803
-------------------------------	-----------------------

VACANT POSITIONS DELETED (Effective October 16, 2023)

<u>JCN</u>	<u>TITLE</u>	<u>BAND/ RANGE</u>	<u>POSITIONS</u>	<u>SALARIES</u>
3110	Office Assistant I	1,349	-2	\$ 71,910
	Cost of Restoring Vacant Positions		-2	\$ 71,910

RECOMMENDED POSITIONS TO ADD (Effective October 16, 2023)

<u>JCN</u>	<u>TITLE</u>	<u>BAND/ RANGE</u>	<u>POSITIONS</u>	<u>SALARIES</u>
4007	Assist Sheriff	C	1	\$ 94,362
	Cost of Positions Recommended to Add		1	\$ 94,362

Department Of Social Services
BUDGET 5610

	Actual 2021-22	Adopted 2022-23	Recommended 2023-24	Increase/ (Decrease)	
<u>FISCAL SUMMARY</u>					
<u>Appropriations</u>					
Salaries and Benefits	\$ 235,022,712	\$ 259,168,305	\$ 275,050,735	\$ 15,882,430	6%
Services and Supplies	77,099,824	73,165,383	80,239,447	7,074,064	10%
Other Charges	73,884,816	87,920,092	84,479,204	(3,440,888)	-4%
Other Financing Uses	1,024,357	567,950	550,000	(17,950)	-3%
Capital Assets	13,177,222	14,356,092	14,757,138	401,046	3%
Total Appropriations	<u>\$ 400,208,931</u>	<u>\$ 435,177,822</u>	<u>\$ 455,076,524</u>	<u>\$ 19,898,702</u>	5%
<u>Revenues</u>					
Revenue From Use of Money & Property	\$ 109,708	\$ 13,240	\$ 191,439	\$ 178,199	1,346%
Intergovernment Rev - State	4,809,151	3,391,771	7,082,265	3,690,494	109%
Intergovernment Rev - Federal	5,140,691	3,974,555	1,908,017	(2,066,538)	-52%
Charges For Services	200,000	200,000	200,000	-	-
Miscellaneous Revenues	517,554	423,054	610,248	187,194	44%
Other Financing Sources	381,069,441	421,433,780	439,013,798	17,580,018	4%
Intrafund Revenue	1,611,622	1,002,770	1,332,105	329,335	33%
Total Revenues	<u>\$ 393,458,167</u>	<u>\$ 430,439,170</u>	<u>\$ 450,337,872</u>	<u>\$ 19,898,702</u>	5%
<u>Net County Cost</u>	<u>\$ 6,750,764</u>	<u>\$ 4,738,652</u>	<u>\$ 4,738,652</u>	<u>\$ -</u>	<u>-</u>
	Budgeted	Current	Recommended	Increase/ (Decrease)	
	2021-22	2022-23	2023-24	(Decrease)	
Position Summary	<u>2,663</u>	<u>2,721</u>	<u>2,721</u>	-	

DEPARTMENT OF SOCIAL SERVICES – 5610

FUNCTION

The Fresno County Department of Social Services (DSS) provides a variety of services that protect the children and adults in our community from abuse and neglect and provides a safety net through a range of public assistance and employment services programs. DSS is responsible for the administration of child welfare services, adult services, and public assistance programs. Child Welfare Services (CWS) are aligned with mandated child welfare core services components consisting of Emergency Response, Family Maintenance, Family Reunification, and Permanency Planning. Permanency and successful outcomes are incorporated under the Independent Living Program (ILP) and Adoptions Program. Adult services include the Adult Protective Services (APS) and In-Home Supportive Services (IHSS) Programs. Public assistance programs administered by the Department include California Work Opportunity and Responsibility to Kids (CalWORKs), Employment Services, CalFresh (formerly Food Stamps), Foster Care and Adoptions Assistance, General Relief, Medi-Cal, the Refugee Cash Assistance Program, and the Cash Assistance Program for Immigrants. These programs focus on providing temporary and supportive services to individuals and families in need, while assisting them to achieve their goal of self-sufficiency.

OVERVIEW

The FY 2023-24 Recommended Budget of \$455,076,524 represents a 5% (\$19,898,702) increase over the FY 2022-23 Adopted Budget primarily due to the addition of 48 positions during FY 2022-23 along with an increase in overtime for work associated with the lift of the Public Health Emergency and the transition to the California Statewide Automated Welfare System (CalSAWS). Revenues recommended at \$450,337,872 represent a 5% (\$19,898,702) increase over the FY 2022-23 Adopted Budget.

The total County share obligation for all programs is \$30,058,271, which includes the Maintenance-of-Effort (MOE) payments and the required match for the administration of Social Services programs. The County share obligation is reduced by the Department's contribution to general countywide overhead through the Countywide Cost Allocation Plan (CCAP) process prepared by the Auditor-Controller/Treasurer-Tax Collector (ACTTC) (\$590,671). The balance is funded with 1991 Social Services Realignment (\$24,728,948) and Net County Cost (NCC) (\$4,738,652).

2011 Realignment, which is used in lieu of State General Fund for Child Welfare and Adult Protective Services, recommended at \$43,619,772, represents a 5% (2,236,821) decrease from the FY 2022-23 Adopted Budget.

Staffing is recommended at 2,721 positions, which is no net change to the current level of staffing. Salary Savings of 6.5% (\$9,794,652) was used in calculating Regular Salaries with related benefit savings of (\$5,618,933).

GOAL SETTING

Goal

FY 2023-24

- **Goal:** The County of Fresno Department of Social Services is committed to supporting families and residents by minimizing the impacts due to the recent Public Health Emergency (PHE) and the end of the Medi-Cal Continuous Coverage period. The Department is working with partners across the County to ensure families are notified of

this change and are prepared to renew their Medi-Cal. Internally, staff are providing this message during all contacts and have gone through trainings to be prepared to process these applications. Additionally, the Department has worked to decrease the number of children in Foster Care placements and will continue these efforts in FY 2023-24 by focusing on Family Stabilization and Family Reunification services which promote safety and stability, and the well-being of the family.

- **Performance Metric:** With the ending of the PHE, renewals for the Medi-Cal program also restarted in April 2023. To assure individuals are kept active on Medi-Cal while adhering to State standards for redeterminations, DSS will focus on increasing communication with Staff and Community partners across the county to assure clients are informed at each contact. The Department will continue to train staff on Evidence Based Practices and work on enhancing services for children and families to assure continued reduction in or avoidance of re-entry into the Child Welfare System. The number of children entering and re-entering Foster Care will be tracked with caseload data.

FY 2022-23

- **Goal:** The Department's goal for FY 2022-23 was to enhance community engagement activities to gain an awareness of the unique needs of the community, the work being done by community partners, and to share and enhance what services DSS offers and how to access them.
- **Outcome(s)/Result(s):** In FY 2022-23 the Department attended 47 resource fairs, held 60 pop-up events, and provided training and/or information presentations to 57 community based organizations (CBOs). The DSS Community Engagement Unit focused efforts on assisting some of the most vulnerable populations by utilizing resources in Homeless Encampments throughout Fresno County. This was done primarily in the areas of the greatest needs such as the 93706 zip code area, which included participation in the 93706 Farmer's Market and Resource Fair. The Department also hosted three community events in West Fresno to elicit feedback and input on how services can be improved to align with what the community needs. Partnerships were formed with Mendota Health Clinic and Valley Caregivers Resource Center providing assistance to a large portion of the Aged, Blind, and Disabled population. The Foster Care Oversight Committee has been revamped to better report activities and get feedback to assist the Department in developing better outcomes for children and families. The Family First Prevention Services Comprehensive Plan is being developed which included a meeting with Cross Sector Collaboration Stakeholders, a Focus Group meeting with Youth/Parents with Lived Experience and LGBTQ+, and an Indian Child Welfare Act Stakeholder's meeting with the Tribal community.

SUMMARY OF CAO RECOMMENDATIONS

Salaries and Benefits

- Salaries and Benefits recommended at \$275,050,735 represent a 6% (\$15,882,430) increase over the FY 2022-23 Adopted Budget primarily due to negotiated salary increases and benefit rates, the addition of 48 positions added midyear, and an increase in overtime for the work associated with the PHE lift and CalSAWS transition. Staffing is recommended at 2,721 positions, which is no net change from the current level of positions. See Regular Salaries for detail of addition and deletion of positions.

Recommended funding includes:

- Account 6200 Extra Help recommended at \$2,792,946 represents a 42% (\$2,023,302) decrease from the FY 2022-23 Adopted Budget due to a decrease in the estimated need

for extra help staff as the Department has been working diligently with the Human Resource Department on different strategies to hire permanent staff.

- Account 6300 Overtime recommended at \$12,365,580 represents a 142% (\$7,265,580) increase over the FY 2022-23 Adopted Budget due to the increase in workload associated with the PHE lift and CalSAWS transition.
- Account 6350 Unemployment recommended at \$0 represents a 100% (\$173,962) decrease from the FY 2022-23 Adopted Budget based on the County's Risk department having a fund balance to cover the fiscal year due to previous claim history.
- Account 6570 Matching Contribution recommended at \$732,105 represents a 48% (\$237,220) increase over the FY 2022-23 Adopted Budget due to the increase in positions during FY 2022-23.
- Account 6670 Benefits Administration recommended at \$613,256 represents a 67% (\$245,310) increase over the FY 2022-23 Adopted Budget due to an increase in rates based on the cost of administrating employee benefits.

Services and Supplies

- Services and Supplies recommended at \$80,239,447 represent a 10% (\$7,074,064) increase over the FY 2022-23 Adopted Budget primarily due to an increase in direct charges for computer equipment purchases, IT-related costs, and professional and specialized services contracted cost.

Recommended funding includes:

- Account 7101 General Liability Insurance recommended at \$2,629,632 represents a 31% (\$627,938) increase over the FY 2022-23 Adopted Budget based on actual claim history, which is captured through setting new rates.
- Account 7175 Property Insurance recommended at \$309,286 represents a 125% (\$171,942) increase over the FY 2022-23 Adopted Budget due to an increase in FY 2023-24 rates based on claim history for property and an increase in vehicle usage.
- Account 7223 Managed Care Providers-Mental Health recommended at \$2,678,574 represents a 34% (\$1,390,860) decrease from the FY 2022-23 Adopted Budget based on annualized current needs as well as moving the costs for the court-ordered mental health services to account 7870 Support and Care of Persons.
- Account 7268 Postage recommended at \$3,057,031 represents a 29% (\$688,754) increase over the FY 2022-23 Adopted Budget due to budgeting the contract max for the Document Fulfillment Services agreement. Recommended funding also includes business reply mail, PO Box renewals, and shipping courier costs.
- Account 7295 Professional and Specialized Services recommended at \$17,923,063 represents a 14% (2,177,746) increase over the FY 2022-23 Adopted Budget due to costs for kiosks, consulting, and Standard Operating Procedures (SOP) training for CWS. Includes an increase in Veteran Services Office (VSO) overhead costs due to the addition of two Veterans Services Representative positions. Recommended funding also includes additional IT software and supportive services through other County partner departments.
- Account 7296 Data Processing Services recommended at \$22,712,659 represents a 16% (\$3,098,980) increase over the FY 2022-23 Adopted Budget due to audio visual equipment additions, as well as an increase in Random Access Memory (RAM) for CalSAWS computer hardware and laptop replacements.
- Account 7345 Facility Operations & Maintenance recommended at \$1,525,171 represents a 43% (\$458,885) increase over the FY 2022-23 Adopted Budget due to an increase in

FY 2023-24 rates that are based on the Internal Services Department's overhead costs and service request for buildings.

- Account 7385 Small Tools & Instruments recommended at \$374,249 represents a 63% (\$635,537) decrease from the FY 2022-23 Adopted Budget due to the completion of furniture purchases for the Reedley building.
- Account 7416 Transportation and Travel County Garage recommended at \$1,035,708 represents a 37% (\$282,191) increase over the FY 2022-23 Adopted Budget due to an increase in FY 2023-24 rates that are based on service and repair history for fleet and increase in fuel usage.
- Account 7611 Security Services recommended at \$3,971,187 represent a 26% (\$826,575) increase over the FY 2022-23 Adopted Budget based on updated FY 2023-24 rates and an increase to hours for security labor.

Other Charges

- Support and Care of Persons recommended at \$84,479,204 represent a 4% (\$3,440,888) decrease from the FY 2022-23 Adopted Budget due to a decrease in Emergency Rental Assistance costs.

Other Financing Uses

- Operating Transfers Out recommended at \$550,000 represent a 3% (\$17,950) decrease from the FY 2022-23 Adopted Budget. The transfers will fund the replacement of 10 vehicles that have reached their useful life.

(10) Passenger Vans\$550,000Replacement

Capital Assets

- Capital Assets recommended at \$14,757,138 represent a 3% (\$401,046) increase over the FY 2022-23 Adopted Budget due to kiosks, copiers, and audio visual equipment for the Reedley building.
- Buildings and Improvements recommended at \$14,017,707 represent no change from the FY 2022-23 Adopted Budget and include:
 - (1) Kerman\$170,109Tenant improvements.....Program Number 91427
 - (1) Clovis Building #2\$2,272,356Tenant improvements.....Program Number 91450
 - (1) Clovis Building #1\$4,349,214Tenant improvements.....Program Number 91546
 - (1) Clovis Building #3\$2,671,266Tenant improvements.....Program Number 91547
 - (1) Selma\$394,982Tenant improvements.....Program Number 91621
 - (1) Reedley\$329,087Tenant improvements.....Program Number 91624
 - (1) Clovis Building #5\$3,830,693Tenant improvements.....Program Number 91696
- Equipment recommended at \$739,431 represents a 119% (\$401,047) increase over the FY 2022-23 Adopted Budget and includes:
 - (29) Copiers\$187,964.....Equipment.....Program Number 91743
 - (26) Kiosks\$541,467.....Equipment.....Program Number 91864
 - (1) A/V equipment\$10,000.....Equipment.....Program Number 91865

SUMMARY OF REVENUES

- Revenues are recommended at \$450,337,872 and represent a 5% (\$19,898,702) increase over the FY 2022-23 Adopted Budget based on current year actual State and Federal program allocations and projected available Realignment revenues.
 - Revenues From Use of Money and Property recommended at \$191,439 represent a 1,346% (\$178,199) increase over the FY 2022-23 Adopted Budget to account for the space Security Services occupied beginning in FY 2022-23.
 - State Revenues recommended at \$7,082,265 represent a 109% (\$3,690,494) increase over the FY 2022-23 Adopted Budget due to including estimates for the Children's Crisis Continuum Pilot program.
 - Federal Revenues recommended at \$1,908,017 represent a 52% (\$2,066,538) decrease from the FY 2022-23 Adopted Budget due to the completion of the Emergency Solutions Grant-COVID programs.
 - Miscellaneous Revenues recommended at \$610,248 represent a 44% (\$187,194) increase over the FY 2022-23 Adopted Budget based on expected welfare repayments.
 - Intrafund Revenues recommended at \$1,332,105 represent a 33% (\$329,335) increase over the FY 2022-23 Adopted Budget as an increase in veteran services overhead transfers are required due to the addition of two Veterans Services Representative positions.

Department Of Social Services - 5610

REGULAR SALARIES
BUDGETED POSITIONS
RECOMMENDED

JCN	TITLE	BAND/ RANGE	POSITIONS		RECOMMENDED SALARIES
			CURRENT	RECOMMENDED	
1904	Job Specialist II	1,876	26	26	\$1,407,631
1905	Job Specialist I	1,703	89	89	4,312,319
1907	Job Specialist III	2,063	104	104	6,600,398
1924	Social Services Program Mgr	E	35	36	3,883,788
1930	Social Work Supervisor	2,710	69	69	5,714,602
1931	Social Work Practitioner	2,457	108	108	7,686,172
1935	Social Worker III	2,226	186	186	12,662,401
1940	Social Worker II	1,980	45	45	2,604,415
1945	Social Worker I	1,796	120	120	5,967,419
2200	Deputy Dir of Social Services	C	8	8	1,226,524
2209	Executive Assistant	2,298	1	1	57,278
2212	Business Systems Analyst III	2,696	14	14	1,174,990
2213	Business Systems Analyst I	1,882		3	104,178
2225	Business Systems Manager	E	1	1	116,298
2240	Sr Business Systems Analyst	3,019	2	3	246,545
2291	Staff Analyst I	1,991	13	13	713,653
2292	Staff Analyst II	2,207	5	5	309,200
2293	Staff Analyst III	2,549	21	21	1,631,694
2294	Sr Staff Analyst	F	11	11	1,082,147
2297	Principal Staff Analyst	E	2	1	97,526
2332	Soc Svs Finance Division Chief	D	2	2	225,368
2341	Financial Analyst I	1,991	3	3	159,171
2342	Financial Analyst II	2,207	1	1	61,208
2343	Financial Analyst III	2,549	4	4	306,936
2361	Soc Svs Finance Manager	F	4	4	354,640
3005	Admin Support Coordinator	2,435	1	4	210,674
3031	Social Services Program Supvsr	2,378	149	149	10,774,454
3033	Eligibility Worker I	1,450	298	297	11,782,664
3034	Eligibility Worker II	1,598	101	101	4,550,900
3035	Eligibility Worker III	1,856	566	566	31,232,424
3036	Social Services Appeals Spec	1,969	21	21	1,180,779
3070	Supvsng Office Assistant	1,774	45	45	2,407,503
3080	Office Assistant II	1,485	264	264	12,007,542
3110	Office Assistant I	1,349	176	170	6,392,782

Department Of Social Services (ORG 5610)

3081	Office Assistant II - Conf	1,485	2	2	83,156
3111	Office Assistant I - Conf	1,349	1	1	35,636
3140	Administrative Assistant I	1,632	18	19	836,262
3160	Administrative Assistant II	1,806	27	27	1,437,039
3161	Administrative Assistant II-C	1,806	1	1	54,366
3205	Account Clerk I	1,395	9	8	302,873
3260	Account Clerk II	1,565	40	40	1,895,842
3206	Account Clerk I - Conf	1,395	2	2	77,400
3261	Account Clerk II - Conf	1,565	2	2	93,434
3210	Accountant I	1,896	5	5	254,902
3215	Accountant II	2,169	5	5	311,783
3255	Sr Accountant	2,536	5	5	372,792
3240	Supvsng Account Clerk	1,859	6	6	337,482
3620	Program Technician I	1,534	13	13	587,593
3621	Program Technician II	1,716	20	20	1,104,107
3625	Supvsng Program Technician	1,956	1	1	61,828
3622	Program Technician I-Conf	1,580	4	4	173,291
3623	Program Technician II-Conf	1,767	9	9	492,533
3624	Suprvsng Program Tech - Conf	1,956	1	1	61,828
3704	Info Technology Analyst I	1,845	2	2	105,048
3705	Infor Technology Analyst II	2,029	1	1	59,325
3707	Infor Technology Analyst IV	2,852	7	7	615,801
3708	Sr Info Technology Analyst	3,249	2	2	205,348
5093	Social Worker Aide	1,349	37	37	1,409,762
8072	Director of Social Services	B	1	1	201,864
1952	Substance Abuse Specialist	1,900	5	5	269,443

Subtotal **2,721** **2,721** **\$150,686,961**

Auto Allowance	7,800
Bilingual Pay	623,790
CPS Differential	1,538,130
Lead Workers	242,730
Total Salary Savings	(9,794,652)

TOTAL REGULAR SALARIES **\$ 143,304,759**

VACANT POSITIONS DELETED (Effective October 16, 2023)

JCN	TITLE	BAND/ RANGE	POSITIONS	SALARIES
2297	Principal Staff Analyst	E	-1	\$ 165,000
3033	Eligibility Worker I	1,450	-1	38,640
3110	Office Assistant I	1,349	-6	215,730
3205	Account Clerk I	1,395	-1	37,175

Department Of Social Services (ORG 5610)

Cost of Restoring Vacant Positions	-9	\$	456,545
------------------------------------	----	----	---------

RECOMMENDED POSITIONS TO ADD (Effective October 16, 2023)

<u>JCN</u>	<u>TITLE</u>	<u>BAND/ RANGE</u>	<u>POSITIONS</u>	<u>SALARIES</u>
1924	Social Services Program Mgr	E	1	\$ 72,644
2213	Business Systems Analyst I	1,882	3	104,178
2240	Sr Business Systems Analyst	3,019	1	55,705
3005	Admin Support Coordinator	2,435	3	134,790
3140	Administrative Assistant I	1,632	1	28,674
Cost of Positions Recommended to Add			9	\$ 395,991

Aid to Adoptions BUDGET 6415

	Actual 2021-22	Adopted 2022-23	Recommended 2023-24	Increase/ (Decrease)	
<u>FISCAL SUMMARY</u>					
<u>Appropriations</u>					
Other Charges	\$ 43,392,960	\$ 49,243,673	\$ 54,535,158	\$ 5,291,485	11%
Total Appropriations	\$ 43,392,960	\$ 49,243,673	\$ 54,535,158	\$ 5,291,485	11%
<u>Revenues</u>					
Miscellaneous Revenues	\$ 589	\$ 4,000	\$ 3,258	\$ (742)	-19%
Other Financing Sources	39,504,646	45,351,948	50,644,175	5,292,227	12%
Total Revenues	\$ 39,505,235	\$ 45,355,948	\$ 50,647,433	\$ 5,291,485	12%
<u>Net County Cost</u>	\$ 3,887,725	\$ 3,887,725	\$ 3,887,725	\$ -	-

DSS – AID TO ADOPTIONS - 6415

FUNCTION

The Aid to Adoptions program eligibility and payment system is administered by the Department of Social Services (DSS) and provides assistance payments to qualified parents who need financial assistance in order to adopt a child. Assistance payments help families who adopt 'hard-to-place' children with the cost of food, housing, other basic needs, and some special needs (i.e., ongoing counseling, health needs, etc.). Families are eligible for assistance until the child reaches the age of 18. Assembly Bill 403 (Chapter 773, Statutes of 2015) implemented the Continuum of Care Reform (CCR), which provides statutory and policy framework to ensure services and support provided to youth and their family are tailored toward the goal of maintaining a stable permanent family. Youth with a mental or physical disability are eligible for extended benefits up to the age of 21 regardless of the age of the child at time of adoption. Staff support for eligibility and payment processing services, as well as positions that support case management and placement activities, are included in the DSS budget, Org 5610.

OVERVIEW

The FY 2023-24 Recommended Budget of \$54,535,158 represents an 11% (\$5,291,485) increase over the FY 2022-23 Adopted Budget based on current trends in Aid to Adoptions caseload, average grant, and continued implementation of the state-wide Continuum of Care Reform (CCR). Revenues recommended at \$50,647,433 represent a 12% (\$5,291,485) increase over the FY 2022-23 Adopted Budget. The County's share-of-cost (\$6,438,160) for this program is funded with 1991 Realignment revenues (\$2,550,435) and Net County Cost (\$3,887,725).

SUMMARY OF CAO RECOMMENDATIONS

Significant Program Changes

House Resolution (H.R.) 6021, the Families First Coronavirus Response Act (FFCRA) provides increased federal funding to states through a temporary 6.2 percentage increase in the Federal Medical Assistance Percentage (FMAP) for expenditures incurred on or after January 1, 2020. Due to the end of the Public Health Emergency (PHE) on March 31, 2023, the temporary PHE FMAP rate increase is set to phase out until the FMAP returns to the standard rate of 50% January 1, 2024 as follows:

- April 1, 2023 – June 30, 2023, 5% PHE FMAP Rate, 55% Total FMAP Rate
- July 1, 2023 – September 30, 2023, 2.5% PHE FMAP Rate, 52.5% Total FMAP Rate
- October 1, 2023 – December 31, 2023, 1.5% PHE FMAP Rate, 51.5% Total FMAP Rate
- January 1, 2024, 0% PHE FMAP Rate, 50% Total FMAP Rate

The loss of the enhanced FMAP results in a reduction in federal funding that will shift to state and county shares.

Other Charges

- Other Charges recommended at \$54,535,158 represents an 11% (\$5,291,485) increase over the FY 2022-23 Adopted Budget based on current caseload, average grant projections, and CCR implementation.

Recommended funding includes:

- The FY 2023-24 Aid to Adoptions average monthly caseload of 3,108 represents a 1% (42 cases) increase over the FY 2022-23 Adopted Budget of 3,066 based on current caseloads trends. An average placement cost of \$1,433 represents a 7% (\$95) increase over the FY 2022-23 Adopted Budget of \$1,338 due to California Necessities Index (CNI) yearly increase estimated at the FY 2023-24 Adopted State Budget rate of 6.85%.

SUMMARY OF REVENUES

- Revenues are recommended at \$50,647,433 and represent a 12% (\$5,291,485) increase over the FY 2022-23 Adopted Budget based on projected caseload, average grant costs, and CCR implementation.

Aid to Refugees BUDGET 6615

	Actual 2021-22	Adopted 2022-23	Recommended 2023-24	Increase/ (Decrease)	
<u>FISCAL SUMMARY</u>					
<u>Appropriations</u>					
Other Charges	\$ 999,079	\$ 1,986,984	\$ 2,261,028	\$ 274,044	14%
Total Appropriations	\$ 999,079	\$ 1,986,984	\$ 2,261,028	\$ 274,044	14%
<u>Revenues</u>					
Miscellaneous Revenues	\$ 3,089	\$ 1,500	\$ 1,500	\$ -	-
Other Financing Sources	995,990	1,985,484	2,259,528	274,044	14%
Total Revenues	\$ 999,079	\$ 1,986,984	\$ 2,261,028	\$ 274,044	14%
<u>Net County Cost</u>	\$ -	\$ -	\$ -	\$ -	-

DSS – AID TO REFUGEES - 6615

FUNCTION

The Federal Refugee Cash Assistance (RCA) Program is administered by the Department of Social Services (DSS) and provides public assistance to refugees newly admitted to the United States. Assistance payments are intended to provide food, housing, and basic needs for individuals and families with no dependent children. Qualified applicants are eligible for a maximum of 12 months of benefits from their date of entry into the United States. The program is 100% federally funded with the Cash, Medical, and Administration Grant through the Office of Refugee Resettlement. Additionally, the State Cash Assistance Program for Immigrants (CAPI), authorized under Assembly Bill 2779 (Chapter 329, Statutes of 1998), is included under this budget. The CAPI program is 100% State reimbursed; however, DSS does receive Interim Assistance Reimbursement Program funds for individuals applying for Supplemental Security Income or State Supplemental Payment (SSI/SSP) program due to a physical or medical incapacity. Staffing for eligibility and payment processing services is provided through the DSS budget Org 5610.

OVERVIEW

The FY 2023-24 Recommended Budget of \$2,261,028 represents a 14% (\$274,044) increase over the FY 2022-23 Adopted Budget. Recommended appropriations for the CAPI program of \$1,440,513 represent a 10% (\$130,689) increase over the FY 2022-23 Adopted Budget based on actual caseload and an increase in the average grant. Recommended appropriations for the RCA Program of \$820,515 represent a 21% (\$143,355) increase over the FY 2022-23 Adopted Budget based on an increase in average grant. There is no Net County Cost (NCC) for these programs as all costs are offset with State and Federal funding.

SUMMARY OF CAO RECOMMENDATIONS

Significant Program Changes

The FY 2023-24 RCA average grant includes a 3.6% Maximum Aid Payment (MAP) increase effective October 1, 2023. The FY 2022-23 CAPI caseload trend has increased slightly and is anticipated to trend similarly in FY 2023-24. Additionally, the FY 2023-24 CAPI average grant includes a 3.2% increase in the SSI Cost of Living Allowance (COLA) and an 8.6% increase in the SSP average grant effective January 1, 2024, per State Budget actions.

Other charges

- Recommended appropriations of \$2,261,028 represent a 14% (\$274,044) increase over the FY 2022-23 Adopted Budget

Recommended funding includes:

- RCA cases budgeted at \$820,515 represent a 21% (\$143,355) increase over the FY 2022-23 Adopted Budget based on an average monthly caseload of 95 at an average grant of \$720.
- CAPI cases budgeted at \$1,440,513 represent a 10% (\$130,689) increase over the FY 2022-23 Adopted Budget based on an average monthly caseload of 103 at an average grant of \$1,161.

SUMMARY OF REVENUES

- Revenues are recommended at \$2,261,028 and represent a 14% (\$274,044) increase over the FY 2022-23 Adopted Budget, primarily due to State Budget actions increasing the monthly average grant in the RCA Program and CAPI.

CaIWORKS BUDGET 6310

	Actual 2021-22	Adopted 2022-23	Recommended 2023-24	Increase/ (Decrease)	
<u>FISCAL SUMMARY</u>					
<u>Appropriations</u>					
Other Charges	\$ 167,059,785	\$ 222,635,485	\$ 239,363,808	\$ 16,728,323	8%
Total Appropriations	\$ 167,059,785	\$ 222,635,485	\$ 239,363,808	\$ 16,728,323	8%
<u>Revenues</u>					
Miscellaneous Revenues	\$ 1,031,812	\$ 995,419	\$ 810,794	\$ (184,625)	-19%
Other Financing Sources	164,468,536	220,076,768	236,989,716	16,912,948	8%
Total Revenues	\$ 165,500,348	\$ 221,072,187	\$ 237,800,510	\$ 16,728,323	8%
<u>Net County Cost</u>	\$ 1,559,437	\$ 1,563,298	\$ 1,563,298	\$ -	-

DSS – CALWORKS - 6310

FUNCTION

The California Work Opportunity and Responsibility to Kids (CalWORKs) program is administered by the Department of Social Services (DSS) and provides cash assistance payments for families with dependent children. Assistance payments issued through this budget provide a temporary means of assisting families while also providing the training and educational support needed by the recipient to gain employment and become self-sufficient. Eligibility rules and grant levels are established by the California Department of Social Services. Under CalWORKs, non-exempt adult recipients must meet the CalWORKs Hourly Participation Requirements by participating in work activities for an average of 30 to 35 hours per week, or 20 hours per week if caring for a child under six. The majority of families receiving assistance through this program also qualify for Medi-Cal and CalFresh benefits. The State Safety Net Program, which provides cash assistance for children of adults who have reached their CalWORKs lifetime time-on-aid limit, is also included in this budget. Staffing for eligibility and payment processing services is provided under the DSS budget, Org 5610.

OVERVIEW

The FY 2023-24 Recommended Budget of \$239,363,808 represents an 8% (\$16,728,323) increase over the FY 2022-23 Adopted Budget based on a projected increase in CalWORKs caseload, a Maximum Aid Payment (MAP) grant increase, and an increase in the reissuance of CalWORKs cash benefits and CalFresh food assistance due to Electronic Benefit Transfer (EBT) theft through skimming. Revenues estimated at \$237,800,510 represent an 8% (\$16,728,323) increase over the FY 2022-23 Adopted Budget. The County share-of-cost for this program (\$3,120,358) is funded with 1991 Realignment revenues (\$1,557,060) and Net County Cost (\$1,563,298).

SUMMARY OF CAO RECOMMENDATIONS

Significant Program Changes

A grant increase of 3.6% for CalWORKs households will be effective October 1, 2023 and will be fully funded with the 1991 Realignment Child Poverty and Family Supplemental Support Subaccount, with no increase in County share of cost. Reissuance of CalWORKs cash benefits and CalFresh food assistance due to EBT theft by skimming increased in FY 2022-23, and it is anticipated to continue into FY 2023-24. Both CalWORKs and CalFresh EBT theft reissuances are 100% State funded.

Other Charges

- Other Charges recommended at \$239,363,808 represent an 8% (\$16,728,323) increase over the FY 2022-23 Adopted Budget based on average grant projections, caseload growth, and continued EBT theft reissuances. Recommended funding includes:
 - The FY 2023-24 CalWORKs estimated cases of 18,997 represent a 1.5% (298) decrease from a monthly average of 19,295 cases in the FY 2022-23 Adopted Budget based on current caseload trends. An average grant of \$970 per month for CalWORKs cases is projected for this fiscal year.

SUMMARY OF REVENUES

- Revenues are recommended at \$237,800,510 and represent an 8% (\$16,728,323) increase over the FY 2022-23 Adopted Budget based on an increase in expenditures due to an increase in caseload projections, estimated average grant per household, and CalWORKs cash benefit and CalFresh food assistance EBT theft reissuances. Significant changes by revenue sources are noted below.
 - Miscellaneous Revenues recommended at \$810,794, represent a 19% (\$184,625) decrease from the FY 2022-23 Adopted Budget primarily due to an anticipated reduction in welfare repayment/collections.
 - Federal and State Revenues recommended at \$93,389,722 represent an 84% (\$42,649,493) increase over the FY 2022-23 Adopted Budget primarily due to anticipating less 1991 Realignment Family Support revenues to offset the State's share of cost for CalWORKs assistance expenses.
 - 1991 Realignment Family Support Subaccount revenues, recommended at \$81,303,938, represent a 20% (\$20,084,836) decrease from the FY 2022-23 Adopted Budget, with anticipation that the State will redirect Family Support Subaccount funds to the CalWORKs Single Allocation in FY 2023-24, resulting in less 1991 Realignment Family Support Subaccount revenue to CalWORKs Org 6310. This is based on the FY 2022-23 trend.
 - 1991 Realignment CalWORKs Maintenance of Effort (MOE) revenues, recommended at \$60,738,996, represent a 9% (\$5,852,354) decrease from the FY 2022-23 Adopted Budget and is equal to the current 1991 Realignment CalWORKs MOE base amount provided by the State Controller's Office. The State will not distribute funds over the total base amount. Additional revenue will go into a separate growth account for future allocation and distribution.
 - 1991 Realignment Social Services revenues, recommended at \$1,557,060, represent a 15% (\$200,645) increase over the FY 2022-23 Adopted Budgeted due to a projected increase in caseloads.

Department of Children - Foster Care BUDGET 6410

	Actual 2021-22	Adopted 2022-23	Recommended 2023-24	Increase/ (Decrease)	
<u>FISCAL SUMMARY</u>					
<u>Appropriations</u>					
Other Charges	\$ 88,855,788	\$ 100,050,937	\$ 98,260,434	\$ (1,790,503)	-2%
Total Appropriations	\$ 88,855,788	\$ 100,050,937	\$ 98,260,434	\$ (1,790,503)	-2%
<u>Revenues</u>					
Miscellaneous Revenues	\$ 2,658,433	\$ 2,334,522	\$ 1,132,825	\$ (1,201,697)	-51%
Other Financing Sources	75,043,996	86,464,267	86,589,249	124,982	-
Intrafund Revenue	876,297	775,606	61,818	(713,788)	-92%
Total Revenues	\$ 78,578,726	\$ 89,574,395	\$ 87,783,892	\$ (1,790,503)	-2%
<u>Net County Cost</u>	\$ 10,277,062	\$ 10,476,542	\$ 10,476,542	\$ -	-

DSS – DEPENDENT CHILDREN-FOSTER CARE - 6410

FUNCTION

The Foster Care Assistance Payment program is administered by the Department of Social Services (DSS) and provides funding for food, housing, and basic needs for children placed in out-of-home care facilities. Such facilities include Foster Family Homes, Foster Family Agencies, and Short-Term Residential Therapeutic Program (STRTP). This budget includes funding for the Kinship Guardianship Assistance Program (Kin-GAP), which is intended to enhance family preservation and stability by promoting stable placements. Case management and placement services are provided through the DSS budget, Org 5610.

OVERVIEW

The FY 2023-24 Recommended Budget of \$98,260,434 represents a 2% (\$1,790,503) decrease from the FY 2022-23 Adopted Budget based on current year caseload trends, projected average placements costs, and continued implementation of the Statewide Continuum of Care Reform (CCR). Placement costs are established by State approved rates. Revenues recommended at \$87,783,892 represent a 2% (\$1,790,503) decrease from the FY 2022-23 Adopted Budget. The County share-of-cost (\$26,702,012) for this program is funded with available 1991 Realignment revenues (\$16,225,470) and Net Count Cost (\$10,476,542).

SUMMARY OF CAO RECOMMENDATIONS

Significant Program Changes

House Resolution (H.R.) 6021, the Families First Coronavirus Response Act (FFCRA) provides increased federal funding to states through a temporary 6.2 percentage increase in the Federal Medical Assistance Percentage (FMAP) for expenditures incurred on or after January 1, 2020. Due to the end of the Public Health Emergency (PHE) on March 31, 2023, the temporary PHE FMAP rate increase is set to phase out until the FMAP returns to the standard rate of 50% January 1, 2024, as follows:

- April 1, 2023 – June 30, 2023, 5% PHE FMAP Rate, 55% Total FMAP Rate
- July 1, 2023 – September 30, 2023, 2.5% PHE FMAP Rate, 52.5% Total FMAP Rate
- October 1, 2023 – December 31, 2023, 1.5% PHE FMAP Rate, 51.5% Total FMAP Rate
- January 1, 2024, 0% PHE FMAP Rate, 50% Total FMAP Rate

The loss of the enhanced FMAP results in a reduction in federal funding that will shift to State and County shares.

AB 1686 was signed into law by the Governor on September 29, 2022, requiring Child Welfare Agencies to presume that payment of child support costs extends children's time in foster care and imposes a barrier to the family's efforts to reunify. The County shall refrain from referring the case to the local Child Support Agency which impacts revenues previously used to offset placement costs.

Other Charges

- Other Charges recommended at \$98,260,434 represent a 2% (\$1,790,503) decrease from the FY 2022-23 Adopted Budget based on actual caseloads, average grant projections, and CCR implementation.

Recommended funding includes the following:

- The FY 2023-24 Foster Care caseload represents 2,883 average monthly cases, which is a decrease of 16% (530 cases) from the FY 2022-23 Adopted Budget based on current caseloads trends. The average placement cost of \$2,840 includes a California Necessities Index (CNI) yearly increase, estimated at the FY 2023-24 Adopted State Budget rate of 6.85%.

SUMMARY OF REVENUES

- Revenues are recommended at \$87,783,892 and represent a 2% (\$1,790,503) decrease from the FY 2022-23 Adopted Budget based on available 1991 Realignment Revenue, projected caseloads, average placement costs, and CCR implementation.
- Miscellaneous Revenues recommended at \$1,132,825 represent a 51% (\$1,201,697) decrease from the FY 2022-23 Adopted Budget due to current trends reflecting a decrease in Welfare Repayments and a decrease in Child Support collections due to AB 1686 restrictions to referrals to child support agencies.
- Intrafund Revenues recommended at \$61,818 represent a 92% (\$713,788) decrease from the FY 2022-23 Adopted Budget due to a decrease in current trends based on FY 2022-23 actual revenues from DSS Org 5610 related to private adoption agency reimbursements.

General Relief BUDGET 6645

	Actual 2021-22	Adopted 2022-23	Recommended 2023-24	Increase/ (Decrease)	
<u>FISCAL SUMMARY</u>					
<u>Appropriations</u>					
Other Charges	\$ 2,330,000	\$ 3,251,447	\$ 3,589,400	\$ 337,953	10%
Total Appropriations	\$ 2,330,000	\$ 3,251,447	\$ 3,589,400	\$ 337,953	10%
<u>Revenues</u>					
Charges For Services	\$ 653,392	\$ 677,454	\$ 692,065	\$ 14,611	2%
Miscellaneous Revenues	34,109	40,073	22,189	(17,884)	-45%
Total Revenues	\$ 687,501	\$ 717,527	\$ 714,254	\$ (3,273)	-
<u>Net County Cost</u>	\$ 1,642,499	\$ 2,533,920	\$ 2,875,146	\$ 341,226	13%

DSS – GENERAL RELIEF - 6645

FUNCTION

The General Relief (GR) program is administered by the Department of Social Services (DSS) and provides emergency assistance to needy individuals who are not eligible for other assistance programs but meet eligibility requirements established under the provision of the GR resolution adopted by the Board of Supervisors in accordance with Welfare and Institutions Code (W&I) Sections 17000-17409 on June 29, 1971. GR is granted to eligible persons who are either unemployed (and employable) or incapacitated. Employable recipients are prohibited from receiving aid for more than three months in any 12-month period and must be available for and seeking employment during the eligibility period. Incapacitated recipients with a physical or mental condition must participate in a medical or mental health evaluation as a condition of eligibility and must provide medical evidence verifying the incapacity is expected to last for at least a 30-day duration. If the condition is expected to last 12 months or longer, the recipient is required to apply for Supplemental Security Income/State Supplementary Payment (SSI/SSP). Though the GR Program is 100% Net County Cost (NCC), the County will receive reimbursement through the SSI Interim Assistance Reimbursement (IAR) Program for GR assistance paid while SSI/SSP was pending. Staffing for eligibility and payment processing services is provided through the DSS budget Org 5610.

OVERVIEW

The FY 2023-24 Recommended Budget of \$3,589,400 represents a 10% (\$337,953) increase over the FY 2022-23 Adopted Budget based on FY 2022-23 General Relief caseload trends and average grant projections. Revenues recommended at \$714,254 represent a less than 1% (\$3,273) decrease from the FY 2022-23 Adopted Budget due to a decrease in Welfare Repayment Collections. Net County Cost recommended at \$2,875,146 represents a 13% (\$341,226) increase over the FY 2022-23 Adopted Budget.

Other Charges

- Other Charges recommended at of \$3,589,400 represent a 10% (\$337,953) increase over the FY 2022-23 Adopted Budget based on caseload and average grant projections.

Recommended funding includes:

- The FY 2023-24 General Relief caseload of 1,150 represents a 1% (6 cases) decrease from the monthly average of 1,156 cases in the FY 2022-23 Adopted Budget. An average grant of \$245 per month for General Relief cases is projected for this budget.

SUMMARY OF REVENUES

- Revenues are recommended at \$714,254 and represent a less than 1% (\$3,273) decrease from the FY 2022-23 Adopted Budget based on current year caseload projections and estimated average grant per household.

PENDING FACTORS

The GR caseloads in FY 2018-19, prior to the COVID-19 public health emergency, averaged at 2,908 per month. Over the last three fiscal years, caseloads have decreased to a low of 918 cases in FY 2021-22; however, by the end of FY 2022-23 cases began to increase resulting in an average caseload of 1,019 cases in FY 2022-23 and a projected 1,150 cases in FY 2023-24.

Should caseloads increase beyond projected levels for FY 2023-24, the Department will request a budget adjustment.

The General Relief Program requires a minimum standard aid amount of \$342, which is 62% of the 1991 Federal Poverty Level of \$551.66. Per WIC 17000.5 the Board of Supervisors may adjust the standard of aid in any amount equal to any adjustment provided under Chapter 2 Part 3 for establishing a maximum aid level. Chapter 2, Part 3 Section 11450.01 specifies a 4.5% reduction to the minimum standard aid amount of \$342. The adjusted General Relief minimum standard aid should reflect a monthly grant amount at \$327 per month per single Adult. An item will be brought to the Board to adjust the monthly grant from \$245 to \$327 at a later date.

In Home Supportive Services BUDGET 6420

	Actual 2021-22	Adopted 2022-23	Recommended 2023-24	Increase/ (Decrease)	
<u>FISCAL SUMMARY</u>					
<u>Appropriations</u>					
Other Charges	\$ 76,834,191	\$ 81,419,980	\$ 87,539,027	\$ 6,119,047	8%
Total Appropriations	\$ 76,834,191	\$ 81,419,980	\$ 87,539,027	\$ 6,119,047	8%
<u>Revenues</u>					
Miscellaneous Revenues	\$ 697	\$ -	\$ -	\$ -	-
Other Financing Sources	68,776,220	72,813,706	78,932,753	6,119,047	8%
Total Revenues	\$ 68,776,917	\$ 72,813,706	\$ 78,932,753	\$ 6,119,047	8%
<u>Net County Cost</u>	\$ 8,057,274	\$ 8,606,274	\$ 8,606,274	\$ -	-

DSS – IN HOME SUPPORTIVE SERVICES - 6420

FUNCTION

The In-Home Supportive Services (IHSS) program is administered by the Department of Social Services (DSS) and provides in-home services to eligible aged, blind, or disabled individuals as an alternative to out-of-home care. IHSS recipients are unable to perform certain activities themselves and are unable to remain safely in their own homes unless such services are available. This may include meal preparation, laundry, heavy cleaning, non-medical personal services, transportation, and protective supervision. Services are rendered by IHSS providers who are hired and employed by the IHSS recipients. The IHSS Public Authority serves as the 'employer of record' for providers and participates in union contract negotiations. IHSS Public Authority costs are budgeted in the DSS budget, Org 5611. This budget represents the total IHSS provider health benefit costs and the County share of providers' salaries, payroll taxes, worker's compensation, and Case Management Information and Payroll System (CMIPS) charges. Staff support for program eligibility services is provided through the DSS budget, Org 5610.

OVERVIEW

The FY 2023-24 Recommended Budget of \$87,539,027 represents an 8% (\$6,119,047) increase over the FY 2022-23 Adopted Budget based on current year caseload trends and the annual 4% state-mandated increase to the Maintenance-of-Effort (MOE). The County share-of-cost (\$54,324,190) is offset by 1991 Realignment of \$45,717,916 and Net County Cost of \$8,606,274.

SUMMARY OF CAO RECOMMENDATIONS

Other Charges

Other Charges recommended at \$87,539,027 represent an 8% (\$6,119,047) increase over the FY 2022-23 Adopted Budget based on projected monthly health benefit costs paid and a 4% inflation to the IHSS MOE.

Recommended funding includes:

IHSS MOE recommended at \$54,324,190 includes a 4% (\$2,089,392) inflation factor over the final FY 2022-23 MOE (\$52,234,798).

SUMMARY OF REVENUES

- Revenues are recommended at \$78,932,753 and represent an 8% (\$6,119,047) increase over the FY 2022-23 Adopted Budget due to State and Federal offsetting revenues and estimated available 1991 Realignment.

IHSS - Public Authority BUDGET 5611

	Actual 2021-22	Adopted 2022-23	Recommended 2023-24	Increase/ (Decrease)	
<u>FISCAL SUMMARY</u>					
<u>Appropriations</u>					
Salaries and Benefits	\$ 894,346	\$ 1,073,727	\$ 1,101,001	\$ 27,274	3%
Services and Supplies	1,065,699	1,237,902	1,309,260	71,358	6%
Total Appropriations	\$ 1,960,045	\$ 2,311,629	\$ 2,410,261	\$ 98,632	4%
<u>Revenues</u>					
Miscellaneous Revenues	\$ 74	\$ -	\$ -	\$ -	-
Other Financing Sources	1,463,391	1,649,098	1,719,696	70,598	4%
Intrafund Revenue	496,216	557,923	585,957	28,034	5%
Total Revenues	\$ 1,959,681	\$ 2,207,021	\$ 2,305,653	\$ 98,632	4%
<u>Net County Cost</u>	\$ 364	\$ 104,608	\$ 104,608	\$ -	-
	Budgeted 2021-22	Current 2022-23	Recommended 2023-24	Increase/ (Decrease)	
Position Summary	12	12	12	-	

DSS – IHSS – PUBLIC AUTHORITY - 5611

FUNCTION

The In-Home Supportive Services Public Authority (Public Authority) is the employer of record for the In-Home Supportive Services (IHSS) homecare providers for the purpose of negotiating wages, benefits and working conditions with the local union. The Public Authority operates the Provider Registry, which assists IHSS recipients with finding homecare providers, as well as training and assisting providers in finding work. Registry Services also include but are not limited to: IHSS provider recruitment and screening; an initial background check; tracking Department of Justice fingerprint scanning; a review of monthly background checks for as long as a provider remains on the Registry; and maintaining a registry of available providers accessible to IHSS recipients. The Public Authority also enrolls and provides all providers, including those who are non-registry providers, with state-mandated training, as well as recipient and provider support services.

OVERVIEW

The FY 2023-24 Recommended Budget of \$2,410,261 represents a 4% (\$98,632) increase over the FY 2022-23 Adopted Budget. Revenues recommended at \$2,305,653 represent a 4% (\$98,632) increase over the FY 2022-23 Adopted Budget. Net County Cost is recommended at \$104,608 and represents no change from the FY 2022-23 Adopted Budget. Staffing is recommended at the current level of 12 positions. No Salary Savings have been used in calculating Regular Salaries.

SUMMARY OF CAO RECOMMENDATIONS

Salaries and Benefits

- Salaries and Benefits recommended at \$1,101,001 represent a 3% (\$27,274) increase over the FY 2022-23 Adopted Budget primarily due to annual step increases for staff. Total staffing is recommended at 12 positions and represents no change from the FY 2022-23 staffing level.

Services and Supplies

- Services and Supplies recommended at \$1,309,260 represent a 6% (\$71,358) increase over the FY 2022-23 Adopted Budget due primarily to an increase in general liability insurance costs as well as an increase in services provided by County Counsel.

SUMMARY OF REVENUES

- Revenues are recommended at \$2,305,653 and represent a 4% (\$98,632) increase over the FY 2022-23 Adopted Budget due to an increase in Intrafund Revenue based on IHSS Enrollment workload charges, which is reimbursable from the Department of Social Services Org 5610.

IHSS - Public Authority - 5611

REGULAR SALARIES
BUDGETED POSITIONS
RECOMMENDED

JCN	TITLE	BAND/ RANGE	POSITIONS		RECOMMENDED SALARIES
			CURRENT	RECOMMENDED	
1907	Job Specialist III	2,063	2	2	\$130,364
1930	Social Work Supervisor	2,710	1	1	75,760
1931	Social Work Practitioner	2,457	1	1	69,837
3080	Office Assistant II	1,485	5	5	221,876
3110	Office Assistant I	1,349	2	2	76,274
3620	Program Technician I	1,534	1	1	45,959
Subtotal			12	12	\$620,070
	Bilingual Pay				3,900
TOTAL REGULAR SALARIES					\$ 623,970

Veterans' Service Office BUDGET 7110

	Actual 2021-22	Adopted 2022-23	Recommended 2023-24	Increase/ (Decrease)	
<u>FISCAL SUMMARY</u>					
<u>Appropriations</u>					
Salaries and Benefits	\$ 674,738	\$ 683,746	\$ 774,168	\$ 90,422	13%
Services and Supplies	138,770	155,743	181,345	25,602	16%
Total Appropriations	\$ 813,508	\$ 839,489	\$ 955,513	\$ 116,024	14%
<u>Revenues</u>					
Intergovernment Rev - State	\$ 297,331	\$ 290,000	\$ 227,532	\$ (62,468)	-22%
Miscellaneous Revenues	14	-	-	-	-
Other Financing Sources	41,223	161,679	121,643	(40,036)	-25%
Intrafund Revenue	306,754	219,810	415,324	195,514	89%
Total Revenues	\$ 645,322	\$ 671,489	\$ 764,499	\$ 93,010	14%
Net County Cost	\$ 168,186	\$ 168,000	\$ 191,014	\$ 23,014	14%
<u>Position Summary</u>					
	Budgeted 2021-22	Current 2022-23	Recommended 2023-24	Increase/ (Decrease)	
Position Summary	7	7	9	2	

DSS – VETERANS SERVICE OFFICE - 7110

FUNCTION

The Veterans Service Office (VSO) assists veterans, their spouses, widows, and dependents in applying for Federal and State benefits through the California Department of Veterans Affairs (CDVA). The VSO aids in filing applications and claims for the following benefits: pensions, compensations, education, medical, insurance, burials, headstones, and discharge upgrades. The VSO also makes referrals to other agencies as needed for services that are not offered by the Veterans Administration.

OVERVIEW

The FY 2023-24 Recommended Budget of \$955,513 represents a 14% (\$116,024) increase over the FY 2022-23 Adopted Budget primarily due to the addition of two positions. Revenues recommended at \$764,499 represent a 14% (\$93,010) increase over the FY 2022-23 Adopted Budget. Net County Cost (NCC), recommended at \$191,014, represents a 14% (\$23,014) increase over the FY 2022-23 Adopted Budget and represents the net County contribution for veterans' services. The FY 2023-24 Recommended Budget includes funding for nine positions, an increase of two positions over FY 2022-23 Adopted Budget. Salary Savings has not been included in the Recommended Budget. Per the Military and Veterans Code, section 972 (b), compensation of VSO staff is the County's responsibility; however, the County has been able to utilize State and other sources of funding to cover approximately 80% of veterans service expenditures.

SUMMARY OF CAO RECOMMENDATIONS

Salaries and Benefits

- Salaries and Benefits recommended at \$774,168 represent a 13% (\$90,422) increase over the FY 2022-23 Adopted Budget primarily due to the addition of two Veteran Service Representative I positions. Total staffing is recommended at nine positions and represents an increase of two positions over the FY 2022-23 staffing level.

Services and Supplies

- Services and Supplies recommended at \$181,345 represent a 16% (\$25,602) increase over the FY 2022-23 Adopted Budget primarily due to funding for office furnishings associated with adding two positions. In addition, there is an increase in funding for in-person training which can be resumed now that the COVID-19 Public Health Emergency has been lifted.

SUMMARY OF REVENUES

- Revenues are recommended at \$764,499 and represent a 14% (\$93,010) increase over the FY 2022-23 Adopted Budget.

Recommended funding includes:

- Intrafund Revenue recommended at \$415,324 represents an 89% (\$195,514) increase over the FY 2022-23 Adopted Budget primarily due an increase in staffing, which will increase the time spent assisting veterans with Medi-Cal applications.

Veterans' Service Office - 7110

REGULAR SALARIES
BUDGETED POSITIONS
RECOMMENDED

JCN	TITLE	BAND/ RANGE	POSITIONS		RECOMMENDED
			CURRENT	RECOMMENDED	SALARIES
2233	Veterans' Services Officer	E	1	1	\$94,432
3080	Office Assistant II	1,485	1	1	43,657
3110	Office Assistant I	1,349	1	1	35,955
3628	Veterans Svs Representative I	1,520		2	56,092
3629	Veterans Svs Representative II	1,698	4	4	209,433
Subtotal			7	9	\$439,569
TOTAL REGULAR SALARIES					\$ 439,569

RECOMMENDED POSITIONS TO ADD (Effective October 16, 2023)

JCN	TITLE	BAND/ RANGE	POSITIONS	SALARIES
3628	Veterans Svs Representative I	1,520	2	\$ 56,092
Cost of Positions Recommended to Add			2	\$ 56,092





Juvenile Justice Campus BUDGET 8830

	Actual 2021-22	Adopted 2022-23	Recommended 2023-24	Increase/ (Decrease)	
<u>FISCAL SUMMARY</u>					
<u>Appropriations</u>					
Other Financing Uses	\$ -	\$ 1,200,000	\$ 1,600,000	\$ 400,000	33%
Total Appropriations	\$ -	\$ 1,200,000	\$ 1,600,000	\$ 400,000	33%
<u>Revenues</u>					
Revenue From Use of Money & Property	\$ 32,452	\$ -	\$ -	\$ -	-
Total Revenues	\$ 32,452	\$ -	\$ -	\$ -	-
<u>Revenues(Over)/Under Expenses</u>	\$ (32,452)	\$ 1,200,000	\$ 1,600,000	\$ 400,000	33%
Increase/(Decrease) in Fund Balance	32,452	(1,200,000)	(1,600,000)	(400,000)	33%
<u>Budgetary Balance</u>	-	-	-	-	-

CAPITAL PROJECTS – JUVENILE JUSTICE CAMPUS - 8830

FUNCTION

The Public Works and Planning Department administers the Juvenile Justice Campus (JJC) Capital Project Fund, which contains the financing for capital improvement costs for the JJC.

OVERVIEW

The FY 2023-24 Recommended Budget of \$1,600,000 is for funding security improvements at the JJC.

SUMMARY OF CAO RECOMMENDATIONS

Other Financing Uses

- Account 7910 Operating Transfers Out recommended at \$1,600,000 is for security improvements at the JJC.

SUMMARY OF REVENUES

- Revenues are recommended at \$0 and represent no change from the FY 2022-23 Adopted Budget.
 - Estimated Beginning Fund Balance on July 1, 2023 is \$2,456,754.
 - Fund balance of \$1,600,000 will be required to balance the FY 2023-24 Recommended Budget.
 - Estimated Ending Fund Balance on June 30, 2024 is \$856,754.

State SB 1022 (WAJ)
BUDGET 8845

	Actual 2021-22	Adopted 2022-23	Recommended 2023-24	Increase/ (Decrease)	
	<u> </u>	<u> </u>	<u> </u>	<u> </u>	
<u>FISCAL SUMMARY</u>					
<u>Appropriations</u>					
Capital Assets	\$ 4,107,876	\$ 616,250	\$ -	\$ (616,250)	-100%
Total Appropriations	<u>\$ 4,107,876</u>	<u>\$ 616,250</u>	<u>\$ -</u>	<u>\$ (616,250)</u>	-100%
<u>Revenues</u>					
Revenue From Use of Money & Property	\$ (93,058)	\$ -	\$ -	\$ -	-
Intergovernment Rev - State	6,111,814	-	-	-	-
Total Revenues	<u>\$ 6,018,756</u>	<u>\$ -</u>	<u>\$ -</u>	<u>\$ -</u>	-
<u>Revenues(Over)/Under Expenses</u>	<u>\$ (1,910,881)</u>	<u>\$ 616,250</u>	<u>\$ -</u>	<u>\$ (616,250)</u>	-100%
Increase/(Decrease) in Fund Balance	<u>1,910,881</u>	<u>(616,250)</u>	<u>-</u>	<u>616,250</u>	-100%
<u>Budgetary Balance</u>	<u>-</u>	<u>-</u>	<u>-</u>	<u>-</u>	-

Leasehold Improvements (WAJ) BUDGET 8846

	Actual 2021-22	Adopted 2022-23	Recommended 2023-24	Increase/ (Decrease)	
<u>FISCAL SUMMARY</u>					
<u>Appropriations</u>					
Capital Assets	\$ 573,333	\$ 1,984,013	\$ 1,046,585	\$ (937,428)	-47%
Total Appropriations	\$ 573,333	\$ 1,984,013	\$ 1,046,585	\$ (937,428)	-47%
<u>Revenues</u>					
Revenue From Use of Money & Property	\$ 5,340	\$ -	\$ -	\$ -	-
Other Financing Sources	-	-	1,440,324	1,440,324	-
Total Revenues	\$ 5,340	\$ -	\$ 1,440,324	\$ 1,440,324	-
<u>Revenues(Over)/Under Expenses</u>	\$ 567,994	\$ 1,984,013	\$ (393,739)	\$ (2,377,752)	-120%
Increase/(Decrease) in Fund Balance	(567,994)	(1,984,013)	393,739	2,377,752	-120%
<u>Budgetary Balance</u>	-	-	-	-	-

Central Plant/Tunnel (WAJ) BUDGET 8847

	Actual 2021-22	Adopted 2022-23	Recommended 2023-24	Increase/ (Decrease)	
<u>FISCAL SUMMARY</u>					
<u>Appropriations</u>					
Other Financing Uses	\$ -	\$ -	\$ 1,434,324	\$ 1,434,324	-
Capital Assets	2,886	37,114	4,000	(33,114)	-89%
Total Appropriations	\$ 2,886	\$ 37,114	\$ 1,438,324	\$ 1,401,210	3,775%
<u>Revenues</u>					
Revenue From Use of Money & Property	\$ 18,931	\$ -	\$ -	\$ -	-
Total Revenues	\$ 18,931	\$ -	\$ -	\$ -	-
<u>Revenues(Over)/Under Expenses</u>	\$ (16,044)	\$ 37,114	\$ 1,438,324	\$ 1,401,210	3,775%
Increase/(Decrease) in Fund Balance	16,044	(37,114)	(1,438,324)	(1,401,210)	3,775%
<u>Budgetary Balance</u>	-	-	-	-	-

Intangibles (WAJ) BUDGET 8848

	Actual 2021-22	Adopted 2022-23	Recommended 2023-24	Increase/ (Decrease)	
<u>FISCAL SUMMARY</u>					
<u>Appropriations</u>					
Other Financing Uses	\$ -	\$ 342,551	\$ 6,000	\$ (336,551)	-98%
Total Appropriations	\$ -	\$ 342,551	\$ 6,000	\$ (336,551)	-98%
<u>Revenues</u>					
Revenue From Use of Money & Property	\$ 4,581	\$ -	\$ -	\$ -	-
Total Revenues	\$ 4,581	\$ -	\$ -	\$ -	-
<u>Revenues(Over)/Under Expenses</u>	\$ (4,581)	\$ 342,551	\$ 6,000	\$ (336,551)	-98%
Increase/(Decrease) in Fund Balance	4,581	(342,551)	(6,000)	336,551	-98%
<u>Budgetary Balance</u>	-	-	-	-	-

Non-Capitalized Expend (WAJ) BUDGET 8849

	Actual 2021-22	Adopted 2022-23	Recommended 2023-24	Increase/ (Decrease)	
<u>FISCAL SUMMARY</u>					
<u>Appropriations</u>					
Capital Assets	\$ 475,121	\$ 396,902	\$ 1,393,475	\$ 996,573	251%
Total Appropriations	\$ 475,121	\$ 396,902	\$ 1,393,475	\$ 996,573	251%
<u>Revenues</u>					
Revenue From Use of Money & Property	\$ 2,857	\$ -	\$ -	\$ -	-
Total Revenues	\$ 2,857	\$ -	\$ -	\$ -	-
<u>Revenues(Over)/Under Expenses</u>	\$ 472,264	\$ 396,902	\$ 1,393,475	\$ 996,573	251%
Increase/(Decrease) in Fund Balance	(472,264)	(396,902)	(1,393,475)	(996,573)	251%
<u>Budgetary Balance</u>	-	-	-	-	-

CAPITAL PROJECTS – WEST ANNEX JAIL PROJECT - 8845-8849

FUNCTION

The West Annex Jail Project Capital Projects Fund segregates funding related to construction of the West Annex Jail (WAJ). The WAJ will be a 300-bed facility located in downtown Fresno and will replace the dated South Annex Jail. With the adoption of the FY 2023-24 Recommended Budget, the total project budget is estimated at \$106,999,434, which includes \$2,549,529 in contingencies. The project funds consist of SB 1022 financing of \$79,194,000 and County funds (including the County's 10% match) of \$22,935,329. The funds are in five separate budgets (Orgs 8845--8849), which provide an accounting structure that segregates the different expenditure types and will facilitate project tracking and monitoring.

OVERVIEW

The FY 2023-24 Recommended Budget of \$3,878,384 (Not including WAJ Intangibles Org 8848) is being re-budgeted and represents the remaining unspent appropriations from prior years and it also includes the transferring of funds within the WAJ Orgs for accounting purposes. A general contractor was selected through a competitive bidding process on November 14, 2017. The WAJ construction project began in January 2018 and is expected to be completed by end of 2023. The Sheriff's equipment procurement commenced in FY 2020-21. As of June 2023, the project costs spent have totaled \$103,121,050.

West Annex Jail (SB 1022) – Org 8845 was created to account for and monitor WAJ costs that are reimbursed by SB 1022 financing. The State has entered into SB 1022 financing agreements with the County, which occurred in early 2018.

Leasehold Improvements (WAJ) – Org 8846 was created to account for and monitor the leasehold improvements or upgrades to the leased property contributed by the County to the WAJ. The WAJ is being constructed on land owned by the County (lessor) and leased to the State of California (lessee). Leasehold improvements qualify as an eligible use of 2006 Tobacco Securitization Bond (Tobacco) proceeds. The costs of the Leasehold Improvements are included as part of the County's match. The appropriations recommended in this Org are being funded out of available contingencies. There is a total of \$1,049,529 available in contingencies.

Central Plant/Tunnel (WAJ) – Org 8847 was created to account for and monitor the improvements to the County-owned Jail Central Plant (Plant) that will expand its capacity to provide additional cooling and heating to the WAJ while maintaining the current level of service to the Main Jail. The Plant is a County-owned asset therefore improvements to enhance its capacity qualify as a capital expenditure and an eligible use of Tobacco proceeds, with the potential exception of Off-Site improvement costs. The cost of the Plant is included as part of the County's match.

Intangibles (WAJ) – Org 8848 was created to account for and monitor off-site improvements. The Auditor-Controller/Treasurer-Tax Collector (AC/TTC) has preliminarily determined that the expenditures for right-of-way and easement improvements are required to be separately classified as Intangible Assets, rather than as part of the WAJ improvements, and not capitalized based on the capitalization threshold for Intangible Assets. Due to the detailed documentation required to ensure the work performed and costs incurred are being tracked, this budget was created. Depending on the actual work and costs incurred, the final determination of the capitalization of the costs are made by the AC/TTC when reimbursement for costs are submitted to the State.

Non-Capitalized Expenditures (WAJ) – Org 8849 was created to account for and monitor all costs determined not to be eligible for 2006 Tobacco proceeds or for SB 1022 financing and

serves as a contingency fund. To date, the AC/TTC has determined that \$704,740 in costs are ineligible. These costs are offset with \$1,500,000 in contingency funds.

Jail Improvements BUDGET 8852

	Actual 2021-22	Adopted 2022-23	Recommended 2023-24	Increase/ (Decrease)	
<u>FISCAL SUMMARY</u>					
<u>Appropriations</u>					
Capital Assets	\$ 566,899	\$ 8,850,237	\$ 9,631,246	\$ 781,009	9%
Total Appropriations	\$ 566,899	\$ 8,850,237	\$ 9,631,246	\$ 781,009	9%
<u>Revenues</u>					
Revenue From Use of Money & Property	\$ -	\$ 1,000	\$ -	\$ (1,000)	-100%
Other Financing Sources	154,823	3,500,000	3,600,000	100,000	3%
Total Revenues	\$ 154,823	\$ 3,501,000	\$ 3,600,000	\$ 99,000	3%
<u>Revenues(Over)/Under Expenses</u>	\$ 412,076	\$ 5,349,237	\$ 6,031,246	\$ 682,009	13%
Increase/(Decrease) in Fund Balance	(412,076)	(5,349,237)	(6,031,246)	(682,009)	13%
<u>Budgetary Balance</u>	-	-	-	-	-

CAPITAL PROJECTS – JAIL IMPROVEMENTS - 8852

FUNCTION

The Public Works and Planning Department administers the Jail Improvements Capital Projects Fund, which contains funds for necessary jail facility improvements including those agreed to in the Quentin Hall settlement.

OVERVIEW

The FY 2023-24 Recommended Budget of \$9,631,246 includes funding for ADA compliance projects at the Main Jail, Sheriff Dispatch Relocation at Hamilton Yard, and renovation of the Jail Infirmary.

SUMMARY OF CAO RECOMMENDATIONS

Capital Assets

- The FY 2023-24 Recommended Budget of \$9,631,246 represents a 9% (\$781,009) increase over the FY 22-23 Adopted Budget.

Recommended funding includes:

Main Jail.....\$3,731,219 ...Detention Modifications.....Program Number 90999

Jail Infirmary\$3,300,027Improvement Projects.....Program Number 91686

Sheriff Hamilton Yard.....\$2,600,000Improvement Projects.....Program Number 91685

SUMMARY OF REVENUES

- Revenues are recommended at \$3,600,000 and represents the transfer of \$3,600,000 from the Interest and Miscellaneous Expenditures Org 2540 to fund the Sheriff Dispatch Relocation at Hamilton Yard project and additional ADA improvements in the jail facilities.
 - Estimated Beginning Fund Balance on July 1, 2023 is \$6,031,246.
 - Use of Fund Balance in the amount of \$6,031,246 will be required to balance the FY 2023-24 Recommended Budget.
 - Estimated Ending Fund Balance on June 30, 2024 is \$0.

Sheriff'S Area 2 Substation BUDGET 8853

	Actual 2021-22	Adopted 2022-23	Recommended 2023-24	Increase/ (Decrease)	
<u>FISCAL SUMMARY</u>					
<u>Appropriations</u>					
Capital Assets	\$ 6,078,061	\$ 10,892,803	\$ 7,723,939	\$ (3,168,864)	-29%
Total Appropriations	\$ 6,078,061	\$ 10,892,803	\$ 7,723,939	\$ (3,168,864)	-29%
<u>Revenues</u>					
Other Financing Sources	\$ 4,477,828	\$ 780,186	\$ -	\$ (780,186)	-100%
Total Revenues	\$ 4,477,828	\$ 780,186	\$ -	\$ (780,186)	-100%
<u>Revenues(Over)/Under Expenses</u>	\$ 1,600,233	\$ 10,112,617	\$ 7,723,939	\$ (2,388,678)	-24%
Increase/(Decrease) in Fund Balance	(1,600,233)	(10,112,617)	(7,723,939)	2,388,678	-24%
<u>Budgetary Balance</u>	-	-	-	-	-

CAPITAL PROJECTS – SHERIFF’S AREA 2 SUBSTATION - 8853

FUNCTION

The Public Works and Planning Department administers the Sheriff’s Area 2 Substation Improvements Capital Projects Fund, which contains monies for architecture, professional services, and construction of the new Sheriff’s Area 2 substation in the Southeastern area of the County.

OVERVIEW

On October 9, 2018, the Board approved the purchase of 6.5 acres of land located at the Southwest corner of Harvey and Armstrong. The project consists of 22,700 square foot Sheriff Substation building; 35,520 square foot secure vehicle and evidence storage building; furniture, fixtures and equipment; network, and communication operating systems; planned solar covered parking lot; and EV charging stations.

Upon completion/acceptance of the above project (Phase I), Phase II will be initiated which includes a data center, emergency generator, and shade canopies with lighting. These elements were added after completion of the Phase I project scope for Bid/contract.

The projected completion date for Phase I is Fall of 2023 and Phase II is Summer of 2024.

SUMMARY OF CAO RECOMMENDATIONS

Capital Assets

- The FY 2023-24 Recommended Budget of \$7,723,939 represents a 29% (\$3,168,864) decrease from the FY 2022-23 Adopted Budget due to the continuation of construction.

Recommended funding includes:

Area 2 Substation\$7,723,939.....Construction/Architect.....Program Number 91285

SUMMARY OF REVENUES

- Revenues recommended at \$0 for FY 2023-24.
 - Estimated Beginning Fund Balance on July 1, 2023 is \$7,942,733.
 - Fund Balance of \$7,723,939 will be required to balance the FY 2023-24 Recommended Budget.
 - Estimated Ending Fund Balance on June 30, 2024 is \$218,794.

Animal Control Facility BUDGET 8855

	Actual 2021-22	Adopted 2022-23	Recommended 2023-24	Increase/ (Decrease)	
<u>FISCAL SUMMARY</u>					
<u>Appropriations</u>					
Other Financing Uses	\$ -	\$ -	\$ 17,891	\$ 17,891	-
Capital Assets	4,439,793	249,993	1,000	(248,993)	-100%
Total Appropriations	\$ 4,439,793	\$ 249,993	\$ 18,891	\$ (231,102)	-92%
<u>Revenues</u>					
<u>Revenues(Over)/Under Expenses</u>	\$ 4,439,793	\$ 249,993	\$ 18,891	\$ (231,102)	-92%
Increase/(Decrease) in Fund Balance	(4,439,793)	(249,993)	(18,891)	231,102	-92%
<u>Budgetary Balance</u>	-	-	-	-	-

CAPITAL PROJECTS – ANIMAL CONTROL FACILITY - 8855

FUNCTION

The Public Works and Planning Department administers the Animal Control Facility Capital Project Fund, which contains funding for the purchase of land and construction of the facility. The County is authorized and required by Food and Agricultural Code, Sections 31105, 31106, Penal Code, Section 597f, and Fresno County Ordinance Code, Chapter 9.04 to provide animal control, sheltermaster, shelter, and emergency veterinary services for animals from the unincorporated areas of the County. The County is also required to enforce the dog licensing and control ordinance in Chapter 9.04 of the Ordinance Code and the laws of the State of California pertaining to animal control.

OVERVIEW

The Animal Control Facility was completed in FY 2021-22 and the facility became operational in March 2022. The facility is operated by a contractor who is responsible for operating the shelter, field and adoption services, animal rescue coordination, and veterinary care for injured animals found without an owner.

SUMMARY OF CAO RECOMMENDATIONS

Other Financing Uses

- Account 7910 Operating Transfers Out recommended at \$17,891 represents the transfer of a PG&E refund and interest to the Department of Public Health.

Capital Assets

- The FY 2023-24 Recommended Budget of \$1,000 represents the remaining cash balance to address any functionality issues identified at the facility.

Recommended funding includes:

Animal Control Facility\$1,000.....Construction.....Program Number 91287

SUMMARY OF REVENUES

- Revenues are recommended at \$0, the same as the FY 2022-23 Adopted Budget.
 - Estimated Beginning Fund Balance on July 1, 2023 is \$18,891.
 - Fund Balance of \$18,891 will be required to balance the FY 2023-24 Recommended Budget.
 - Estimated Ending Fund Balance on June 30, 2024 is \$0.

AG Capital Projects And Maint. BUDGET 8857

	Actual 2021-22	Adopted 2022-23	Recommended 2023-24	Increase/ (Decrease)	
<u>FISCAL SUMMARY</u>					
<u>Appropriations</u>					
Services and Supplies	\$ -	\$ 4,000,000	\$ 3,956,160	\$ (43,840)	-1%
Total Appropriations	\$ -	\$ 4,000,000	\$ 3,956,160	\$ (43,840)	-1%
<u>Revenues</u>					
Other Financing Sources	\$ 10,000,000	\$ 8,000,000	\$ 9,700,000	\$ 1,700,000	21%
Total Revenues	\$ 10,000,000	\$ 8,000,000	\$ 9,700,000	\$ 1,700,000	21%
<u>Revenues(Over)/Under Expenses</u>	\$ (10,000,000)	\$ (4,000,000)	\$ (5,743,840)	\$ (1,743,840)	44%
Increase/(Decrease) in Fund Balance	10,000,000	4,000,000	5,743,840	1,743,840	44%
<u>Budgetary Balance</u>	-	-	-	-	-

AGRICULTURE CAPITAL PROJECTS – 8857

FUNCTION

The Public Works and Planning Department administers the Department of the Agriculture Commissioner - Sealer of Weights and Measures capital projects. This Fund is used to fund capital projects associated with this Department including the design and construction of new building to meet the needs of the Department.

OVERVIEW

The Fund includes the costs for the design and construction of a new Agricultural Commissioner - Sealer of Weights and Measures Building.

SUMMARY OF CAO RECOMMENDATIONS

Services and Supplies

- Services and Supplies recommended at \$3,956,160 provides funding for design and architectural services to meet the goal of providing a new Agricultural Commissioner - Weights and Measures Building.

SUMMARY OF REVENUES

- Revenues are recommended at \$9,700,000 and represent a 21% (\$1,700,000) increase over the FY2022-23 Adopted Budget.
 - Estimated Fund Balance on July 1, 2023 is \$25,301,919.
 - Fund Balance increase of \$5,743,840 is projected for FY 2023-24
 - Estimated Ending Fund Balance on June 30, 2024 is \$31,045,759.

Hall Of Records Improvements BUDGET 8861

	Actual 2021-22	Adopted 2022-23	Recommended 2023-24	Increase/ (Decrease)	
<u>FISCAL SUMMARY</u>					
<u>Appropriations</u>					
Services and Supplies	\$ 40,750	\$ 5,000,000	\$ 4,913,978	\$ (86,022)	-2%
Capital Assets	-	632,000	7,698,000	7,066,000	1,118%
Total Appropriations	\$ 40,750	\$ 5,632,000	\$ 12,611,978	\$ 6,979,978	124%
<u>Revenues</u>					
Other Financing Sources	\$ 8,000,000	\$ 8,000,000	\$ 15,100,000	\$ 7,100,000	89%
Total Revenues	\$ 8,000,000	\$ 8,000,000	\$ 15,100,000	\$ 7,100,000	89%
<u>Revenues(Over)/Under Expenses</u>	\$ (7,959,250)	\$ (2,368,000)	\$ (2,488,022)	\$ (120,022)	5%
Increase/(Decrease) in Fund Balance	7,959,250	2,368,000	2,488,022	120,022	5%
<u>Budgetary Balance</u>	-	-	-	-	-

CAPITAL PROJECTS – HALL OF RECORDS IMPROVEMENTS - 8861

FUNCTION

The Public Works and Planning Department administers the Hall of Records Improvements Capital Project Fund, which contains monies for the remodel of the third floor of the Hall of Records; and/or construction of new space for the Board of Supervisors and County Administrative Office and funding for a new downtown parking structure.

OVERVIEW

The Fund includes the costs for improvements and furnishings to modernize or construct new space for the Board of Supervisor offices, Board Chambers, and County Administrative Office and new downtown parking structure.

SUMMARY OF CAO RECOMMENDATIONS

Services and Supplies

- Services and Supplies recommended at \$4,913,978 provides funding for design and architectural services to meet the goal of providing new or remodeled Board Chambers and office space for the Board of Supervisors and County Administrative Office and new downtown parking structure.

Capital Assets

- The FY 2023-24 Recommended Budget of \$7,698,000 provides funding for the elevator improvements project at the Hall of Records and a new downtown parking structure.

Recommended funding includes:

Hall of Records\$198,000....Elevator Improvements.....Program Number 91726

Downtown Parking Structure...\$7,500,000.....Building & Improv.....Program Number 91918

SUMMARY OF REVENUES

- Revenues are recommended at \$15,100,000 and represents an 89% (\$7,100,000) increase over the FY2022-23 Adopted Budget.
 - Estimated Fund Balance on July 1, 2023 is \$26,933,275.
 - Fund Balance increase of \$2,488,022 is projected for FY 2023-24.
 - Estimated Ending Fund Balance on June 30, 2024 is \$29,421,297.

Clovis Regional Library BUDGET 8863

	Actual 2021-22	Adopted 2022-23	Recommended 2023-24	Increase/ (Decrease)	
<u>FISCAL SUMMARY</u>					
<u>Appropriations</u>					
Capital Assets	\$ 10,117	\$ 18,000,000	\$ 18,000,000	\$ -	-
Total Appropriations	\$ 10,117	\$ 18,000,000	\$ 18,000,000	\$ -	-
<u>Revenues</u>					
Revenue From Use of Money & Property	\$ 2	\$ -	\$ -	\$ -	-
Other Financing Sources	10,117	18,000,000	18,000,000	-	-
Total Revenues	\$ 10,119	\$ 18,000,000	\$ 18,000,000	\$ -	-
<u>Revenues(Over)/Under Expenses</u>	\$ (2)	\$ -	\$ -	\$ -	-
Increase/(Decrease) in Fund Balance	2	-	-	-	-
<u>Budgetary Balance</u>	-	-	-	-	-

CAPITAL PROJECTS – CLOVIS REGIONAL LIBRARY - 8863

FUNCTION

The Public Works and Planning Department administers the Clovis Regional Library Capital Project Fund, which contains the financing for the capital improvements of the new Clovis Regional Library facility.

OVERVIEW

The FY 2023-24 Recommended Budget of \$18,000,000 represents no change from the FY 2022-23 Adopted Budget. The project's estimated costs include construction of \$17,000,000 and design (architectural and engineering) of \$1,000,000. If the actual costs to complete this project are over the Recommended Budget, the Library will request approval from the Board of Supervisors to increase appropriations and revenues to complete the project.

SUMMARY OF CAO RECOMMENDATIONS

Capital Assets

- The FY 2023-24 Recommended Budget of \$18,000,000 represents no change from the FY 2022-23 Adopted Budget.

Recommended funding includes:

Clovis Library\$18,000,000.....Construction.....Program Number 91406

SUMMARY OF REVENUES

- Revenues are recommended at \$18,000,000 and represent no change from the FY 2022-23 Adopted Budget. An Operating Transfer In from the Library Measure B Sales Tax Special Revenue Fund Org 7530 will fund the costs associated with the project.

Reedley Branch Library BUDGET 8865

	Actual 2021-22	Adopted 2022-23	Recommended 2023-24	Increase/ (Decrease)	
<u>FISCAL SUMMARY</u>					
<u>Appropriations</u>					
Capital Assets	\$ -	\$ 9,325,000	\$ 9,325,000	\$ -	-
Total Appropriations	\$ -	\$ 9,325,000	\$ 9,325,000	\$ -	-
<u>Revenues</u>					
Other Financing Sources	\$ -	\$ 9,325,000	\$ 9,325,000	\$ -	-
Total Revenues	\$ -	\$ 9,325,000	\$ 9,325,000	\$ -	-
<u>Revenues(Over)/Under Expenses</u>	\$ -	\$ -	\$ -	\$ -	-
Increase/(Decrease) in Fund Balance	-	-	-	-	-
<u>Budgetary Balance</u>	-	-	-	-	-

CAPITAL PROJECTS – REEDLEY BRANCH LIBRARY - 8865

FUNCTION

The Public Works and Planning Department administers the Reedley Library Capital Project Fund, which contains the financing for the capital improvements of the new Library Branch

OVERVIEW

The FY 2023-24 Recommended Budget of \$9,325,000 represents 0% change from the FY 2022-23 Adopted Budget. Revenues recommended at \$9,325,000 represent 0% change from the FY 2022-23 Adopted Budget. The project estimated cost includes construction of \$8,500,000 and design, including architectural and engineering, of \$825,000. If the actual costs to complete this project are over the recommended budget, the Library will return to the Board of Supervisors to request approval to add appropriations and revenue to complete the project. The construction is tentatively scheduled for completion late 2024 or early 2025 contingent on issues related to the supply chain and construction services.

SUMMARY OF CAO RECOMMENDATIONS

Significant Program Changes

A larger facility in the City of Reedley will replace the existing branch to meet the needs of the growing community. In August 2019, the Board of Supervisors accepted the donation of vacant land for construction of a new and modern library to replace the existing 5,000 square foot library. Costs associated with the development of the Reedley Branch Library will be funded primarily with the Library's Measure B sales tax and property tax revenues. The Department plans to return to the Board of Supervisors during FY 2023-24 to request approval of an agreement with the City of Reedley which will provide the details regarding construction and architectural coordination.

Capital Assets

The FY 2023-24 Recommended Budget of \$9,325,000 represents 0% change from the FY 2022-23 Adopted Budget. The recommended appropriations include the cost to complete the project.

Recommended funding includes:

Reedley Branch Library\$9,325,000.....Construction/Architect.....Program Number 91574

SUMMARY OF REVENUES

- Revenues are recommended at \$9,325,000 and represent 0% change from the FY 2022-23 Adopted Budget. An Operating Transfer In from the Library Special Revenue Measure B Sales Tax Fund Org 7530 will fund the costs associated with this project.

Capital Projects - Parks BUDGET 8867

	Actual 2021-22	Adopted 2022-23	Recommended 2023-24	Increase/ (Decrease)	
<u>FISCAL SUMMARY</u>					
<u>Appropriations</u>					
Services and Supplies	\$ 28,971	\$ 173,718	\$ 99,744	\$ (73,974)	-43%
Capital Assets	4,987	1,812,532	4,698,924	2,886,392	159%
Total Appropriations	\$ 33,959	\$ 1,986,250	\$ 4,798,668	\$ 2,812,418	142%
<u>Revenues</u>					
Revenue From Use of Money & Property	\$ 4,825	\$ -	\$ -	\$ -	-
Intergovernment Rev - State	-	1,656,780	4,656,780	3,000,000	181%
Total Revenues	\$ 4,825	\$ 1,656,780	\$ 4,656,780	\$ 3,000,000	181%
<u>Revenues(Over)/Under Expenses</u>	\$ 29,134	\$ 329,470	\$ 141,888	\$ (187,582)	-57%
Increase/(Decrease) in Fund Balance	(29,134)	(329,470)	(141,888)	187,582	-57%
<u>Budgetary Balance</u>	-	-	-	-	-

CAPITAL PROJECTS – PARKS - 8867

FUNCTION

The Public Works and Planning Department administers the Parks Capital Project Fund, which contains the financing for maintenance of County parks projects.

OVERVIEW

The FY 2023-24 Recommended Budget of \$4,798,668 represents a 142% (\$2,812,418) increase over the FY 2022-23 Adopted Budget due to the continuation of several ongoing and new projects. Revenues are recommended at \$4,656,780 and are derived from the award of the Per Capita Grant Program of \$1,656,780 for Laton-Kingston Park and the Regional Park Grant of \$3,000,000 for Choinumni Regional Park.

SUMMARY OF CAO RECOMMENDATIONS

Services and Supplies

- Services and Supplies recommended at \$99,744 represent a 43% (\$73,974) decrease from the FY 2022-23 Adopted Budget due to the completion of projects.

Capital Assets

- The FY 2023-24 Recommended Budget of \$4,698,924 represents a 159% (\$2,886,392) increase over the FY 2022-23 Adopted Budget due to the award of grant funds for projects at the Laton-Kingston and Choinumni Regional Parks.

Recommended funding includes:

Kearney Park.....	\$39,581Improvements.....	Program Number 91585
Skaggs Bridge Park	\$26,254Improvements.....	Program Number 91584
Laton-Kingston Park... ..	\$1,633,089Improvements.....	Program Number 91792
Choinumni Regional Park....	\$3,000,000Improvements.....	Program Number 91867

SUMMARY OF REVENUES

Revenues are recommended at \$4,656,780 and represent a 181% (\$3,000,000) increase over the FY 2022-23 Adopted Budget due to the award of new grants.

- Estimated Beginning Fund Balance on July 1, 2023 is \$149,907.
- The use of Fund Balance in the amount of \$141,888 will be required to balance the FY 2023-24 Recommended Budget.
- Estimated Ending Fund Balance on June 30, 2024 is \$8,019.

Elkhorn Training Facility BUDGET 8869

	Actual 2021-22	Adopted 2022-23	Recommended 2023-24	Increase/ (Decrease)	
<u>FISCAL SUMMARY</u>					
<u>Appropriations</u>					
Capital Assets	\$ -	\$ -	\$ 14,515,070	\$ 14,515,070	-
Total Appropriations	\$ -	\$ -	\$ 14,515,070	\$ 14,515,070	-
<u>Revenues</u>					
Revenues(Over)/Under Expenses	\$ -	\$ -	\$ 14,515,070	\$ 14,515,070	-
Increase/(Decrease) in Fund Balance	-	-	(14,515,070)	(14,515,070)	-
Budgetary Balance	-	-	-	-	-

CAPITAL PROJECTS – ELKHORN TRAINING FACILITY - 8869

FUNCTION

The Public Works and Planning Department administers the Elkhorn Training Facility Capital Project Fund, which contains the funds for design and construction of a law enforcement regional training facility.

OVERVIEW

On December 13, 2022, the Board approved funding for a training facility located at the former Elkhorn Juvenile Correctional Facility site in Caruthers.

SUMMARY OF CAO RECOMMENDATIONS

Capital Assets

- The FY 2023-24 Recommended Budget of \$14,515,070 provides the funding for the completion of the training facility.

Recommended funding includes:

Elkhorn Training Facility.....\$14,515,070.....Design..... Program Number 91738

SUMMARY OF REVENUES

- Revenues are recommended at \$0.
 - Estimated Beginning Fund Balance on July 1, 2023 is \$14,515,070.
 - Fund balance of \$14,515,070 will be required to balance the FY 2023-24 Recommended Budget.
 - Estimated Ending Fund Balance on June 30, 2024 is \$0.

PWP-ARPA Projects BUDGET 8870

	Actual 2021-22	Adopted 2022-23	Recommended 2023-24	Increase/ (Decrease)	
<u>FISCAL SUMMARY</u>					
<u>Appropriations</u>					
Capital Assets	\$ -	\$ -	\$ 23,537,642	\$ 23,537,642	-
Total Appropriations	\$ -	\$ -	\$ 23,537,642	\$ 23,537,642	-
<u>Revenues</u>					
Other Financing Sources	\$ -	\$ -	\$ 23,537,642	\$ 23,537,642	-
Total Revenues	\$ -	\$ -	\$ 23,537,642	\$ 23,537,642	-
<u>Revenues(Over)/Under Expenses</u>	\$ -	\$ -	\$ -	\$ -	-
Increase/(Decrease) in Fund Balance	-	-	-	-	-
<u>Budgetary Balance</u>	-	-	-	-	-

ARPA PROJECTS – 8870

FUNCTION

On December 13, 2022 and April 25, 2023, the Board of Supervisors approved funding from the American Rescue Plan Act - Coronavirus State and Local Fiscal Recovery Funds (ARPA SLFRF) for infrastructure improvements to be administered by the Public Works and Planning Department. The projects include repairs to park facilities, restrooms, and water irrigation, and installation of new water meters, American Disability Act (ADA) accommodations, security, picnic shelters and play structures.

OVERVIEW

The ARPA SLFRF Program delivered \$350 billion to state, local and Tribal governments across the country to support their response to and recovery from the COVID-19 public health emergency. The SLFRF Program ensures that governments have the resources needed to fight the pandemic and support families and businesses struggling with the public health and economic impacts, maintain vital public services, and build strong, resilient, and equitable recovery by making investments that support long-term growth and opportunity. On February 1, 2022, the Board approved the Ad-Hoc Committee's expenditure plan, which earmarked funds for proposals that may be funded either in whole or in part by the County's allocation of ARPA SLFRF. Earmarked internal (County) projects required the Department to return to the Board with budget resolutions for final allocation of funding. On December 13, 2022 and April 25, 2023, the Board approved budget resolutions authorizing infrastructure improvements including repairs to park facilities, restrooms, and water irrigation, and installation of new meters, ADA accommodations, security, picnic shelters and play structures.

SUMMARY OF CAO RECOMMENDATIONS

Capital Assets

- The FY 2023-24 Recommended Budget of \$23,537,642 includes the following projects:

Buildings and Improvements

- El Porvenir Park.....\$395,018.....Improvements Program Number 91763
- Winton Park.....\$622,993.....Improvements Program Number 91766
- Avocado Lake.....\$991,788.....Improvements Program Number 91767
- Lost Lake.....\$511,761.....Improvements Program Number 91768

Infrastructure

- Elkhorn Recharge Facility..... \$5,979,502.....Improvements Program Number 91761
- Raisin City Water Well..... \$1,994,938.....Improvements Program Number 91762
- Tenaya Park..... \$398,763.....Improvements Program Number 91764
- Raisin City Park.....\$388,571.....Improvements Program Number 91765
- Skaggs Bridge.....\$490,867.....Improvements Program Number 91770
- Kearney Park.....\$4,481,647.....Improvements Program Number 91771
- Courthouse Park.....\$349,334.....Improvements Program Number 91773
- Liberty Cemetery.....\$248,840.....Improvements Program Number 91775

- Elkhorn Water/Sewer.....\$1,499,479.....Improvements Program Number 91825
- Friant-Kern Canal.....\$2,498,844.....Improvements Program Number 91826
- New Water Meter (CSAs).....\$2,298,559.....Improvements Program Number 91849
- Water System (CSAs).....\$386,738.....Improvements Program Number 91850

SUMMARY OF REVENUES

Revenues are recommended at \$23,537,642 and represent transfers in from the Disaster Claiming Fund Org 1033 to fund these projects.





Debt Service

BUDGETS 0301 & 0302

	Actual 2021-22	Adopted 2022-23	Recommended 2023-24	Increase/ (Decrease)	
<u>FISCAL SUMMARY</u>					
<u>Appropriations</u>					
Services and Supplies	\$ 5,100	\$ 14,000	\$ 11,000	\$ (3,000)	-21%
Other Charges	40,742,129	43,711,300	42,782,250	(929,050)	-2%
Total Appropriations	\$ 40,747,229	\$ 43,725,300	\$ 42,793,250	\$ (932,050)	-2%
<u>Revenues</u>					
Revenue From Use of Money & Property	\$ 32,118	\$ -	\$ -	\$ -	-
Intergovernment Rev - Other	2,083,624	2,084,063	2,086,841	2,778	-
Other Financing Sources	36,732,855	40,693,437	40,695,409	1,972	-
Total Revenues	\$ 38,848,597	\$ 42,777,500	\$ 42,782,250	\$ 4,750	-
<u>Revenues(Over)/Under Expenses</u>	\$ 1,898,632	\$ 947,800	\$ 11,000	\$ (936,800)	-99%
Increase/(Decrease) in Fund Balance	(1,898,632)	(947,800)	(11,000)	936,800	-99%
<u>Budgetary Balance</u>	-	-	-	-	-

DEBT SERVICE – 0301 AND 0302

FUNCTION

The Debt Service budgets are administered by the Auditor-Controller/Treasurer-Tax Collector to provide for the appropriations and related transfers for the annual debt service payments for the County's long and short-term debt obligations. These obligations include Lease Revenue Refunding Bonds (LRRBs) for the Juvenile Justice Campus (JJC) and Downtown Energy Project. Information is also provided regarding the County's outstanding Pension Obligation Bonds (POB).

OVERVIEW

The FY 2023-24 Recommended Budget of \$42,793,250 represents a 2% (\$932,050) decrease from the FY 2022-23 Adopted Budget. Revenues recommended at \$42,782,250 represent a \$4,750 increase over FY 2022-23 Adopted Budget. Funding in these budgets include the scheduled Juvenile Court Facility LRRB Series 2016 debt service payments (\$3,567,250) and POBs debt service payments (\$39,215,000).

SUMMARY OF CAO RECOMMENDATIONS

Other Charges

The following provides a summary of recommended funding for the County's long and short-term debt obligations, which includes: the required FY 2023-24 debt service payments for the LRRBs and POBs:

Juvenile Court Facility LRRB (Accounts 7866 and 7869):

A total of \$55,350,000 in LRBs were issued by the Fresno County Financing Authority in 2007 to finance costs associated with the construction of a shared use Juvenile Court Facility and Offices to be located at the JJC. Usage of the Juvenile Court Facility is being shared by the County and the Superior Court. The County leases a portion of the facility and offices to the Administrative Office of the Courts (AOC), whose share of the LRB is 58.5% of the annual payment. The bonds have a 23-year maturity and include two years of capitalized interest. These bonds were refunded, in their entirety, from the issuance of Series 2016 Lease Revenue Refunding Bonds and the lease agreement with the AOC remains at 58.5% of the annual payment.

2016 LRRB Series 2016 (Accounts 7866 and 7869)

A total of \$37,270,000 in LRBs were issued by the Fresno County Financing Authority in June 2016 to refund the County's previously issued LRRB Series 2007 (Juvenile Court Facility) in its entirety. The Series 2016 LRRB matures between 2017 and 2030, with interest rates ranging from 3% to 5%. The total debt service payment for FY 2023-24 is due in two installments: interest in October 2023 (\$466,125) and principal and interest in April 2024 (\$3,101,125). See the debt service schedule following this narrative for the current and long-term annual debt service amounts.

Principal balance as of June 30, 2023.....	\$21,375,000
Remaining payment period.....	7 years
2023-24 Debt Service payment.....	\$3,567,250

Pension Obligation Bonds (POB)

The County has issued POBs on four occasions. In March 1998, the County issued \$184,910,000 of taxable POBs with a 10-year amortization to fund the Unfunded Actuarial Accrued Liability (UAAL) of the Fresno County Employee’s Retirement Association (FCERA). In March 2002 these bonds were partially refunded to extend the debt servicing of the bonds to an 18-year amortization period. In addition, in 2004, a total of \$327,897,749 in fixed rate bonds were issued with a 30-year amortization, and a total of \$75 million in variable rate bonds were issued. The \$75 million variable rate bonds were converted to fixed rate bonds on September 12, 2006, at a fixed rate of 5.56%. The maturity schedule of the converted bonds remained the same. In FY 2008-09, the debt service for 1998 POBs was completed. In August 2015, the County refinanced a portion of the 2004A Series Pension Bond (2015A Series Pension Bond) as the interest rate environment presented the opportunity to refinance and realize a savings of \$1,318,979 to the County. The 2015A Series Pension Bond rate was 2.488% and matured in August 2019. Approximately \$3 million of the \$39,215,000 POB Debt Service payment will include contributions from other entities such as: Fresno Mosquito Vector, Fresno-Madera Area Agency on Aging, Clovis Veterans Memorial, North Central Fire Protection District, Superior Court of California, and Judicial Council of California.

Principal balance as of June 30, 2023.....	\$518,400,840
Remaining payment period.....	Varied
2023-24 Debt Service payment.....	\$39,215,000

Tobacco Securitization Bonds

In August of 1998 a Master Settlement Agreement (MSA) occurred to resolve cigarette smoking-related litigation between the settling states and the Participating Manufacturers (PMs) and released the PMs from past and present smoking-related claims in exchange for certain payments to be made to states. The County was allocated a share of the Tobacco Settlement Revenues (TSRs) by the State through a Memorandum of Understanding. The Fresno County Tobacco Funding Corporation (Corporation) was incorporated June 13, 2002. It is a nonprofit public benefit organization as defined by Internal Revenue Code, section 501(c)(3). The Corporation is a member of the California County Tobacco Securitization Agency (Agency), a joint powers agency created in November 2000 by the County and eight other California counties.

2002 Bond Issuance

On June 18, 2002, the Board of Supervisors (Board) adopted Resolution No. 02-329 which approved the sale of certain County TSRs. Under the terms of the sales agreement, the County realized through bond proceeds the present value of 75% of its TSRs and continued to receive 25% of its annual TSRs. On July 25, 2002, the County through the Corporation issued \$92,955,000 in Tobacco Settlement Asset Backed Bonds in part to finance the costs of construction and development of the JJC. The 2002 bond proceeds were only used to fund the costs of the JJC and have all been expended.

2006 Bond Issuance

On February 2, 2006, the Board provided direction to staff to proceed with the analysis of issuing additional tobacco bonds. The analysis found that a subordinate bond offering could result in between \$31 million to \$42 million in net proceeds to the County. The Board determined that given the considerable risk associated with the receipt of the TSRs over the course of the following years that the associated sale of these future TSRs by the County represented a good opportunity. The 2006 Bonds were structured to shift greatest amount of risk to the investors. The bonds were sold as subordinate lien Capital Appreciation Bonds

(CABs). CABs are debt instruments where interest is accumulated and at maturity the principal and interest are paid in one lump sum. Further the CABs were wrapped around the existing 2002 Tobacco Bonds, meaning the 2006 Bonds would be paid only after all the 2002 Bonds are paid in full. On April 12, 2006, the County received \$37,794,190 in bond proceeds which was placed in an endowment fund to be used for capital expenditures.

The remaining uncommitted Tobacco Bond proceeds from the 2006 bond issuance were expended in FY 2021-22. The balance as of June 30, 2023 is \$0.

SUMMARY OF REVENUES

- Revenues are recommended at \$42,782,250 and represent a \$4,750 increase over the FY 2022-23 Adopted Budget. Revenues include Other Financing Sources - Operating Transfers In from the General Fund and Trust Fund 2025 (\$40,695,409) and Intergovernmental Revenues for the State Administrative Office of the Court's (AOC) share (58.5%) of the debt service payment for the Juvenile Court LRRBs (\$2,086,841).
- The General Fund revenue sources are budgeted in Org 2540, Interest and Miscellaneous Expenditures, and includes the County share (41.5%) of debt service payment for the Juvenile Court LRRBs (\$1,480,409).
- Revenues for the POBs debt service payments (\$39,215,000) will be received from Trust Fund 2025. Approximately \$3 million of the \$39,215,000 transfers from Trust Fund 2025 will be contributions from other entities such as: Fresno Mosquito Vector, Fresno-Madera Area Agency, Clovis Veterans Memorial, North Central Fire Protection, Superior Court of California, and Judicial Council of California.

Annual Debt Service Calendar				
For Pension Obligation Bonds (POB) and Lease Revenue Bonds (LRB)				
Fiscal Year	2004A POB	2004 B POB	2016 LRB	Total Debt Service ⁽³⁾
2024	35,045,000	4,170,000	3,567,250	42,782,250
2025	37,140,000	4,170,000	3,565,500	44,875,500
2026	39,325,000	4,170,000	3,562,250	47,057,250
2027	41,595,000	4,170,000	3,567,250	49,332,250
2028	43,780,000	4,170,000	3,564,750	51,514,750
2029	46,410,000	4,170,000	3,564,750	54,144,750
2030	48,965,000	4,170,000	3,568,950	56,703,950
2031	51,620,000	4,170,000		55,790,000
2032	54,380,000	4,170,000		58,550,000
2033	44,785,000	16,614,160		61,399,160
2034		63,929,160		63,929,160
Totals: ⁽³⁾	443,045,000	118,073,320	24,960,700	586,079,020





HR - Risk Management BUDGET 8925

	Actual 2021-22	Adopted 2022-23	Recommended 2023-24	Increase/ (Decrease)	
<u>FISCAL SUMMARY</u>					
<u>Appropriations</u>					
Salaries and Benefits	\$ 4,034,881	\$ 4,742,130	\$ 4,907,579	\$ 165,449	3%
Services and Supplies	127,979,180	147,668,143	158,051,957	10,383,814	7%
Total Appropriations	\$ 132,014,061	\$ 152,410,273	\$ 162,959,536	\$ 10,549,263	7%
<u>Revenues</u>					
Revenue From Use of Money & Property	\$ 1,444,575	\$ 1,432,260	\$ 1,876,571	\$ 444,311	31%
Charges For Services	132,595,408	145,298,954	157,333,063	12,034,109	8%
Miscellaneous Revenues	(3,488,444)	92,960	177,700	84,740	91%
Other Financing Sources	350,399	48,000	-	(48,000)	-100%
Total Revenues	\$ 130,901,939	\$ 146,872,174	\$ 159,387,334	\$ 12,515,160	9%
Revenues(Over)/Under Expenses	\$ 1,112,122	\$ 5,538,099	\$ 3,572,202	\$ (1,965,897)	-35%
Increase/(Decrease) in Net Position	(1,112,122)	(5,538,099)	(3,572,202)	1,965,897	-35%
Budgetary Balance	-	-	-	-	-
	Budgeted	Current	Recommended	Increase/ (Decrease)	
	2021-22	2022-23	2023-24		
Position Summary	35	40	40	-	

HR – RISK MANAGEMENT FUND - 8925

FUNCTION

The Risk Management Internal Service Fund is managed through the Department of Human Resources and finances the County's Risk Management and Employee Benefits programs. The Fund is the financial mechanism through which the County's Self-Insurance Programs are funded, and commercial insurance and employee benefits are purchased. The Fund is financed with charges assessed to departments for insurance coverage, contributions made by employees and retirees for their health coverage, and interest earned on Self-Insurance Reserve Funds. The Risk Management Division administers the following insurance programs: Workers' Compensation, General Liability, Medical Malpractice, Unemployment, and Property/Vehicle Damage/Vehicle Replacement. The Division directs the County's safety program, recovers damages due to the County from third parties, provides risk management advice to departments, provides loss prevention management and training, and controls mandated programs affecting employee safety. The Employee Benefits Division provides and administers comprehensive benefits for eligible employees and their dependents including group life insurance, disability insurance, flex spending accounts, deferred compensation, other ancillary/voluntary benefit programs, as well as group health insurance for eligible employees, their dependents and retirees. The Division also coordinates the management of personnel records and the approval and processing of all personnel, compensation, and benefit eligibility functions in the PeopleSoft Human Resource Management System (HRMS).

The Department of Human Resources is detailed in Org 1010 and includes the Departmental goals.

OVERVIEW

The FY 2023-24 Recommended Budget of \$162,959,536 represents a 7% (\$10,549,263) increase over the FY 2022-23 Adopted Budget primarily due to an increase in excess insurance and claim costs for General Liability, Medical Malpractice, and Property Insurance programs, as well as an increase in projected pass through payments of health insurance premiums for active employees and their dependents. Revenues recommended at \$159,387,334 represent a 9% (\$12,515,160) increase over the FY 2022-23 Adopted Budget primarily due to an increase in health insurance premiums paid by employees and departments, and an increase in Workers' Compensation, General Liability, Property, and Benefit Administration premiums. In addition, the FY 2023-24 Recommended Budget includes use of Net Position in the amount of \$3,572,202 to offset FY 2023-24 Risk Management rates charged to departments. Staffing is recommended at the current level of 40 positions.

SUMMARY OF CAO RECOMMENDATIONS

Salaries and Benefits

- Salaries and Benefits recommended at \$4,907,579 represent a 3% (\$165,449) increase over the FY 2022-23 Adopted Budget due to salary and benefit adjustments related to step increases and need for extra-help staff.

Services and Supplies

- Services and Supplies recommended at \$158,051,957 represent a 7% (\$10,383,814) increase over the FY 2022-23 Adopted Budget primarily due to an increase in health insurance premiums paid by employees and departments, as well as an increase in excess insurance costs for General Liability, Medical Malpractice and Property Insurance programs.

Recommended funding includes the following:

- Account 7085 Workers Comp Claim Expense recommended at \$18,370,079 represents a 10% (\$1,659,852) increase over the FY 2022-23 Adopted Budget based on actuarial recommendations.
- Account 7090 Unemployment Claim Expense recommended at \$922,315 represents a 19% (\$210,813) decrease from the FY 2022-23 Adopted Budget based on a decrease in prior year claims.
- Account 7100 General Liability Claim Expense recommended at \$8,723,220 represents a 54% (\$3,056,190) increase over the FY 2022-23 Adopted Budget based on actuarial recommendations.
- Account 7105 Medical Malpractice Claim Expense recommended at \$59,345 represents a 79% (\$222,413) decrease from the FY 2022-23 Adopted Budget based on a projected decrease in claim costs.
- Account 7164 Premiums - Excess Insurance recommended at \$18,577,295 represents an 11% (\$1,863,837) increase over the FY 2022-23 Adopted Budget based on premium projections from the County's excess insurance carriers through the Public Risk Innovation, Solutions, and Management (PRISM) joint powers authority. The increase is primarily due to premiums for General Liability, Medical Malpractice, and Property Insurance programs driven by an increase in pooled losses.
- Account 7176 Property Claim Expense recommended at \$646,505 represents a 356% (\$504,861) increase over the FY 2022-23 Adopted Budget based on a projected increase in property damage claim costs due to an increase in the County's deductible for excess insurance.
- Account 7295 Professional & Specialized Services recommended at \$6,312,691 represents a 15% (\$831,304) increase over the FY 2022-23 Adopted Budget based on increased services for Risk Programs, an increase in Workers' Compensation State Assessment fees, and COVID-19 related expenditures.
- Account 7345 Facility Operation & Maintenance recommended at \$419,014 represents a 74% (\$178,877) increase over the FY 2022-23 Adopted Budget due to an increase in estimated charges calculated by Internal Services Department and for employee parking. In addition, a total of \$100,000 is budgeted for an office remodel.
- Account 7565 Countywide Cost Allocation recommended at \$465,897 represents a 73% (\$196,294) increase over the FY 2022-23 Adopted Budget based on an increase in countywide costs allocable to the Risk Management Internal Service Fund.

SUMMARY OF REVENUES

- Revenues are recommended at \$159,387,334 and represent a 9% (\$12,515,160) increase over the FY 2022-23 Adopted Budget primarily due to an increase in Revenue from Use of Money and Property. Significant changes by specific revenue source are noted below.
 - Revenue from Use of Money & Property recommended at \$1,876,571 represents a 31% (\$444,311) increase over the FY 2022-23 Adopted Budget based on actual interest earned in the prior year.

HR - Risk Management - 8925

REGULAR SALARIES
BUDGETED POSITIONS
RECOMMENDED

JCN	TITLE	BAND/ RANGE	POSITIONS		RECOMMENDED SALARIES
			CURRENT	RECOMMENDED	
2235	HR Technician III - C	1,767	2	2	\$105,109
2236	HR Technician II - C	1,580	1	1	49,920
2237	HR Technician I - C	1,431	7	7	285,324
3134	Senior HR Technician - C	1,956	2	2	122,530
2250	Principal HR Analyst	E	3	3	308,268
2249	Human Resources Analyst III	2,549	4	4	304,838
2251	Sr Human Resources Analyst	F	6	6	536,685
2252	Human Resources Analyst II	2,207	4	4	266,043
2253	Human Resources Analyst I	1,991	6	6	346,334
2277	Human Resources Manager	D	2	2	264,614
3081	Office Assistant II - Conf	1,485	1	1	44,694
3262	Supervising Accountant	2,790	1	1	88,218
3254	Sr Accountant - Conf	2,536	1	1	78,595
Subtotal			40	40	\$2,801,172
TOTAL REGULAR SALARIES					\$ 2,801,172

Fleet Services

BUDGETS 8910 & 8911

	Actual 2021-22	Adopted 2022-23	Recommended 2023-24	Increase/ (Decrease)	
<u>FISCAL SUMMARY</u>					
<u>Appropriations</u>					
Salaries and Benefits	\$ 3,322,059	\$ 3,710,118	\$ 3,931,140	\$ 221,022	6%
Services and Supplies	9,535,138	12,024,550	20,945,922	8,921,372	74%
Other Financing Uses	35,000	60,000	150,000	90,000	150%
Capital Assets	3,161,410	2,225,950	5,060,000	2,834,050	127%
Total Appropriations	<u>\$ 16,053,607</u>	<u>\$ 18,020,618</u>	<u>\$ 30,087,062</u>	<u>\$ 12,066,444</u>	67%
<u>Revenues</u>					
Revenue From Use of Money & Property	\$ 236,025	\$ 200,000	\$ 200,000	\$ -	-
Intergovernment Rev - State	99,958	-	-	-	-
Charges For Services	17,582,989	20,715,448	29,979,733	9,264,285	45%
Miscellaneous Revenues	61,766	140,000	200,000	60,000	43%
Other Financing Sources	3,673,296	2,385,950	5,240,000	2,854,050	120%
Total Revenues	<u>\$ 21,654,034</u>	<u>\$ 23,441,398</u>	<u>\$ 35,619,733</u>	<u>\$ 12,178,335</u>	52%
<u>Revenues(Over)/Under Expenses</u>	\$ (5,600,427)	\$ (5,420,780)	\$ (5,532,671)	\$ (111,891)	2%
Increase/(Decrease) in Net Position	<u>5,600,427</u>	<u>5,420,780</u>	<u>5,532,671</u>	<u>111,891</u>	2%
<u>Budgetary Balance</u>	-	-	-	-	-
	Budgeted	Current	Recommended	Increase/ (Decrease)	
	2021-22	2022-23	2023-24		
Position Summary	<u>33</u>	<u>35</u>	<u>35</u>	<u>-</u>	

ISD – FLEET SERVICES - 8910 AND 8911

FUNCTION

The Fleet Services Division (Fleet Services) of the Internal Services Department is responsible for the management of the County's vehicle and heavy-duty equipment fleet (with the exception of the Sheriff-Coroner-Public Administrator's Office patrol vehicles), including planning, acquisition, maintenance, fueling operations, and sale of surplus equipment. Transportation services are provided through a central motor pool administered by Fleet Services.

OVERVIEW

The FY 2023-24 Recommended Budget of \$30,087,062 represents a 67% (\$12,066,444) increase over the FY 2022-23 Adopted Budget primarily due to a projected increase in fuel costs. Revenues recommended at \$35,619,733 represent a 52% (\$12,178,335) increase over the FY 2022-23 Adopted Budget primarily due to an increase in transfers from user departments for reimbursements on new vehicle purchases and increased participation in the long-term vehicle lease program. The FY 2023-24 Recommended Budget includes the Use of Reserve for Capital Asset Replacement in the amount of \$8,377,824 to fund the replacement of aging equipment and meet the needs of user departments. Staffing is recommended at 35 positions, the same as the current staffing level.

SUMMARY OF CAO RECOMMENDATIONS

Salaries and Benefits

- Salaries and Benefits recommended at \$3,931,140 represent an 6% (\$221,022) increase over the FY 2022-23 Adopted Budget primarily due to salary increases related to step increases and negotiated salary increases per MOU and the corresponding increases in OASDI and retirement contributions.

Services and Supplies

- Services and Supplies recommended at \$20,945,922 represent a 74% (\$8,921,372) increase over the FY 2022-23 Adopted Budget primarily due to increased fuel costs based on actuals as well as increased participation in the long-term vehicle lease program.

Recommended funding includes:

- Account 7355 Operating Lease Equipment recommended at \$2,164,000 represents a 346% (\$1,678,500) increase over the FY 2022-23 Adopted Budget primarily due to additional vehicles utilizing the long-term vehicle lease program for replacement and the increase in Enterprise rentals for County Elections.
- Account 7410 Fuel recommended at \$12,793,875 represents a 111% (\$6,721,871) increase over the FY 2022-23 Adopted Budget primarily due to projected increases in fuel costs along with the forecasted increase in consumption by customer departments based on historical usage.

Other Financing Uses

- Account 7910 Operating Transfers Out recommended at \$150,000 represents a 150% (\$90,000) increase over the FY 2022-23 and is budgeted for costs needed for fuel site repairs. Existing reserves from the fuel tank improvement program are being utilized to offset a portion of the cost.

Capital Assets

- Capital Assets recommended at \$5,060,000 represent a 127% (\$2,834,050) increase over the FY 2022-23 Adopted Budget primarily due to additional planned purchases of new vehicles and equipment on behalf of user departments. On July 18, 2023, the Board of Supervisors adopted a budget resolution increasing the FY 2023-24 appropriations for capital asset purchases in the amount of \$13,910,495. The resolution allowed for the uninterrupted process of vehicle/equipment acquisitions to commence, avoiding possible delays due to having the budget hearings scheduled in September. Fleet Services recommends \$5,060,000 to add light or heavy-duty vehicles to meet departmental requests.

Recommended funding includes:

- (30) Lt/Heavy Duty Vehicles...\$4,400,000..New-PW&P (4510).....Program Number 91889
- (11) Light Duty Vehicles\$550,000.....Replacement-DSS(5610)...Program Number 91890
- (1) Light Duty Vehicle.....\$40,000...New-Public Defender(2880)....Program Number 91891
- (1) Light Duty Vehicle.....\$70,000...Replacement-DPH (5620).....Program Number 91892

SUMMARY OF REVENUES

- Revenues are recommended at \$35,619,733 and represent a 52% (\$12,178,335) increase over the FY 2022-23 Adopted Budget primarily due to an increase in long-term leased vehicles and planned purchases of new heavy and light-duty equipment on behalf of user departments.

Recommended funding includes:

- Charges for Services recommended at \$29,979,733 represent a 45% (\$9,264,285) increase over the FY 2022-23 Adopted Budget based on estimated services provided to departments.
- Other Financing Sources recommended at \$5,240,000 represent a 120% (\$2,854,050) increase over the FY 2022-23 Adopted Budget primarily due to increase in customer vehicle requests resulting in additional transfers from user departments.
- The FY 2023-24 Recommended Budget includes the use of \$8,377,824 in Capital Asset Replacement Reserves to replace vehicles deemed to be past their useful life or acquire new heavy-duty equipment requested by the Public Works and Planning – Roads Division. The Capital Asset Replacement Reserve is derived from the collection of depreciation and inflation revenue, sale of fixed assets, and interest earnings on available reserve funds.

Fleet Services - 8910

REGULAR SALARIES
BUDGETED POSITIONS
RECOMMENDED

JCN	TITLE	BAND/ RANGE	POSITIONS		RECOMMENDED SALARIES
			CURRENT	RECOMMENDED	
1709	Fuel Site Compliance Specialst	1,869	1	1	\$59,046
3080	Office Assistant II	1,485	3	3	134,243
3160	Administrative Assistant II	1,806	1	1	54,366
3410	Fleet Services Parts Specialst	1,403	2	2	88,660
3620	Program Technician I	1,534	1	1	43,088
3621	Program Technician II	1,716	1	1	47,863
5307	Automotive Mechanic	1,981	10	10	640,485
5313	Heavy Duty Mechanic	2,120	8	8	558,729
5331	Master Automotive Mechanic	2,444	1	1	77,248
5332	Master Heavy Duty Mechanic	2,444	1	1	77,248
5309	Fleet Services Supervisor	2,688	2	2	162,084
5365	Fleet Services Manager	D	1	1	107,302
5360	Sr Welder	2,444	1	1	77,232
5370	Welder	1,941	2	2	128,388
Subtotal			35	35	\$2,255,982
Total Salary Savings					(27,683)
TOTAL REGULAR SALARIES					\$ 2,228,299

Information Technology

BUDGETS 8905 & 8908

	Actual 2021-22	Adopted 2022-23	Recommended 2023-24	Increase/ (Decrease)	
<u>FISCAL SUMMARY</u>					
<u>Appropriations</u>					
Salaries and Benefits	\$ 20,523,578	\$ 22,204,618	\$ 22,107,074	\$ (97,544)	-
Services and Supplies	46,015,919	62,638,766	55,038,860	(7,599,906)	-12%
Other Charges	27,213	27,000	32,000	5,000	19%
Capital Assets	4,579,349	-	-	-	-
Total Appropriations	<u>\$ 71,146,059</u>	<u>\$ 84,870,384</u>	<u>\$ 77,177,934</u>	<u>\$ (7,692,450)</u>	-9%
<u>Revenues</u>					
Revenue From Use of Money & Property	\$ 63,864	\$ 130,000	\$ 130,000	\$ -	-
Charges For Services	55,816,026	69,665,025	68,077,934	(1,587,091)	-2%
Miscellaneous Revenues	45,216	-	-	-	-
Other Financing Sources	8,966,902	15,000,000	9,000,000	(6,000,000)	-40%
Total Revenues	<u>\$ 64,892,007</u>	<u>\$ 84,795,025</u>	<u>\$ 77,207,934</u>	<u>\$ (7,587,091)</u>	-9%
<u>Revenues(Over)/Under Expenses</u>	\$ 6,254,052	\$ 75,359	\$ (30,000)	\$ (105,359)	-140%
Increase/(Decrease) in Net Position	<u>(6,254,052)</u>	<u>(75,359)</u>	<u>30,000</u>	<u>105,359</u>	-140%
<u>Budgetary Balance</u>	-	-	-	-	-
	Budgeted	Current	Recommended	Increase/ (Decrease)	
	2021-22	2022-23	2023-24		
Position Summary	157	159	159	-	

ISD – INFORMATION TECHNOLOGY SERVICES – 8905 AND 8908

FUNCTION

The Information Technology Services Division (ISD-IT) of the Internal Services Department (ISD) provides technology related services to departments and outside governmental agencies, except for the Sheriff-Coroner-Public Administrator's Office. ISD-IT is responsible for the design, implementation and operational maintenance of the County's institutional data, voice, and radio networks. These services include centralized core ISD-IT facilities, hosting of unique multi-departmental applications, and support for network, database, programming, ERP (PeopleSoft), desktop and service desk (help desk) operations. Additionally, ISD-IT offers enterprise class security for network and data integrity, investigative services for misuse of information, secure remote access, and compliance with the Health Insurance Portability and Accountability Act (HIPAA).

Radio Operations, Graphics Communication, and ISD Business Office operations are also an integral part of the Division. Radio Operations is responsible for daily operations of countywide radio communications, including Sheriff-Coroner-Public Administrator's Office and Emergency Medical Services (EMS). Graphic Communications provides design, copy, and print services, including outgoing U.S. Postal services and departmental messenger mail services. The Business Office is responsible for administration and management of fiscal functions for all the ISD divisions.

OVERVIEW

The FY 2023-24 Recommended Budget of \$77,177,934 represents a 9% (\$7,692,450) decrease from the FY 2022-23 Adopted Budget due in part to a projected decrease in user department requests for products and services, and a reduced need for appropriations reflective of remaining commitments under the American Rescue Plan Act (ARPA) of 2021. Revenues recommended at \$77,207,934 represent a 9% (\$7,587,091) decrease from the FY 2022-23 Adopted Budget primarily due to the projected decrease in charges for services related to product, software, and consulting service requests to meet departmental needs as well as a decrease in projected revenue from the reimbursement of eligible costs related to on-going ARPA categorical funding offered by the Federal government. Staffing is recommended at the current level of 159 positions.

GOAL SETTING

Goal

FY 2023-24

- **Goal:** Complete the code modernization of the Property Management Information System (PMIS) for the County of Fresno.
- **Performance Metric:** Successful go live during FY 2023-24.

FY 2022-23

- **Goal:** Complete the code modernization of the Property Tax system for the County of Fresno.
- **Outcome(s)/Result(s):** During FY 2022-23, the Property Tax system code modernization project has experienced delays due to competing business priorities and

deadline. To minimize the impact to County business, the deadline has been shifted to Q2 of FY 2023-24.

SUMMARY OF CAO RECOMMENDATIONS

Salaries and Benefits

- Salaries and Benefits recommended at \$22,107,074 represents a less than 1% (\$97,544) decrease from the FY 2022-23 Adopted Budget primarily due to adjustments in retirement contributions based on participation tier.

Services and Supplies

- Services and Supplies recommended at \$55,038,860 represent a 12% (\$7,599,906) decrease from the FY 2022-23 Adopted Budget primarily due to a reduced need for ongoing costs related to radio tower upgrades, and software systems along with a projected reduction in departmental request related to professional IT services.

Recommended funding includes:

- Account 7044 I-Net Line Charges recommended at \$993,900 represents a 25% (\$197,100) increase over the FY 2022-23 Adopted Budget primarily due to an increase of planned internet upgrades to County sites to establish reliable and improved connections and performance.
- Account 7101 General Liability Insurance recommended at \$104,784 represents a 74% (\$305,671) decrease from the FY 2022-23 Adopted Budget primarily due to projected decreases in insurance premiums as assessed by Risk Management based on prior year departmental experience.
- Account 7308 Hardware, Parts and Supplies recommended at \$5,406,700 represents a 1212% (\$4,994,699) increase over the FY 2022-23 Adopted Budget primarily due to remaining commitments for eligible activities qualifying for categorical funding under the ARPA including communication improvements and broadband fiber for public facilities.
- Account 7311 End User Software recommended at \$14,760,320 represents a 15% (\$2,677,202) decrease from the FY 2022-23 Adopted Budget primarily due to a projected decrease in customer requests for IT professional services. Use of this account is completely dependent on user department requests and needs.
- Account 7345 Facility Operation and Maintenance recommended at \$656,302 represents a 45% (\$204,484) increase over the FY 2022-23 Adopted Budget primarily due to an increase in anticipated direct requests for maintenance projects at ISD-IT buildings.
- Account 7355 Operating Leases Equipment recommended at \$6,895,310 represents a 60% (\$10,553,151) decrease from the FY 2022-23 Adopted Budget primarily due to a reduced need in appropriations resulting from the partial completion of ARPA funded projects.
- Account 7418 Technical Training recommended at \$212,500 represents an 89% (\$100,000) increase over the FY 2022-23 Adopted Budget primarily due to an addition of professional coaching, training, and counseling for leadership positions.
- Account 7565 Countywide Cost Allocation recommended at \$170,705 represents a 47% (\$150,020) decrease from the FY 2022-23 Adopted Budget primarily due to a decrease in the annual distribution of general government costs as calculated by the Auditor-Controller/Treasurer-Tax Collector.

SUMMARY OF REVENUES

- Revenues are recommended at \$77,207,934 and represent a 9% (\$7,587,091) decrease from the FY 2022-23 Adopted Budget primarily due to a decrease in Charges for Services and Other Financing Sources.

Recommended funding includes:

- Charges for Services recommended at \$68,077,934 represents a 2% (\$1,587,091) decrease from the FY 2022-23 Adopted Budget primarily due to projected decreases in billings associated with software & network support and direct billings attributed to FY 2022-23 projected costs from ARPA in customer requests for equipment, related projects, and IT consultant services to meet departmental needs.
- Other Financing Sources recommended at \$9,000,000 represent a 40% (\$6,000,000) decrease from the FY 2022-23 Adopted Budget due to a decrease in projected revenue from the reimbursement of eligible costs related to on-going ARPA categorical funding.

Information Technology Svc-ISF - 8905

REGULAR SALARIES
BUDGETED POSITIONS
RECOMMENDED

JCN	TITLE	BAND/ RANGE	POSITIONS		RECOMMENDED SALARIES
			CURRENT	RECOMMENDED	
0296	Asst Director of Internal Svs	C	1	1	\$155,116
1152	Graphic Arts Specialist	1,767	1	1	55,822
2209	Executive Assistant	2,298	1	1	62,564
2212	Business Systems Analyst III	2,696	4	4	316,533
2213	Business Systems Analyst I	1,882	2	2	110,162
2234	Information Technology Manager	E	6	6	697,788
2240	Sr Business Systems Analyst	3,019	1	1	89,613
2243	Information Technology Div Mgr	D	3	3	448,392
2248	Deputy Director - Internal Svs	C	2	2	261,716
2291	Staff Analyst I	1,991	3	3	171,805
2292	Staff Analyst II	2,207	2	2	122,771
2293	Staff Analyst III	2,549	1	1	77,049
2297	Principal Staff Analyst	E	2	2	195,052
2324	Internal Svs Division Manager	D	1	1	107,302
2354	Deputy Dir - Information Svs	C	1	1	144,274
3037	Driver	1,265	6	6	239,772
3080	Office Assistant II	1,485	1	1	42,917
3110	Office Assistant I	1,349	1	1	41,640
3081	Office Assistant II - Conf	1,485	1	1	41,578
3205	Account Clerk I	1,395	4	4	156,720
3260	Account Clerk II	1,565	5	5	238,126
3210	Accountant I	1,896	3	3	162,947
3255	Sr Accountant	2,536	1	1	74,569
3262	Supervising Accountant	2,790	1	1	88,218
3240	Supvsng Account Clerk	1,859	1	1	54,263
3535	Multimedia Technician I	1,431	1	1	45,240
3542	Multimedia Technician II	1,580	2	2	98,972
3543	Sup Multimedia Technician	2,141	1	1	67,652
3620	Program Technician I	1,534	3	3	133,845
3622	Program Technician I-Conf	1,580	3	3	130,925
3623	Program Technician II-Conf	1,767	1	1	49,195
3704	Info Technology Analyst I	1,845	6	6	304,127
3705	Infor Technology Analyst II	2,029	5	5	313,058
3706	Info Technology Analyst III	2,393	7	7	508,440

Information Technology Svc-ISF (ORG 8905)

3707	Infor Technology Analyst IV	2,852	14	14	1,192,546
3708	Sr Info Technology Analyst	3,249	6	6	593,342
3711	Network Systems Engineer I	2,372	6	6	409,347
3712	Network Systems Engineer II	2,852	15	15	1,317,065
3713	Sr Network Systems Engineer	3,249	11	11	1,092,849
3745	Info Technology Analyst III-C	2,393	1	1	63,769
3746	Infor Technology Analyst IV-C	2,852	3	3	265,571
3747	Sr Info Technology Anlyst-Conf	3,249	1	1	102,674
3754	Internal Services Business Mgr	E	1	1	102,440
3756	Info Technology Specialist I	1,845	8	8	408,584
3757	Info Technology Specialist II	2,029	6	6	381,244
3758	Sup Info Technology Specialist	2,372	2	2	149,968
8045	Dir of Int Svcs/Chf Info Offcr	B	1	1	187,330
Subtotal			159	159	\$12,074,892
TOTAL REGULAR SALARIES					\$ 12,074,892

PeopleSoft Operations BUDGET 8933

	Actual 2021-22	Adopted 2022-23	Recommended 2023-24	Increase/ (Decrease)	
<u>FISCAL SUMMARY</u>					
<u>Appropriations</u>					
Services and Supplies	\$ 3,564,231	\$ 3,506,877	\$ 3,573,351	\$ 66,474	2%
Total Appropriations	\$ 3,564,231	\$ 3,506,877	\$ 3,573,351	\$ 66,474	2%
<u>Revenues</u>					
Revenue From Use of Money & Property	\$ 25,961	\$ 20,000	\$ 20,000	\$ -	-
Charges For Services	2,840,426	3,024,947	3,092,833	67,886	2%
Other Financing Sources	322,775	311,930	360,518	48,588	16%
Total Revenues	\$ 3,189,162	\$ 3,356,877	\$ 3,473,351	\$ 116,474	3%
<u>Revenues(Over)/Under Expenses</u>	\$ 375,069	\$ 150,000	\$ 100,000	\$ (50,000)	-33%
Increase/(Decrease) in Net Position	(375,069)	(150,000)	(100,000)	50,000	-33%
<u>Budgetary Balance</u>	-	-	-	-	-

ISD – PEOPLESOFT OPERATIONS - 8933

FUNCTION

The PeopleSoft Operations Division of the Internal Services Department provides for maintenance, operation, and technical support of the enterprise-wide Human Resources and Financial Management Information System. The Human Resources System provides tracking, reporting, and control of personnel information, time and labor, calculation of payroll and related payroll taxes, and other issues in support of the County's biweekly payroll. The Financial Management system processes financial activity for the general ledger, accounts receivable, accounts payable, purchasing, and capital assets. This Division is used to accurately allocate the cost of operation of the enterprise-wide system to all users.

OVERVIEW

The FY 2023-24 Recommended Budget of \$3,573,351 represents a 2% (\$66,474) increase over the FY 2022-23 Adopted Budget primarily due to a projected increase in labor costs related to data processing services as provided by Information Technology Services (ISD-IT) staff. Revenues recommended at \$3,473,351 represent a 3% (\$116,474) increase over the FY 2022-23 Adopted Budget primarily due to an increase in forecasted PeopleSoft activity levels resulting in higher revenue received from County users. It is recommended that \$100,000 of available Net Position be used for planned upgrades and adjustments. This budget does not include any staffing costs.

SUMMARY OF CAO RECOMMENDATIONS

Services and Supplies

- Services and Supplies recommended at \$3,573,351 represent a 2% (\$66,474) increase over the FY 2022-23 Adopted Budget primarily due to an increase in Data Processing and Computer Service Software charges.

Recommended funding includes:

- Account 7295 Professional and Specialized Services recommended at \$114,000 represents a 54% (\$135,000) decrease from the FY 2022-23 Adopted Budget primarily due to a reduced need in professional consulting services for the County's updated budgeting software system implemented during FY 2021-22 and FY 2022-23.
- Account 7296 Data Processing Services recommended at \$1,775,998 represents a 16% (\$248,825) increase over the FY 2022-23 Adopted Budget primarily due to an estimated increase of ISD-IT labor support hours for budget preparation, human resource management system, and the Property Management Information System (PMIS) implementation project.

SUMMARY OF REVENUES

- Revenues are recommended at \$3,473,351 and represent a 3% (\$116,474) increase over the FY 2022-23 Adopted Budget primarily due to an estimated increase in Charges for Services for projected PeopleSoft activity levels.

Security BUDGET 8970

	Actual 2021-22	Adopted 2022-23	Recommended 2023-24	Increase/ (Decrease)	
<u>FISCAL SUMMARY</u>					
<u>Appropriations</u>					
Salaries and Benefits	\$ 6,533,983	\$ 7,091,525	\$ 7,465,133	\$ 373,608	5%
Services and Supplies	2,585,401	3,228,782	2,682,501	(546,281)	-17%
Total Appropriations	\$ 9,119,384	\$ 10,320,307	\$ 10,147,634	\$ (172,673)	-2%
<u>Revenues</u>					
Fines, Forfeitures, & Penalties	\$ 67,881	\$ 65,000	\$ 55,000	\$ (10,000)	-15%
Revenue From Use of Money & Property	523,424	515,000	-	(515,000)	-100%
Charges For Services	9,247,110	9,740,307	10,092,634	352,327	4%
Miscellaneous Revenues	2,929	-	-	-	-
Other Financing Sources	73,688	-	-	-	-
Total Revenues	\$ 9,915,032	\$ 10,320,307	\$ 10,147,634	\$ (172,673)	-2%
<u>Revenues(Over)/Under Expenses</u>	\$ (795,648)	\$ -	\$ -	\$ -	-100%
Increase/(Decrease) in Net Position	795,648	-	-	-	-100%
<u>Budgetary Balance</u>	-	-	-	-	-
	Budgeted	Current	Recommended	Increase/ (Decrease)	
	2021-22	2022-23	2023-24		
Position Summary	93	93	93	-	

ISD – SECURITY SERVICES - 8970

FUNCTION

The Security Division (Security) of the Internal Services Department is responsible for the physical security of County facilities and employees. Security enforces regulations in all County parking areas. Other services include centralized identification badge services and administration of the security access control system.

OVERVIEW

The FY 2023-24 Recommended Budget of \$10,147,634 represents a 2% (\$172,673) decrease from the FY 2022-23 Adopted Budget primarily due to the transfer of parking leases to Internal Services Department-Facility Services (ISD-Facility Services). Revenues recommended at \$10,147,634 represent a 2% (\$172,673) decrease from the FY 2022-23 Adopted Budget primarily due to revenue moving to the ISD-Facility Services budget as a result of the transfer of the Downtown Parking Program. Staffing is recommended at the current level of 93 positions. Recommended salaries reflect a Salary Savings of 1% (\$51,045) and related benefit savings of \$43,942.

SUMMARY OF CAO RECOMMENDATIONS

Significant Program Changes

- Beginning in June 2023 Security is no longer administering the County's Downtown Parking Program. The program was transferred to ISD-Facility Services. The program includes an agreement with the City of Fresno to provide parking stalls for County employees.

Salaries and Benefits

- Salaries and Benefits recommended at \$7,465,133 represent a 5% (\$373,608) increase over the FY 2022-23 Adopted Budget primarily due to negotiated salary increases and increases in health insurance costs. Additional overtime is also budgeted to meet the service commitments to departments.

Recommended funding includes:

- Account 6600 Health Insurance Contribution recommended at \$1,023,064 represent a 12% (\$112,739) increase over the FY 2022-23 Adopted Budget primarily due to an increased level of employee participation and dependent care coverage.

Services and Supplies

- Services and Supplies recommended at \$2,682,501 represent a 17% (\$546,281) decrease from the FY 2022-23 Adopted Budget primarily due to the transfer of the Downtown Parking Program to ISD-Facility Services.

Recommended funding includes:

- Account 7205 Maintenance—Equipment recommended at \$654,101 represent a 27% (\$240,899) decrease from the FY 2022-2023 Adopted Budget primarily due to the transfer of the contract to ISD-Facility Services related to intrusion alarm system installations, maintenance, and repairs.
- Account 7340 Operating Leases Buildings recommended at \$192,000 represent a 72% (\$504,517) decrease from the FY 2022-23 Adopted Budget primarily due to transferring parking leases and related parking expenses to ISD-Facility Services.

SUMMARY OF REVENUES

- Revenues are recommended at \$10,147,634 represent a 2% (\$172,673) decrease from the FY 2022-23 Adopted Budget primarily due to the transfer of the Downtown Parking Program to ISD-Facility Services.

Security - 8970

REGULAR SALARIES
BUDGETED POSITIONS
RECOMMENDED

JCN	TITLE	BAND/ RANGE	POSITIONS		RECOMMENDED SALARIES
			CURRENT	RECOMMENDED	
3070	Supvsng Office Assistant	1,774	1	1	\$53,044
3080	Office Assistant II	1,485	2	2	87,314
3110	Office Assistant I	1,349	2	2	81,071
5206	Chief of Security	D	1	1	107,302
5236	Supvsng Security Officer	1,892	3	3	179,400
5237	Security Officer	1,240	72	72	2,705,698
5239	Sr Security Officer	1,488	12	12	544,182
Subtotal			93	93	\$3,758,011
Total Salary Savings					(51,045)
TOTAL REGULAR SALARIES					\$ 3,706,966

Facility Services BUDGET 8935

	Actual 2021-22	Adopted 2022-23	Recommended 2023-24	Increase/ (Decrease)	
<u>FISCAL SUMMARY</u>					
<u>Appropriations</u>					
Salaries and Benefits	\$ 11,630,125	\$ 12,519,271	\$ 13,974,289	\$ 1,455,018	12%
Services and Supplies	31,880,133	55,690,656	65,768,596	10,077,940	18%
Capital Assets	1,826,037	1,623,963	817,600	(806,363)	-50%
Total Appropriations	<u>\$ 45,336,294</u>	<u>\$ 69,833,890</u>	<u>\$ 80,560,485</u>	<u>\$ 10,726,595</u>	15%
<u>Revenues</u>					
Revenue From Use of Money & Property	\$ 70,872	\$ 70,000	\$ 1,585,728	\$ 1,515,728	2,165%
Intergovernment Rev - State	576,847	485,436	485,438	2	-
Charges For Services	39,177,349	60,376,066	71,189,319	10,813,253	18%
Miscellaneous Revenues	299,289	200,000	700,000	500,000	250%
Other Financing Sources	1,465,039	8,723,963	6,600,000	(2,123,963)	-24%
Total Revenues	<u>\$ 41,589,396</u>	<u>\$ 69,855,465</u>	<u>\$ 80,560,485</u>	<u>\$ 10,705,020</u>	15%
<u>Revenues(Over)/Under Expenses</u>	\$ 3,746,898	\$ (21,575)	\$ -	\$ 21,575	-100%
Increase/(Decrease) in Net Position	<u>(3,746,898)</u>	<u>21,575</u>	<u>-</u>	<u>(21,575)</u>	-100%
<u>Budgetary Balance</u>	-	-	-	-	-
	Budgeted	Current	Recommended	Increase/ (Decrease)	
	2021-22	2022-23	2023-24		
Position Summary	<u>138</u>	<u>134</u>	<u>133</u>	<u>(1)</u>	

ISD – FACILITY SERVICES - 8935

FUNCTION

The Facility Services Division (Facility Services) of the Internal Services Department (ISD) is responsible for the mechanical, electrical, structural, and custodial maintenance of County-owned facilities. In addition to the routine and preventive maintenance, remodeling and modifications of County facilities, the Division plans and performs furniture moves, as requested by departments.

OVERVIEW

The FY 2023-24 Recommended Budget of \$80,560,485 represents a 15% (\$10,726,595) increase over the FY 2022-23 Adopted Budget primarily due to projected increases in customer driven building maintenance requests along with increased use of design and construction services related to Job Order Contracting (JOC) projects and higher anticipated energy costs. Revenues recommended at \$80,560,485 represent a 15% (\$10,705,020) increase over the FY 2022-23 Adopted Budget primarily due to a growth in revenue from building maintenance services that are direct charge backs to user departments, as well as from taking over the County Employee Parking Program. Staffing is recommended at 133 positions, a net decrease of one position from current staffing levels. Salary Savings of 1.5% (\$112,702) was used in calculating Regular Salaries with related benefit cost savings of \$96,720.

SUMMARY OF CAO RECOMMENDATIONS

Significant Program Changes

- Beginning in June 2023, Facility Services began administering the County's Downtown Parking Program. The program will provide parking for all County employees working in the downtown area and account for County vehicles parked downtown. All costs related to the County's parking program will be recovered by way of a per stall rate that County departments will pay monthly for allocated stalls assigned to them to meet their respective parking needs.

Salaries and Benefits

- Salaries and Benefits recommended at \$13,974,289 represent an 12% (\$1,455,018) increase over the FY 2022-23 Adopted Budget primarily due to negotiated Salary and Benefit adjustments as well as step increases.

Services and Supplies

- Services and Supplies recommended at \$65,768,596 represent an 18% (\$10,077,940) increase over the FY 2022-23 Adopted Budget primarily due to the rising costs of janitorial supplies, energy costs, as well as the cost of maintaining existing service levels. Additionally, appropriation increases were recommended based on forecasted demand for JOC projects and to account for the costs of taking over the Parking Leases servicing the Downtown Parking Program.

Recommended funding includes:

- Account 7070 Household Expense recommended at \$1,622,000 represents a 13% (\$187,000) increase over the FY 2022-23 Adopted Budget primarily due to the rising costs in janitorial cleaning supplies and the anticipated increase in contracted janitorial services for existing or newly acquired County facilities.

- Account 7101 General Liability Insurance recommended at \$387,199 represents a 44% (\$118,379) increase over the FY 2022-23 Adopted Budget based on the calculated risk exposure based on historical claim history, resulting in a higher insurance rate calculated by Risk Management.
- Account 7175 Property Insurance recommended at \$931,592 represents a 25% (\$185,582) increase over the FY 2022-23 Adopted Budget based on the calculated risk exposure based on historical claim history, resulting in a higher insurance rate calculated by Risk Management.
- Account 7220 Maintenance-Buildings & Grounds recommended at \$1,791,500 represents a 57% (\$2,369,700) decrease from the FY 2022-23 Adopted Budget primarily due to reallocating appropriations for the replacement of generators and heating, ventilation, air conditioning (HVAC) systems previously budgeted in this account to Account 7295 Professional and Specialized Services.
- Account 7295 Professional and Specialized service recommended at \$32,198,344 represents a 22% (\$5,764,344) increase over the FY 2022-23 Adopted Budget primarily due to American Rescue Plan Act (ARPA) funded projects that are scheduled to be completed in FY 2023-24. In addition, the increase is due to the budgeting of replacement of generators and HVAC systems in this account that were previously budgeted in Account 7220.
- Account 7296 Data Processing recommended at \$848,149 represents a 14% (\$105,485) increase over the FY 2022-23 Adopted Budget primarily due to anticipated increases in IT service levels related to internal application hosting as well as increased rates effecting active user participation.
- Account 7340 Operating Leases Buildings recommended at \$1,510,728 provides appropriations for costs related to the parking leases committed to the County's Downtown Parking Program taken over from ISD-Security Services.
- Account 7355 Operating Leases Equipment recommended at \$190,000 provides appropriations for the cost of equipment leases previously being budgeted in Account 7295 Professional and Specialized Services.
- Account 7385 Small Tools & Instruments recommended at \$200,000 represents a 300% (\$150,000) increase over the FY 2022-23 Adopted Budget primarily due to the need to replenish tools for trade staff to perform repairs and maintenance.
- Account 7431 County Departmental Utilities recommended at \$18,051,400 represents a 30% (\$4,200,650) increase over the FY 2022-23 Adopted Budget primarily due to higher estimated energy costs in response to planned increases in energy rates.
- Account 7565 Countywide Cost Allocation recommended at \$600,381 represents a 20% (\$151,919) decrease from the FY 2022-23 Adopted Budget primarily due to the annual distribution of general government costs as calculated annually by the Auditor-Controller/Treasurer-Tax Collector.
- Account 7611 Security Services recommended at \$972,887 represents a 57% (\$354,995) increase over the FY 2022-23 Adopted Budget primarily due to the forecasted need of building specific security projects and services including, but not limited to labor and monitoring.

Capital Assets

- Capital Assets recommended at \$817,600 represent a 50% (\$806,363) decrease from the FY 2022-23 Adopted Budget due to the Plaza 4th Floor Remodel being completed in FY 2022-23. The recommended budget requested for FY 2023-24 represents the unspent

remaining balance on projected program costs for the Elevator Modernization project that started in FY 2021-22.

Recommended funding includes:

(1) Main Jail Elevator Modernization...\$817,600.....New-Sheriff's.....Prog Number 91698

SUMMARY OF REVENUES

- Revenues are recommended at \$80,560,485 and represent a 15% (\$10,705,020) increase over the FY 2022-23 Adopted Budget.
 - Revenue From Use of Money & Property recommended at \$1,585,728 represents a significant (\$1,515,728) increase over the FY 2022-23 Adopted Budget due to the collection of fees paid by Departments participating in the new Downtown Parking Program.
 - Charges for Services recommended at \$71,189,319 represent an 18% (\$10,813,253) increase over the FY 2022-23 Adopted Budget due to the re-budgeting of projects and projected increase in user department requests related to Job Order Contract (JOC) projects, rises in energy costs, and HVAC servicing and replacement.
 - Miscellaneous Revenues recommended at \$700,000 represent a 250% (\$500,000) increase over the FY 2022-23 Adopted Budget primarily due to projected increase in reimbursement of property damage claims based on historical trends and projected use of emergency services contract.
 - Other Financing Sources recommended at \$6,600,000 represent a 24% (\$2,123,963) decrease from the FY 2022-23 Adopted Budget due to the projected reduction in reimbursements under the ARPA Federal Stimulus package based on the estimated completion costs of eligible approved projects.

Facility Services - 8935

REGULAR SALARIES
BUDGETED POSITIONS
RECOMMENDED

JCN	TITLE	BAND/ RANGE	POSITIONS		RECOMMENDED SALARIES
			CURRENT	RECOMMENDED	
2297	Principal Staff Analyst	E	1	1	\$97,526
3070	Supvsng Office Assistant	1,774	1	1	52,848
3080	Office Assistant II	1,485	1	1	46,929
3110	Office Assistant I	1,349	1	1	36,451
3432	Supvsng Stock Clerk	1,653	1	1	44,050
3440	Stock Clerk	1,240	5	5	172,533
3620	Program Technician I	1,534		1	52,565
5050	Maintenance Janitor	1,485	21	21	950,752
5055	Janitor	1,349	34	32	1,349,442
5061	Supvsng Janitor	1,634	6	6	289,382
5201	Maintenance Services Supervisr	2,493	3	3	228,597
5202	Building Maintenance Engineer	2,153	13	13	889,725
5230	Facility Services Manager	D	1	1	118,690
5231	Facility Services Supervisor	2,819	3	3	267,228
5315	Maintenance Carpenter	2,066	2	2	136,616
5325	Maintenance Painter	1,923	4	4	228,424
5326	Maintenance Plumber	2,153	9	9	629,174
5327	Maintenance Electrician	2,066	7	7	451,203
5328	Locksmith	2,066	4	4	264,667
5330	Air Conditioning Mechanic	2,153	12	12	829,829
5375	Building Maintenance Specialst	2,563	5	5	380,788
Subtotal			134	133	\$7,517,419
Total Salary Savings					(112,702)
TOTAL REGULAR SALARIES					\$ 7,404,717

VACANT POSITIONS DELETED (Effective October 16, 2023)

JCN	TITLE	BAND/ RANGE	POSITIONS	SALARIES
5055	Janitor	1,349	-2	\$ 71,910
Cost of Restoring Vacant Positions			-2	\$ 71,910

RECOMMENDED POSITIONS TO ADD (Effective October 16, 2023)

JCN	TITLE	BAND/ RANGE	POSITIONS	SALARIES
3620	Program Technician I	1,534	1	\$ 52,565
	Cost of Positions Recommended to Add		1	\$ 52,565





Resources BUDGET 9015

	Actual 2021-22	Adopted 2022-23	Recommended 2023-24	Increase/ (Decrease)	
<u>FISCAL SUMMARY</u>					
<u>Appropriations</u>					
Salaries and Benefits	\$ 2,912,751	\$ 3,413,887	\$ 3,475,557	\$ 61,670	2%
Services and Supplies	1,583,217	4,862,858	5,803,269	940,411	19%
Other Financing Uses	3,053,000	9,057,800	10,370,420	1,312,620	14%
Capital Assets	2,136,513	5,900,000	3,500,000	(2,400,000)	-41%
Total Appropriations	<u>\$ 9,685,480</u>	<u>\$ 23,234,545</u>	<u>\$ 23,149,246</u>	<u>\$ (85,299)</u>	-
<u>Revenues</u>					
Revenue From Use of Money & Property	\$ (7,016)	\$ 300	\$ 400	\$ 100	33%
Intergovernment Rev - State	-	101,233	-	(101,233)	-100%
Intergovernment Rev - Other	614,668	500	-	(500)	-100%
Charges For Services	1,904,313	1,859,391	2,848,110	988,719	53%
Miscellaneous Revenues	362	-	10,370,420	10,370,420	-
Other Financing Sources	3,177,385	9,810,196	11,122,816	1,312,620	13%
Intrafund Revenue	3,307,759	-	-	-	-
Total Revenues	<u>\$ 8,997,471</u>	<u>\$ 11,771,620</u>	<u>\$ 24,341,746</u>	<u>\$ 12,570,126</u>	107%
<u>Revenues(Over)/Under Expenses</u>	\$ 688,009	\$ 11,462,925	\$ (1,192,500)	\$ (12,655,425)	-110%
Increase/(Decrease) in Net Position	<u>(688,009)</u>	<u>(11,462,925)</u>	<u>1,192,500</u>	<u>12,655,425</u>	-110%
<u>Budgetary Balance</u>	-	-	-	-	-
	Budgeted	Current	Recommended	Increase/ (Decrease)	
	2021-22	2022-23	2023-24		
Position Summary	<u>25</u>	<u>26</u>	<u>26</u>	<u>-</u>	

PW&P – RESOURCES - 9015

FUNCTION

The Public Works and Planning Department administers the Resources Enterprise Fund, which supports the operation and regulatory compliance for the regional American Avenue Disposal Site (AADS), and regulatory compliance for five closed disposal sites (Blue Hills, Coalinga, Southeast Regional (SER), Del Rey, and Riverdale). The Fund provides for the administration and oversight of the new, permanent Household Hazardous Waste (HHW) Regional Facility, known as the Environmental Compliance Center (ECC), and HHW Local Network (Network). The Fund provides for implementation of the Countywide Integrated Waste Management Plan, administration of programs to meet State-mandated recycling and organic requirements, administration of the program and relevant agreements for solid waste collection for the County's Exclusive Service Area Program (ESAP), the Non-Exclusive Waste Haulers Agreement (NEWHA), and a Recycling Hauler Reporting System and administration of various grants. Additionally, Resources staff support is provided for Special Districts and Parks and Grounds.

OVERVIEW

The FY 2023-24 Recommended Budget of \$23,149,246 represents a less than 1% (\$85,299) decrease from the FY 2022-23 Adopted Budget primarily due to an increase in professional service expenditures offset by a decrease in expenditures related to the Environmental Compliance Center (ECC) change in project phase. Revenues recommended at \$24,341,746 represent a 107% (\$12,570,126) increase over the FY 2022-23 Adopted Budget primarily due to an accounting change for the recognition of solid waste surcharges & AB 939 service fee revenues. Staffing remains recommended at 26 positions, the same as the current level.

SUMMARY OF CAO RECOMMENDATIONS

Salaries and Benefits

- Salaries and Benefits recommended at \$3,475,557 represent a 2% (\$61,670) increase over the FY 2022-23 Adopted Budget due to negotiated increases in salaries.

Services and Supplies

- Services and Supplies recommended at \$5,803,269 represents a 19% (\$940,411) increase over the FY 2022-23 Adopted Budget.

Recommended funding includes:

- Account 7295 Professional & Specialized Services recommended at \$4,574,717 represents an 18% (\$708,505) increase over the FY 2022-23 Adopted Budget due primarily to additional services for the Environmental Health Local Enforcement Agency program and an allocation of closure funds for the ECC.
- Account 7611 Security Services recommended at \$162,291 represents a 1,065% (\$148,354) increase over the FY 2022-23 Adopted Budget primarily due to additional services for the ECC.
- Account 7910 Operating Transfers out recommended at \$10,370,420 represents a 14% (\$1,312,620) increase over the FY 2022-23 Adopted Budget primarily due to additional surcharge revenues transferred out.

Capital Assets

- Capital Assets recommended at \$3,500,000 represents a 41% (\$2,400,000) decrease from the FY 2022-23 Adopted Budget and includes the remaining costs associated with relocating the County’s permanent ECC Facility from its current site at AADS to a regulatory approved location.
- (1) ECC Facility.....\$3,500,000.....Ongoing.....Program Number 91440

SUMMARY OF REVENUES

- Revenues are recommended at \$24,341,746 and represent a 107% (\$12,570,126) increase over the FY 2022-23 Adopted Budget due to the recognition of both solid waste surcharges & AB 939 service fee revenues and their transfer into the Resources general subclass.
 - Intergovernmental State Revenue recommended at \$0 represents a 100% (\$101,233) decrease from the FY2022-23 Adopted Budget as grant revenues are allocated to other divisions directly for assigned projects and Org 9015 is not expecting the receipt of any grant monies directly.
 - Charges for Services recommended at \$2,848,110 represent a 53% (\$988,719) increase from the FY 2022-23 Adopted Budget primarily due to an increase in services provided to all operating County disposal sites along with the Special Districts and Parks departments.
 - Miscellaneous Revenues is recommended at \$10,370,420 to account for the recognition of solid waste surcharges & AB 939 service fees previously accounted for as held deposits.
 - Other Financing Sources recommended at \$11,122,816 represents a 13% (\$1,312,620) increase from the FY 2022-23 Adopted Budget due to increased transfer activity for AB 939 service fees and solid waste surcharges.

PENDING FACTORS

The Environmental Compliance Center (ECC) is operational and serves approximately 104 residents and 20-25 local businesses monthly. There are over 80 HHW Network sites that accept various types of HHW from County residents and Resources staff continues to recruit hosts for the network.

Resources - 9015

REGULAR SALARIES
BUDGETED POSITIONS
RECOMMENDED

JCN	TITLE	BAND/ RANGE	POSITIONS		RECOMMENDED SALARIES
			CURRENT	RECOMMENDED	
0228	Resources Division Manager	D	1	1	\$131,326
1133	Sr Engineering Technician	2,412	2	2	152,507
1140	Engineering Technician II	2,103	1	1	61,474
1134	Sr Engineer	3,839	1	1	121,342
1137	Engineer III	3,490	1	1	113,274
2291	Staff Analyst I	1,991	5	5	291,496
2292	Staff Analyst II	2,207	1	1	69,752
2293	Staff Analyst III	2,549	2	2	160,011
2294	Sr Staff Analyst	F	3	3	265,980
2297	Principal Staff Analyst	E	1	1	104,161
2371	Landfill Operations Manager	E	1	1	131,326
3080	Office Assistant II	1,485	1	1	46,929
3160	Administrative Assistant II	1,806	1	1	54,366
3205	Account Clerk I	1,395	1	1	38,627
3620	Program Technician I	1,534	3	3	137,656
3621	Program Technician II	1,716	1	1	55,765
Subtotal			26	26	\$1,935,992
TOTAL REGULAR SALARIES					\$ 1,935,992

Southeast Regional Disposal BUDGET 9020

	Actual 2021-22	Adopted 2022-23	Recommended 2023-24	Increase/ (Decrease)	
<u>FISCAL SUMMARY</u>					
<u>Appropriations</u>					
Services and Supplies	\$ 211,930	\$ 718,186	\$ 626,956	\$ (91,230)	-13%
Capital Assets	-	600,000	900,000	300,000	50%
Total Appropriations	\$ 211,930	\$ 1,318,186	\$ 1,526,956	\$ 208,770	16%
<u>Revenues</u>					
Revenue From Use of Money & Property	\$ 56,404	\$ -	\$ -	\$ -	-
Charges For Services	9,299	-	-	-	-
Miscellaneous Revenues	241,073	350,004	280,000	(70,004)	-20%
Total Revenues	\$ 306,776	\$ 350,004	\$ 280,000	\$ (70,004)	-20%
<u>Revenues(Over)/Under Expenses</u>	\$ (94,846)	\$ 968,182	\$ 1,246,956	\$ 278,774	29%
Increase/(Decrease) in Net Position	94,846	(968,182)	(1,246,956)	(278,774)	29%
<u>Budgetary Balance</u>	-	-	-	-	-

American Ave Disposal Site BUDGET 9026

	Actual 2021-22	Adopted 2022-23	Recommended 2023-24	Increase/ (Decrease)	
<u>FISCAL SUMMARY</u>					
<u>Appropriations</u>					
Salaries and Benefits	\$ 1,893,846	\$ 2,282,826	\$ 2,473,478	\$ 190,652	8%
Services and Supplies	11,392,248	14,922,452	14,156,263	(766,189)	-5%
Other Financing Uses	-	680,000	520,000	(160,000)	-24%
Capital Assets	2,785,324	32,501,996	26,055,000	(6,446,996)	-20%
Total Appropriations	<u>\$ 16,071,418</u>	<u>\$ 50,387,274</u>	<u>\$ 43,204,741</u>	<u>\$ (7,182,533)</u>	-14%
<u>Revenues</u>					
Revenue From Use of Money & Property	\$ 260,909	\$ 200,628	\$ 199,542	\$ (1,086)	-1%
Charges For Services	12,789,658	15,834,996	16,283,420	448,424	3%
Miscellaneous Revenues	3,754	413,640	13,644	(399,996)	-97%
Other Financing Sources	50,406	30,810,000	23,340,000	(7,470,000)	-24%
Intrafund Revenue	13,145	-	-	-	-
Total Revenues	<u>\$ 13,117,872</u>	<u>\$ 47,259,264</u>	<u>\$ 39,836,606</u>	<u>\$ (7,422,658)</u>	-16%
<u>Revenues(Over)/Under Expenses</u>	<u>\$ 2,953,546</u>	<u>\$ 3,128,010</u>	<u>\$ 3,368,135</u>	<u>\$ 240,125</u>	8%
Increase/(Decrease) in Net Position	<u>(2,953,546)</u>	<u>(3,128,010)</u>	<u>(3,368,135)</u>	<u>(240,125)</u>	8%
<u>Budgetary Balance</u>	<u>-</u>	<u>-</u>	<u>-</u>	<u>-</u>	<u>-</u>
	Budgeted	Current	Recommended	Increase/ (Decrease)	
	2021-22	2022-23	2023-24		
Position Summary	<u>22</u>	<u>23</u>	<u>23</u>	<u>-</u>	

Coalinga Disposal Site BUDGET 9028

	Actual 2021-22	Adopted 2022-23	Recommended 2023-24	Increase/ (Decrease)	
<u>FISCAL SUMMARY</u>					
<u>Appropriations</u>					
Services and Supplies	\$ 98,290	\$ 399,910	\$ 364,679	\$ (35,231)	-9%
Total Appropriations	\$ 98,290	\$ 399,910	\$ 364,679	\$ (35,231)	-9%
<u>Revenues</u>					
Revenue From Use of Money & Property	\$ 10,577	\$ -	\$ -	\$ -	-
Charges For Services	31	-	-	-	-
Other Financing Sources	150,000	150,000	150,000	-	-
Total Revenues	\$ 160,608	\$ 150,000	\$ 150,000	\$ -	-
<u>Revenues(Over)/Under Expenses</u>	\$ (62,318)	\$ 249,910	\$ 214,679	\$ (35,231)	-14%
Increase/(Decrease) in Net Position	62,318	(249,910)	(214,679)	35,231	-14%
<u>Budgetary Balance</u>	-	-	-	-	-

PW&P-American Avenue Disposal Site Landfill Expansion BUDGET 9905

	Actual 2021-22	Adopted 2022-23	Recommended 2023-24	Increase/ (Decrease)	
<u>FISCAL SUMMARY</u>					
<u>Appropriations</u>					
Other Financing Uses	\$ -	\$ 30,220,000	\$ 22,820,000	\$ (7,400,000)	-24%
Total Appropriations	\$ -	\$ 30,220,000	\$ 22,820,000	\$ (7,400,000)	-24%
<u>Revenues</u>					
Revenue From Use of Money & Property	\$ 418,003	\$ -	\$ -	\$ -	-
Charges For Services	1,850,495	-	-	-	-
Miscellaneous Revenues	-	2,462,742	2,462,742	-	-
Total Revenues	\$ 2,268,498	\$ 2,462,742	\$ 2,462,742	\$ -	-
<u>Revenues(Over)/Under Expenses</u>	\$ (2,268,498)	\$ 27,757,258	\$ 20,357,258	\$ (7,400,000)	-27%
Increase/(Decrease) in Net Position	2,268,498	(27,757,258)	(20,357,258)	7,400,000	-27%
<u>Budgetary Balance</u>	-	-	-	-	-

PW&P – DISPOSAL SITES - 9020-9905

FUNCTION

The Public Works and Planning Department administers the Disposal Site Enterprise Funds. The County owns and operates the regional American Avenue Disposal Site (AADS) and maintains the closed Southeast Regional and Coalinga Disposal Sites, as required by a multitude of laws, regulations, and agencies. Financing is through four individual Enterprise Funds and is detailed in four separate budgets (Orgs 9020, 9026, 9028, and 9905).

OVERVIEW

Southeast Regional Disposal Site, Org 9020 – The FY 2023-24 Recommended Budget of \$1,526,956 represents a 16% (\$208,770) increase over the FY 2022-23 Adopted Budget. Revenues recommended at \$280,000 represent a 20% (\$70,004) decrease from the FY 2022-23 Adopted Budget. Funding provides for mandated ongoing post-closure maintenance activities such as groundwater and methane monitoring along with general site maintenance. The FY 2023-24 Recommended Budget includes a decrease in Net Position in the amount of \$1,246,956 in Org 9020.

American Ave Disposal Site, Org 9026 - The FY 2023-24 Recommended Budget of \$43,204,741 represents a 14% (\$7,182,533) decrease from the FY 2022-23 Adopted Budget. Revenues recommended at \$39,836,606 represent a 16% (\$7,422,658) decrease from the FY 2022-23 Adopted Budget due to a decrease in Operating Transfer In revenues from Landfill Expansion Org 9905 for Capital Project Assets. Recommended funding assumes operating the disposal site with tonnages averaging 2,200 tons per day. The FY 2023-24 Recommended Budget includes a decrease in Net Position in the amount of \$3,368,135 for Org 9026. Staffing is recommended at 23 positions, no change from the previous year.

American Avenue Disposal Site Landfill Expansion, Org 9905 - The FY 2023-24 Recommended Budget of \$22,820,000 represents a 24% (\$7,400,000) decrease from the FY 2022-23 Adopted Budget due to a reduction of Capital Assets purchases and the City of Fresno Agreement for landfill material. Revenues are recommended at \$2,462,742, which is no change from the FY 2022-23 Adopted Budget. The FY 2023-24 Recommended Budget includes a decrease in Net Position in the amount of \$20,357,258 in Org 9905.

Coalinga Disposal Site, Org 9028 – The FY 2023-24 Recommended Budget of \$364,679 represents a 9% (\$35,231) decrease from the FY 2022-23 Adopted Budget. Revenues are recommended at \$150,000, which is no change from the FY 2022-23 Adopted Budget. The FY 2023-24 Recommended budget includes a decrease in Net Position in the amount of \$214,679 in Org 9028.

SUMMARY OF CAO RECOMMENDATIONS

Salaries and Benefits

- Salaries and Benefits in Org 9026 recommended at \$2,473,478 represent an 8% (\$190,652) increase over the FY 2022-23 Adopted Budget.

Services and Supplies

- Services and Supplies for all Disposal Site Orgs recommended at \$15,147,898 represent a 6% (\$892,650) decrease from the FY 2022-23 Adopted Budget due predominately to expected increases in outside contractual services.

Recommended funding includes:

- Account 7175 Property Insurance recommended at \$460,364 represents a 45% (\$143,264) increase over the FY 2022-23 Adopted Budget due to the increased rates provided by Risk Management.
- Account 7205 Maintenance - Equipment recommended at \$2,163,000 represents a 72% (\$902,496) increase over the FY 2022-23 Adopted Budget due to increases to site-owned equipment maintenance and repairs.
- Account 7295 Professional & Specialized Services recommended at \$6,419,158 represents a 25% (\$2,189,886) decrease from the FY 2022-23 Adopted Budget due to decreases in contracted services primarily at the AADS.
- Account 7355 Operating Leases Equipment recommended at \$160,000 represents a 1,499% (\$149,992) increase over the FY 2022-23 Adopted Budget due to an expected increase in heavy equipment rental at the AADS.
- Account 7385 Small Tools & Instruments recommended at \$71,000 represents an 84% (\$375,100) decrease from the FY 2022-23 Adopted Budget due to a decrease in new equipment pieces expected in AADS.
- Account 7416 Tran & Travel County Garage recommended at \$959,227 represents a 54% (\$336,979) increase over the FY 2022-23 Adopted Budget due to an expected increase of Diesel costs at the AADS.

Operating Transfer Out

- Account 7910 Operating Transfer Out within Org 9026 recommended at \$520,000 represents a 24% (\$160,000) decrease from the FY 2022-23 Adopted Budget due to fewer Purchases of Capital Assets and expenditures related to American Ave's Refund Subclass in Org 9026.

Capital Assets

- Capital Assets in Org 9020 recommended at \$900,000 represent a 50% (\$300,000) increase over the FY 2022-23 Adopted Budget due to ongoing projects and new Abandon Wells project.

Recommended funding includes:

- (1) Disposal Site Fence\$700,000.....Existing Unit.....Program Number 91806
- (1) Abandon Wells\$200,000.....New.....Program Number 91886

- Capital Assets in Org 9026 recommended at \$26,055,000 represent a 20% (\$6,446,996) decrease from the FY 2022-23 Adopted Budget due to a decrease in equipment purchases.

Recommended funding includes:

- (1) Phase I Waste Reloc.....\$10,000,000.....Existing Unit.....Program Number 90947
- (1) Litter Fence Improvements.....\$100,000..... New Program Number 91887
- (1) AADS Phase III Mod 9 & 10....\$10,000,000 New Program Number 91888
- (1) Ultra Low Nox Flare.....\$3,000,000..... Existing Unit Program Number 91807
- (1) CAT Scraper.....\$1,200,000.....Existing Unit.....Program Number 91758
- (1) Flare Blower Motor..... \$25,000..... Replace-Regulatory..... Program Number 91134
- (2) Light Towers.....\$50,000 ...New-Replacement.....Program Number 91721
- (4) Surplus Truck.....\$20,000.....New-Replacement.....Program Number 91814

- (1) Portable Break Station.....\$35,000..... Existing Unit..... Program Number 91138
- (1) ADC Tarps.....\$400,000....New-Replacement..... Program Number 91724
- (1) CPT Motor Grader.....\$225,000..... New..... Program Number 91808
- (1) Water Truck.....\$1,000,000.....New-Replacement..... Program Number 91809

SUMMARY OF REVENUES

- Revenues for all Disposal Site Orgs are recommended at \$42,729,348 and represent a 15% (\$7,492,662) decrease from the FY 2022-23 Adopted Budget primarily due to a decrease in Operating Transfer Ins from the subclass Orgs.
 - Estimated combined Beginning Fund Balance on July 1, 2023 is approximately \$57,653,898.
 - Fund Balance in the amount of \$4,829,770 is budgeted to balance the FY 2023-24 Recommended Budget.
 - Estimated combined Ending Fund Balance on June 30, 2024 is approximately \$52,824,128.

American Ave Disposal Site - 9026

REGULAR SALARIES
BUDGETED POSITIONS
RECOMMENDED

JCN	TITLE	BAND/ RANGE	POSITIONS		RECOMMENDED SALARIES
			CURRENT	RECOMMENDED	
5401	Disposal Site Supervisor	2,652	1	1	\$79,820
5403	Disposal Site Attendant	1,240	5	5	185,884
5405	Disposal Site Equip Op Trainee	1,592	4	4	184,052
5408	Disposal Site Lead Supervisor	2,388	1	1	71,779
5221	Parks Groundskeeper	1,361	3	3	109,864
5404	Disposal Site Equip Operatr I	1,867	7	7	395,673
5407	Disposal Site Equip Operatr II	2,159	2	2	135,369
Subtotal			23	23	\$1,162,441
TOTAL REGULAR SALARIES					\$ 1,162,441

Special Districts Admin BUDGET 9140

	Actual 2021-22	Adopted 2022-23	Recommended 2023-24	Increase/ (Decrease)	
<u>FISCAL SUMMARY</u>					
<u>Appropriations</u>					
Salaries and Benefits	\$ 2,380,246	\$ 2,656,624	\$ 2,783,594	\$ 126,970	5%
Services and Supplies	1,212,363	1,288,657	1,790,836	502,179	39%
Capital Assets	-	1,390,000	2,055,000	665,000	48%
Total Appropriations	<u>\$ 3,592,610</u>	<u>\$ 5,335,281</u>	<u>\$ 6,629,430</u>	<u>\$ 1,294,149</u>	24%
<u>Revenues</u>					
Revenue From Use of Money & Property	\$ (23,921)	\$ -	\$ -	\$ -	-
Intergovernment Rev - State	27,466	-	-	-	-
Intergovernment Rev - Federal	-	1,300,000	2,000,000	700,000	54%
Charges For Services	3,112,359	4,027,783	4,539,369	511,586	13%
Miscellaneous Revenues	1,350	-	-	-	-
Other Financing Sources	38,257	7,500	7,500	-	-
Total Revenues	<u>\$ 3,155,512</u>	<u>\$ 5,335,283</u>	<u>\$ 6,546,869</u>	<u>\$ 1,211,586</u>	23%
<u>Revenues(Over)/Under Expenses</u>	\$ 437,098	\$ (2)	\$ 82,561	\$ 82,563	4,128,149%
Increase/(Decrease) in Net Position	(437,098)	2	(82,561)	(82,563)	4,128,149%
<u>Budgetary Balance</u>	-	-	-	-	-
	Budgeted	Current	Recommended	Increase/ (Decrease)	
	2021-22	2022-23	2023-24	(Decrease)	
Position Summary	20	20	21	1	

PW&P – SPECIAL DISTRICTS ADMINISTRATION - 9140

FUNCTION

The Public Works and Planning Department administers the Special Districts Administration, Enterprise Fund which includes the administration of 131 budgets consisting of 41 County Service Areas (CSAs), five Maintenance Districts, one Highway Lighting District, six Waterworks Districts (WWDs) and 78 road zones within CSA 35. Activities include budget preparation for the various districts, conducting Proposition 218 hearings, obtaining and administering contractor services, operation of water and wastewater facilities, coordination of response to customers, tax roll and financial report preparation, and purchasing of water. Services provided include one or more of the following: community water, community sewer, street lighting, snow removal, storm drainage, structural fire protection, first responder medical services, landscaping, refuse collection, park maintenance, wetlands monitoring, open space maintenance, and road maintenance.

OVERVIEW

The FY 2023-24 Recommended Budget of \$6,629,430 represents a 24% (\$1,294,149) increase from the FY 2022-23 Adopted Budget primarily due to increased costs attributed to the Creek Fire Shaver Lake Wastewater Rehab infrastructure project and monitoring the well project at the Juvenile Justice Campus (JJC). Revenues recommended at \$6,546,869 represent a 23% (\$1,211,586) increase from the FY 2022-23 Adopted Budget based on services provided to the public, CSAs, WWDs, and to other departments as well as funding for the Creek Fire Shaver Lake Wastewater Rehab project. The FY 2023-24 Recommended Budget includes a decrease of Net Position in the amount of \$82,561. Staffing is recommended at 21 positions, which is an increase of one position over the current level.

SUMMARY OF CAO RECOMMENDATIONS

Salaries and Benefits

- Salaries and Benefits recommended at \$2,783,594 represent a 5% (\$126,970) increase over the FY 2022-23 Adopted Budget primarily due to the addition of a Program Technician staff position along with rising regular employee salaries.

Services and Supplies

- Services and Supplies recommended at \$1,790,836 represent a 39% (\$502,179) increase over the FY 2022-23 Adopted Budget primarily due to an increase in Professional & Specialized Services expenditures.

Recommended funding includes:

- Account 7295 Professional Services recommended at \$691,770 represents a 79% (\$306,053) increase over the FY 2023-23 Adopted Budget primarily due to additional on-call engineering consultant services needed for the monitoring well project at the JJC.

Capital Assets

- Capital Assets recommended at \$2,055,000 represent a 48% (\$665,000) increase over the FY 2022-23 Adopted Budget.
 - Equipment recommended at \$55,000 represents a 39% (\$35,000) decrease from the FY 2022-23 Adopted Budget.

Recommended funding includes:

(1) 4x4 Service Truck.....\$55,000.....Replacement.....Program Number 91789

- Infrastructure recommended at \$2,000,000 represents a 54% increase over the 2022-23 Adopted Budget.

Recommended funding includes:

Creek Fire Shaver Lake Wastewater Rehab.....\$2,000,000.....Program Number 91781

SUMMARY OF REVENUES

- Revenues are recommended at \$6,546,869 and represent a 23% (\$1,211,586) increase over the FY 2022-23 Adopted Budget based on services provided to the public, CSAs, WWDs and to other departments as well as reimbursements for the Creek Fire Shaver Lake Wastewater Rehab project.
 - Federal Intergovernmental Revenue recommended at \$2,000,000 represents a 54% (\$700,000) increase over the FY 2022-23 Adopted Budget due to increased disaster relief funding being provided for the Creek Fire Shaver Lake Wastewater Rehab project.
 - Charges for Services recommended at \$4,539,369 represents a 13% (\$511,586) increase over the FY2022-23 Adopted Budget due to additional operating services provided to County Service Areas, Waterworks Districts, and JJC.

Special Districts Admin - 9140

REGULAR SALARIES
BUDGETED POSITIONS
RECOMMENDED

<u>JCN</u>	<u>TITLE</u>	<u>BAND/ RANGE</u>	<u>POSITIONS</u>		<u>RECOMMENDED SALARIES</u>
			<u>CURRENT</u>	<u>RECOMMENDED</u>	
2293	Staff Analyst III	2,549	2	2	\$154,358
2294	Sr Staff Analyst	F	2	2	177,320
2297	Principal Staff Analyst	E	1	1	97,526
3140	Administrative Assistant I	1,632	1	1	49,140
3620	Program Technician I	1,534		1	36,933
3621	Program Technician II	1,716	1	1	55,765
5318	Water/Wastewater Specialist I	1,993	5	5	305,660
5320	Supvsng Water/Wastewater Spec	3,307	1	1	88,126
5321	Water/Wastewater Spec III	2,878	5	5	441,512
5322	Water/Wastewater Technician	1,636	2	2	98,132
Subtotal			20	21	\$1,504,472
TOTAL REGULAR SALARIES					\$ 1,504,472

RECOMMENDED POSITIONS TO ADD (Effective October 16, 2023)

<u>JCN</u>	<u>TITLE</u>	<u>BAND/ RANGE</u>	<u>POSITIONS</u>	<u>SALARIES</u>
3620	Program Technician I	1,534	1	\$ 36,933
Cost of Positions Recommended to Add			1	\$ 36,933





Base Recorder Fees (Recorder Budget)
BUDGET 1048

	<u>Actual</u> 2021-22	<u>Adopted</u> 2022-23	<u>Recommended</u> 2023-24	<u>Increase/</u> <u>(Decrease)</u>	
<u>FISCAL SUMMARY</u>					
<u>Appropriations</u>					
Salaries and Benefits	\$ 1,797,434	\$ 2,482,458	\$ 2,494,492	\$ 12,034	-
Services and Supplies	1,853,981	1,948,082	1,898,043	(50,039)	-3%
Other Charges	-	500	500	-	-
Other Financing Uses	5,802,521	2,613,760	630,145	(1,983,615)	-76%
Capital Assets	491,791	340,000	35,000	(305,000)	-90%
Total Appropriations	\$ 9,945,727	\$ 7,384,800	\$ 5,058,180	\$ (2,326,620)	-32%
<u>Revenues</u>					
Licenses, Permits, & Franchises	\$ 4,721	\$ 4,000	\$ 5,000	\$ 1,000	25%
Revenue From Use of Money & Property	(14,230)	-	-	-	-
Charges For Services	4,404,333	4,346,200	4,324,180	(22,020)	-1%
Miscellaneous Revenues	11,508	-	-	-	-
Other Financing Sources	5,616,122	3,034,600	729,000	(2,305,600)	-76%
Total Revenues	\$ 10,022,454	\$ 7,384,800	\$ 5,058,180	\$ (2,326,620)	-32%
Revenues(Over)/Under Expenses	\$ (76,727)	\$ -	\$ -	\$ -	-100%
Increase/(Decrease) in Fund Balance	76,727	-	-	-	-100%
Budgetary Balance	-	-	-	-	-
	<u>Budgeted</u> 2021-22	<u>Current</u> 2022-23	<u>Recommended</u> 2023-24	<u>Increase/</u> <u>(Decrease)</u>	
Position Summary	27	27	27	-	

RECORDER – 1048

FUNCTION

The Recorder's Division of the Assessor-Recorder's Office has the responsibility to record legal documents related primarily to real property and vital statistic records. Documents are scanned and filmed, and images are displayed for public use, along with an index of all documents on record. The index is created by data entry through an online system. The Division assists the public in the use of images, indexes and equipment for research, and provides copies of the same as requested. The Division also instructs the public in matters relating to information available in the Assessor and Recorder Divisions. All functions of the Recorder are mandated.

OVERVIEW

The FY 2023-24 Recommended Budget of \$5,058,180 represents a 32% (\$2,326,620) decrease from the FY 2022-23 Adopted Budget. Revenues recommended at \$5,058,180 represent a 32% (\$2,326,620) decrease from the FY 2022-23 Adopted Budget. The decrease is primarily due to the Recorder's new building being completed in FY 2022-23. Salary Savings of 1% (\$13,426) was used in calculating Regular Salaries with related benefit savings of \$10,539. Staffing is recommended at the current level of 27 positions.

GOAL SETTING

Goal

FY 2023-24

- **Goal:** Collaborate with the District Attorney's Office to create the Fresno County Fraud Program. The Fresno County Fraud Program will provide the constituents of Fresno County with a fraud notification process that will help prevent fraud and increase transparency and goodwill.
- **Performance Metric:** Successfully begin offering a notification process for the constituents of Fresno County collaborating with the District Attorney's Office.

FY 2022-23

- **Goal:** Start offering services to customers through the drive-through at the new Recorder's Building, which will be the first in the State of California.
- **Outcome(s)/Result(s):** The Recorder's drive-through was fully operational on January 24, 2023. In the last six months, 540 transactions have been processed through the drive-through.

SUMMARY OF CAO RECOMMENDATIONS

Salaries and Benefits

- Salaries and Benefits recommended at \$2,494,492 represent a less than 1% (\$12,034) increase over the FY 2022-23 Adopted Budget.

Services and Supplies

- Services and Supplies recommended at \$1,898,043 represent a 3% (\$50,039) decrease from the FY 2022-23 Adopted Budget primarily due to exclusion of prior year's one-time costs for data storage.

Recommended funding includes:

- Account 7295 Professional & Specialized Services recommended at \$507,900 represents a 25% (\$172,700) decrease from the FY 2022-23 Adopted Budget due to costs associated with completion of the project that converted recordable documents into an archivable book form in the previous fiscal year.
- Account 7345 Facility Operation & Maintenance recommended at \$337,226 represents a 93% (\$162,279) increase over the FY 2022-23 Adopted Budget primarily due to sewer pipe repairs needed at the Recorder's Building and costs associated with employee parking.
- Account 7611 Security Services recommended at \$90,705 represents a 55% (\$112,911) decrease from the FY 2022-23 Adopted Budget primarily due to the removal of a full-time security guard who was stationed at the Recorder's Building. Night patrol and alarm monitoring at the new Recorder's Building along with other security measures will still be in place.

Other Financing Uses

- Operating Transfers Out recommended at \$630,145 represents a 76% (\$1,983,615) decrease from the FY 2022-23 Adopted Budget due to the construction costs of the new Recorder's Building being paid in previous fiscal years.

Capital Assets

- Capital Assets recommended at \$35,000 represent a 90% (\$305,00) decrease from the FY 2022-23 Adopted Budget due to the associated costs of furnishings, equipment, and safes for the new Recorder's Building being purchased and installed in FY 2022-23.

(2) Two Gemtrac.....\$35,000.....NewProgram Number 91906

SUMMARY OF REVENUES

- Revenues are recommended at \$5,058,180 and represent a 32% (\$2,326,620) decrease from the FY 2022-23 Adopted Budget due to the decreases in Operating Transfers In needed from the Recorder's special revenue funds. These revenues were used to pay for the new Recorder's Building, equipment, and furnishing which were completed in previous fiscal years.
- Account 5957 Operating Transfers in recommended at \$729,000 represents a 76% (\$2,305,600) decrease from the FY 2022-23 Adopted Budget due to completion of the Recorder's Building in FY 2022-23.

Base Recorder Fees (Recorder Budget) - 1048

REGULAR SALARIES
BUDGETED POSITIONS
RECOMMENDED

<u>JCN</u>	<u>TITLE</u>	<u>BAND/ RANGE</u>	<u>POSITIONS</u>		<u>RECOMMENDED SALARIES</u>
			<u>CURRENT</u>	<u>RECOMMENDED</u>	
0275	Recording Manager	F	1	1	\$92,326
3095	Recording Technician I	1,549	15	15	650,160
3096	Recording Technician II	1,733	5	5	250,550
3097	Supervising Recording Tech	1,967	3	3	170,557
3260	Account Clerk II	1,565	1	1	44,146
3255	Sr Accountant	2,536	1	1	80,158
3704	Info Technology Analyst I	1,845	1	1	50,797
			<hr/>	<hr/>	
Subtotal			27	27	\$1,338,694
	Bilingual Pay				3,900
	Total Salary Savings				(13,426)
					<hr/>
TOTAL REGULAR SALARIES					\$ 1,329,168

LOCAL REVENUE FUND 2011 – VARIOUS ORGS (FUND 0271)

FUNCTION

As a part of the FY 2011-12 State Budget, the California Legislature enacted a series of trailer bills that realigned State funding for various programs to the counties. Assembly Bills (AB) 118 and X1 16 and Senate Bill (SB) 89 established the accounting structure for realignment and identified 1.0625% of existing State Sales Tax and a specified portion of Vehicle License Fees (VLF) to cover the cost of this realignment (2011 Realignment). In the County, Special Revenue Fund 0271 (Local Revenue Fund 2011) was created to comply with 2011 Realignment legislation and receive the funds for 2011 Realignment purposes. On June 27, 2012, the California Legislature enacted SB 1020, which established the permanent funding structure for the Local Revenue Fund 2011 beginning FY 2012-13. Special Revenue Fund 0271 was created in order to implement the accounting structure changes required by SB 1020.

The State's share-of-cost for the following programs or funding sources are provided through 2011 Realignment: Rural Crime Prevention, Multi-Agency Gang Enforcement Consortium (MAGEC), Sheriff's Booking Fees, California Multi-Jurisdictional Methamphetamine Enforcement Team (CalMMET), Probation Grants, Juvenile Camps and Ranches, Citizens' Option for Public Safety (COPS), Juvenile Justice Crime Prevention Act (JJCPA), Trial Court Security, Youthful Offender Block Grant, Juvenile Reentry Grant, Early and Periodic Screening, Diagnosis and Treatment (EPSDT), Mental Health Managed Care, Substance Abuse Treatment, Adult Protective Services, Foster Care, Child Welfare Services, Adoptions Assistance, and Child Abuse Prevention. In addition, funding for AB 109 (Public Safety Realignment Act), which transferred responsibility for housing and supervising three distinct inmate and parolee populations from the California Department of Corrections and Rehabilitation (CDCR) to counties, was also established through 2011 Realignment and is budgeted under the Local Community Corrections Subaccount of the Local Revenue Fund 2011. Funding for parole revocation hearings related to AB 109 is budgeted in the District Attorney and Public Defender Subaccount. The Probation Department administers the AB 109 Planning Grant Subaccount, where revenues and expenses are related to the support and resources required by the Fresno County Community Corrections Partnership (CCP). The County Administrative Office administers the Local Innovation Subaccount that is designated to fund local needs as approved by the Board of Supervisors.

2011 Realignment legislation also made accounting structure changes to the existing 1991 Realignment Accounts, which by statute are budgeted under the Health and Welfare Realignment Trust Fund and funded with 1991 Realignment Sales Tax and VLF. Through this change, funding for Mental Health Programs is funded with a portion of the 2011 Realignment Sales Tax and is budgeted under the Mental Health Account of the Health and Welfare Realignment Trust Fund. Further, 1991 Realignment Sales Tax and VLF revenues previously utilized for Mental Health Programs were redirected to the newly created CalWORKs Assistance Maintenance-of-Effort (MOE) Account. Unlike traditional MOEs, where a County has to spend a statutorily set amount regardless of available realignment funds, the revised CalWORKs Assistance MOE is a "floating" number and is set annually, in arrears, to the amount of realignment funds actually received in that specific account for a given fiscal year. The revised CalWORKs Assistance MOE is separate from and does not replace the existing CalWORKs Single Allocation MOE.

OVERVIEW

The FY 2023-24 Recommended Budget of \$261,556,599 represents a 9% (\$22,562,086) increase over the FY 2022-23 Adopted Budget. Fund 0271 revenues provide funding for programs administered by the County Administrative Office, District Attorney, Public Defender,

Probation, Sheriff, and the Departments of Behavioral Health and Social Services. The existing Fund Balance of each Org will cover any excess appropriations over revenues for FY 2023-24 based on current 2023-24 revenue estimates. The Fund Summary Table at the end of this narrative illustrates the FY 2023-24 estimates for each Org and the recommended appropriations of those funds under each departmental Recommended Budget.

SUMMARY OF REVENUES

- Revenues are recommended at \$217,121,946 and represent a 4% (\$8,657,622) decrease from the 2022-23 Adopted Budget and are based on projected Sales Tax and VLF to be received in FY 2023-24.
 - Use of Fund Balance in the amount of \$44,434,653 is recommended for the FY 2023-24 Recommended Budget.

**FY 2023-24 Recommended Budget
Local Revenue Fund 2011**

(Subclass)	13021	13022	13024		13023	
SPECIAL REVENUE FUND 0271			Enhancing Law Enforcement Activities Subaccount			
Fund 0271 ORG Description	3438 Local Innovation Subaccount	3439 AB109 Planning Grant Subaccount	28610100 Rural Crime Prevention	28610200 Multi-Agency Gang Enf. Consr. MAGEC	31180200 Booking Fees Sheriff	31180300 War on Meth Cal-MMET
Sales Tax / VLF Revenue	\$ -	\$ 200,000	\$ 649,391	\$ 127,358	\$ 1,480,500	\$ 1,200,000
DEPARTMENT ORG						
10109999 - Human Resources		140,218				
2540 - Interest and Miscellaneous Expenditures	150,000					
31113260 - Ag Crime Task Force			440,662			
31113350 - ASU Patrol Helicopter						
31114000 - Main Jail Administration					1,480,500	
31114701 - Prisoner Warrants & Transport						
31115702 - Court Security						
31116328 - Cal-MET						1,200,000
2860 - District Attorney	235,617					
28621500 - Rural Crime Prevention Task Force			208,729			
28624500 - MAGEC Grant				127,358		
2880 - Public Defender						
34309999 - Probation	66,000	158,429				
34409999 - Probation Juvenile Justice Campus						
5630 - EPSDT ³						
5630 - Substance Abuse Contracts						
5630 - Managed Care						
5630 - Drug Court Partnership						
5610 - Foster Care Program						
5610 - Adoptions Assistance Program						
5610 - Child Welfare Services Program						
5610 - Adult Protective Services Program						
6410 - Foster Care Assistance Payments						
6415 - Adoptions Assistance Payments						
CCP ⁴ Recommends allocation of AB 109 funds for Board approval						
Grand Total	\$ 451,617	\$ 298,647	\$ 649,391	\$ 127,358	\$ 1,480,500	\$ 1,200,000
Balance	\$ (451,617)	\$ (98,647)	\$ -	\$ -	\$ -	\$ -
¹ COPS - Citizens' Option for Public Safety ² JJCPA - Juvenile Justice Crime Prevention Act ³ EPSDT - Early and Periodic Screening, Diagnosis, & Treatment ⁴ CCP - Community Corrections Partnership						

**FY 2023-24 Recommended Budget
Local Revenue Fund 2011**

(Subclass)	13022		13023		13024	
SPECIAL REVENUE FUND 0271	Enhancing Law Enforcement Activities Subaccount					
Fund 0271 ORG Description	34330100 County Probation Grants	34330300 Juvenile Camps & Ranches	34370100 JJCPA ²	31190100 COPS ¹ Sheriff Front Line Services	31190200 COPS Sheriff Detention	28670100 COPS District Attorney
Sales Tax / VLF Revenue	\$ 3,271,696	\$ 2,040,101	\$ 2,763,957	\$ 504,000	\$ 496,000	\$ 500,000
DEPARTMENT ORG						
10109999 - Human Resources						
2540 - Interest and Miscellaneous Expenditures						
31113260 - Ag Crime Task Force						
31113350 - ASU Patrol Helicopter				504,000		
31114000 - Main Jail Administration					496,000	
31114701 - Prisoner Warrants & Transport						
31115702 - Court Security						
31116328 - Cal-MET						
2860 - District Attorney						500,000
28621500 - Rural Crime Prevention Task Force						
28624500 - MAGEC Grant						
2880 - Public Defender						
34309999 - Probation			5,211,052			
34409999 - Probation Juvenile Justice Campus	4,388,932	4,388,931	50,000			
5630 - EPSDT ³						
5630 - Substance Abuse Contracts						
5630 - Managed Care						
5630 - Drug Court Partnership						
5610 - Foster Care Program						
5610 - Adoptions Assistance Program						
5610 - Child Welfare Services Program						
5610 - Adult Protective Services Program						
6410 - Foster Care Assistance Payments						
6415 - Adoptions Assistance Payments						
CCP ⁴ Recommends allocation of AB 109 funds for Board approval						
Grand Total	\$ 4,388,932	\$ 4,388,931	\$ 5,261,052	\$ 504,000	\$ 496,000	\$ 500,000
Balance	\$ (1,117,236)	\$ (2,348,830)	\$ (2,497,095)	\$ -	\$ -	\$ -
¹ COPS - Citizens' Option for Public Safety ² JJCPA - Juvenile Justice Crime Prevention Act ³ EPSDT - Early and Periodic Screening, Diagnosis, & Treatment ⁴ CCP - Community Corrections Partnership						

**FY 2023-24 Recommended Budget
Local Revenue Fund 2011**

(Subclass)	13024	13025	13023	13022	
SPECIAL REVENUE FUND 0271	District Attorney & Public Defender Subaccount		Trial Court Security Subaccount	Local Community Corrections Subaccount	Youthful Offender Block Grant Special Account
Fund 0271 ORG Description	2866 District Attorney	2881 Public Defender	3117 Trial Court Security Account	3436 Local Community Corrections Account	3434 Youthful Offender Block Grant
Sales Tax / VLF Revenue	\$ 950,000	\$ 950,000	\$ 21,258,490	\$ 56,272,741	\$ 4,419,310
DEPARTMENT ORG					
10109999 - Human Resources					
2540 - Interest and Miscellaneous Expenditures					
31113260 - Ag Crime Task Force					
31113350 - ASU Patrol Helicopter					
31114000 - Main Jail Administration					
31114701 - Prisoner Warrants & Transport					
31115702 - Court Security			21,258,490		
31116328 - Cal-MET					
2860 - District Attorney	950,000				
28621500 - Rural Crime Prevention Task Force					
28624500 - MAGEC Grant					
2880 - Public Defender		950,000			
34309999 - Probation					883,856
34409999 - Probation Juvenile Justice Campus					3,230,954
5630 - EPSDT ³					
5630 - Substance Abuse Contracts					304,500
5630 - Managed Care					
5630 - Drug Court Partnership					
5610 - Foster Care Program					
5610 - Adoptions Assistance Program					
5610 - Child Welfare Services Program					
5610 - Adult Protective Services Program					
6410 - Foster Care Assistance Payments					
6415 - Adoptions Assistance Payments					
CCP ⁴ Recommends allocation of AB 109 funds for Board approval				55,440,489	
Grand Total	\$ 950,000	\$ 950,000	\$ 21,258,490	\$ 55,440,489	\$ 4,419,310
Balance	\$ -	\$ -	\$ -	\$ 832,252	\$ -
¹ COPS - Citizens' Option for Public Safety ² JJCPA - Juvenile Justice Crime Prevention Act ³ EPSDT - Early and Periodic Screening, Diagnosis, & Treatment ⁴ CCP - Community Corrections Partnership					

**FY 2023-24 Recommended Budget
Local Revenue Fund 2011**

(Subclass)	13022	13030				
SPECIAL REVENUE FUND 0271	Juvenile Reentry Grant Special Account	Behavioral Health Subaccount			Mental Health (EPSDT)	Mental Health (Managed Care)
Fund 0271 ORG Description	3435 Juvenile Reentry Grant	5632 Drug Court Account Sub. Abuse	5633 Nondrug Medi-Cal Sub. Abuse	5634 Drug Medi-Cal Account Sub. Abuse	5637 Mental Health Account (EPSDT)	5636 Mental Health Account (Managed Care)
Sales Tax / VLF Revenue	\$ 676,398	\$ 1,340,275	\$ 169,588	\$ 12,095,928	\$ 19,844,754	\$ 14,560,135
DEPARTMENT ORG						
10109999 - Human Resources						
2540 - Interest and Miscellaneous Expenditures						
31113260 - Ag Crime Task Force						
31113350 - ASU Patrol Helicopter						
31114000 - Main Jail Administration						
31114701 - Prisoner Warrants & Transport						
31115702 - Court Security						
31116328 - Cal-MET						
2860 - District Attorney						
28621500 - Rural Crime Prevention Task Force						
28624500 - MAGEC Grant						
2880 - Public Defender						
34309999 - Probation	263,892					
34409999 - Probation Juvenile Justice Campus						
5630 - EPSDT ³					24,813,546	
5630 - Substance Abuse Contracts			532,538	19,051,389		
5630 - Managed Care						22,315,371
5630 - Drug Court Partnership		4,747,845				
5610 - Foster Care Program						
5610 - Adoptions Assistance Program						
5610 - Child Welfare Services Program						
5610 - Adult Protective Services Program						
6410 - Foster Care Assistance Payments						
6415 - Adoptions Assistance Payments						
CCP ⁴ Recommends allocation of AB 109 funds for Board approval						
Grand Total	\$ 263,892	\$ 4,747,845	\$ 532,538	\$ 19,051,389	\$ 24,813,546	\$ 22,315,371
Balance	\$ 412,506	\$ (3,407,570)	\$ (362,950)	\$ (6,955,461)	\$ (4,968,792)	\$ (7,755,236)

¹COPS - Citizens' Option for Public Safety
²JJCPA - Juvenile Justice Crime Prevention Act
³EPSDT - Early and Periodic Screening, Diagnosis, & Treatment
⁴CCP - Community Corrections Partnership

**FY 2023-24 Recommended Budget
Local Revenue Fund 2011**

(Subclass)		13030					
SPECIAL REVENUE FUND 0271		Protective Services Subaccount					
Fund 0271 ORG Description		6210					
		Adult Prot. Services Program	Foster Care Program	Foster Care Assistance Payments	Child Welfare Services Program	Adoptions Assistance Program	Adoptions Assistance Payments
Sales Tax / VLF Revenue \$							
DEPARTMENT ORG							
10109999 - Human Resources							
2540 - Interest and Miscellaneous Expenditures							
31113260 - Ag Crime Task Force							
31113350 - ASU Patrol Helicopter							
31114000 - Main Jail Administration							
31114701 - Prisoner Warrants & Transport							
31115702 - Court Security							
31116328 - Cal-MET							
2860 - District Attorney							
28621500 - Rural Crime Prevention Task Force							
28624500 - MAGEC Grant							
2880 - Public Defender							
34309999 - Probation					230,000		
34409999 - Probation Juvenile Justice Campus							
5630 - EPSDT ³							
5630 - Substance Abuse Contracts							
5630 - Managed Care							
5630 - Drug Court Partnership							
5610 - Foster Care Program			2,266,736				
5610 - Adoptions Assistance Program						2,059,223	
5610 - Child Welfare Services Program					34,991,285		
5610 - Adult Protective Services Program		3,621,939					
6410 - Foster Care Assistance Payments				22,823,959			
6415 - Adoptions Assistance Payments							20,393,570
CCP ⁴ Recommends allocation of AB 109 funds for Board approval							
Grand Total		\$ 3,621,939	\$ 2,266,736	\$ 22,823,959	\$ 35,221,285	\$ 2,059,223	\$ 20,393,570
Balance							

¹COPS - Citizens' Option for Public Safety
²JJCPA - Juvenile Justice Crime Prevention Act
³EPSDT - Early and Periodic Screening, Diagnosis, & Treatment
⁴CCP - Community Corrections Partnership

**FY 2023-24 Recommended Budget
Local Revenue Fund 2011**

(Subclass)	13030	
SPECIAL REVENUE FUND 0271	Protective Services Subaccount	
Fund 0271 ORG Description	Child Abuse Prevention	TOTAL Projected Collections
Sales Tax / VLF Revenue	71,351,324	\$ 217,121,946
DEPARTMENT ORG		
10109999 - Human Resources		140,218
2540 - Interest and Miscellaneous Expenditures		150,000
31113260 - Ag Crime Task Force		440,662
31113350 - ASU Patrol Helicopter		504,000
31114000 - Main Jail Administration		1,480,500
31114701 - Prisoner Warrants & Transport		496,000
31115702 - Court Security		21,258,490
31116328 - Cal-MET		1,200,000
2860 - District Attorney		1,685,617
28621500 - Rural Crime Prevention Task Force		208,729
28624500 - MAGEC Grant		127,358
2880 - Public Defender		950,000
34309999 - Probation		6,813,229
34409999 - Probation Juvenile Justice Campus		12,058,817
5630 - EPSDT ³		24,813,546
5630 - Substance Abuse Contracts		19,888,427
5630 - Managed Care		22,315,371
5630 - Drug Court Partnership		4,747,845
5610 - Foster Care Program		2,266,736
5610 - Adoptions Assistance Program		2,059,223
5610 - Child Welfare Services Program	680,589	35,671,874
5610 - Adult Protective Services Program		3,621,939
6410 - Foster Care Assistance Payments		22,823,959
6415 - Adoptions Assistance Payments		20,393,570
CCP ⁴ Recommends allocation of AB 109 funds for Board approval		55,440,489
Grand Total	\$ 680,589	\$ 261,556,599
Balance	\$ (15,715,977)	(44,434,653)
¹ COPS - Citizens' Option for Public Safety ² JJCPA - Juvenile Justice Crime Prevention Act ³ EPSDT - Early and Periodic Screening, Diagnosis, & Treatment ⁴ CCP - Community Corrections Partnership		

Library - Measure B BUDGET 7511

	Actual 2021-22	Adopted 2022-23	Recommended 2023-24	Increase/ (Decrease)	
<u>FISCAL SUMMARY</u>					
<u>Appropriations</u>					
Salaries and Benefits	\$ 20,419,683	\$ 22,385,779	\$ 23,711,800	\$ 1,326,021	6%
Services and Supplies	9,953,681	14,690,568	15,705,804	1,015,236	7%
Other Charges	199,430	229,950	234,050	4,100	2%
Other Financing Uses	49,374	-	-	-	-
Capital Assets	-	550,000	21,000	(529,000)	-96%
Total Appropriations	<u>\$ 30,622,168</u>	<u>\$ 37,856,297</u>	<u>\$ 39,672,654</u>	<u>\$ 1,816,357</u>	5%
<u>Revenues</u>					
Taxes	\$ 40,303,138	\$ 37,015,050	\$ 41,200,000	\$ 4,184,950	11%
Revenue From Use of Money & Property	644,140	190,000	520,000	330,000	174%
Intergovernment Rev - State	260,464	162,500	240,000	77,500	48%
Charges For Services	1,551,196	1,833,090	1,922,396	89,306	5%
Miscellaneous Revenues	137,888	280,100	280,100	-	-
Other Financing Sources	692,771	148,324	158,344	10,020	7%
Total Revenues	<u>\$ 43,589,596</u>	<u>\$ 39,629,064</u>	<u>\$ 44,320,840</u>	<u>\$ 4,691,776</u>	12%
<u>Revenues(Over)/Under Expenses</u>	<u>\$ (12,967,429)</u>	<u>\$ (1,772,767)</u>	<u>\$ (4,648,186)</u>	<u>\$ (2,875,419)</u>	162%
Increase/(Decrease) in Fund Balance	<u>12,967,429</u>	<u>1,772,767</u>	<u>4,648,186</u>	<u>2,875,419</u>	162%
<u>Budgetary Balance</u>	<u>-</u>	<u>-</u>	<u>-</u>	<u>-</u>	<u>-</u>
	Budgeted	Current	Recommended	Increase/ (Decrease)	
	2021-22	2022-23	2023-24		
Position Summary	<u>325</u>	<u>325</u>	<u>325</u>	<u>-</u>	

LIBRARY – 7511

FUNCTION

The Fresno County Public Library, under the governance of the Board of Supervisors, provides informational, cultural, and recreational services to the public. Library is a member of the San Joaquin Valley Library System (SJVLS) and serves as its fiscal and operational agent. The Coalinga-Huron Library District is a separate special district and not covered in this budget. Funding is primarily provided from two sources, property taxes and Measure B Sales Tax revenue. The Measure B Sales Tax Ordinance was passed by the voters in November 1998, renewed in 2004 and 2012, and will expire March 31, 2029, if not renewed prior to that date.

OVERVIEW

The FY 2023-24 Recommended Budget of \$39,672,654 represents a 5% (\$1,816,357) increase over the FY 2022-23 Adopted Budget primarily due to increases in Salaries and Benefits including funding nine full-time positions added at the end of FY 2022-23. Revenues recommended at \$44,320,840 represent a 12% (\$4,691,776) increase over the FY 2022-23 Adopted Budget primarily due to a projected increase in Measure B Sales Tax revenue. Staffing is recommended at the current level of 325 positions. Salary Savings of 3% (\$403,535) was used when calculating Regular Salaries, with related benefit savings of (\$311,575).

GOAL SETTING

Goals

FY 2023-24

- **Operational Goal:** Continue work with the Departments of Public Works and Planning, Internal Services, and external vendors to ensure major building repairs and updates are completed in compliance with regulatory standards within a framework of preventative and scheduled maintenance, as well as create a detailed Long-Term Facilities Plan for the Fresno County Public Library.
- **Performance Metric:** Staff will work in collaboration with the Departments of Public Works and Planning and Internal Services to ensure facility needs are addressed under the categories of site, building exterior, roofing, building interior, Americans with Disabilities Act (ADA) improvements, and Heating, Ventilation, and Air Conditioning (HVAC) systems. A full detailed Long-Term Facilities plan will be executed within this fiscal year.

FY 2022-23

- **Operational Goal:** Continued work with the Departments of Public Works and Planning, Internal Services, and external vendors to ensure major building repairs and updates are completed in compliance with regulatory standards within a framework of preventative and scheduled maintenance.
- **Outcome(s)/Result(s):** In FY 2022-23 major building repairs were completed at the Auberry, Caruthers, San Joaquin, Woodward locations. Security system repairs were completed at Woodward Park and fire suppression upgrades to Fig Garden. In addition, the interior furnishing and patron reception at Fig Garden Regional Library were completed in final phase of expansion.

- **Operational Goal:** Continued outreach and community participation via online and digital resources to better serve the changing needs of diverse populations while maintaining outreach and service standards to areas affected by the digital divide.
- **Outcome(s)/Result(s):** In FY 2022-23, most of these measures were met. Digital collection content exceeds its goal with a record digital circulation through Overdrive of 1,000,407 total checkouts of digital materials, a milestone only about 100 libraries worldwide achieve. The social media goal was on hold due to high turnover, only a single employee could maintain a social media presence across all platforms resulting in a decline of user interactions. Programming events nearly tripled and attendance surpassed 113,000 people.
- **Operational Goal:** Ensure that all programs, services, and facility improvements meet the expectations and commitments outlined in Measure B.
- **Outcome(s)/Result(s):** The Measure B Public awareness marketing planning and promotional materials, and website redesign is underway and expected to be completed during fiscal year 2023-24. The Measure B Citizen Review Panel is actively assisting with the redesign of website.

SUMMARY OF CAO RECOMMENDATIONS

Significant Program Changes

- As a result of significant growth in Measure B sales tax collection, the department has increased library collections materials, programming services, early learning centers and community engagement services, and technology to improve access to services.
- The capital outlay for the Fowler branch driveway and electrical improvements will be funded by Measure B Fund Balance under Library Capital Improvement Org 7530, Transfer Out.
- Existing Library buildings, major replacements, and improvements for seven branch locations to be completed as a part of long-term facilities plan. Measure B Fund Balance surplus reserves will be utilized for branch major repairs, improvements, and remodel of seven existing libraries under Library Capital Improvement Org, Capital Assets.
- The growth of existing library branches continues during fiscal year for expansion of Reedley and Clovis branch. In 2019, the Board approved funding the project from Library Fund Balance reserves and a transfer out under Library Capital Improvement Org 7530, Transfer Out.

Salaries and Benefits

- Salaries and Benefits recommended at \$23,711,800 represent a 6% (\$1,326,021) increase over the FY 2022-23 Adopted Budget due to negotiated increases in salaries and related benefits.

Recommended funding includes:

- Account 6600 Health Insurance Contribution recommended at \$2,517,804 represents a 10% (\$228,180) increase over the FY 2022-23 Adopted Budget due to the increase in health insurance contributions.

Services and Supplies

- Services and Supplies recommended at \$15,705,804 represent a 7% (\$1,015,236) increase over the FY 2022-23 Adopted Budget primarily due to an increase in utilities, security costs, maintenance, library materials, and liability insurance.

Recommended funding includes:

- Account 7101 General Liability Insurance recommended at \$355,246 represents a 41% (\$103,552) increase over the FY 2022-23 Adopted Budget due to increased rates for FY 2023-24.
- Account 7205 Maintenance - Equipment recommended at \$305,865 represents a 60% (\$115,050) increase over the FY 2022-23 Adopted Budget based on increased budget to replace and upgrade security cameras.
- Account 7430 Utilities recommended at \$1,352,000 represents a 39% (\$378,500) increase over the FY 2022-23 Adopted Budget based on prior year actual cost and estimates provided by Internal Services Department.
- Account 7611 Security Services recommended at \$920,000 represents a 42% (\$270,000) increase over the FY 2022-23 Adopted Budget based on increased security services provided at branches.

Capital Assets

- Capital Assets recommended at \$21,000 represent a 96% decrease from the FY 2022-23 Adopted Budget based on utilization of Library Capital Improvement Org 7530 for building improvements.

Recommended funding includes:

- Equipment recommended at \$21,000 represents a 79% (\$79,000) decrease from the FY 2022-23 Adopted Budget and includes:
 - (1) Glowforge Laser Cutter... \$8,000..... New Purchase..... Program Number 91893
 - (2) Floor Scrubbers.....\$13,000..... New Purchase..... Program Number 91894

SUMMARY OF REVENUES

- Revenues are recommended at \$44,320,840 and represent a 12% (\$4,691,776) increase over the FY 2022-23 Adopted Budget primarily due to a projected increase in revenues from Measure B Sales Tax and property tax. Significant changes by specific revenue source are noted below:
 - Taxes recommended at \$41,200,000 represents an 11% (\$4,184,950) increase over the FY 2022-23 Adopted Budget based on projections from prior year actuals for Measure B Sales Tax and property tax.
 - Revenue From Use of Money recommended at \$520,000 represents a 174% increase over the FY 2022-23 Adopted Budget based on prior year actuals.
- Fund Balance Reserves - The Library continues to set aside 5% of excess surplus collected Taxes to build reserves for future major facilities projects and improvements.
 - Estimated Beginning Fund Balance on July 1, 2023 is \$76,500,000.
 - Fund Balance is estimated to increase by \$3,792,558.
 - Reserves withdrawal for Capital Improvement \$37,300,000.
 - Estimated Fund Balance on June 30, 2024 is \$42,992,558.

PENDING FACTORS

The Library will continue to assess and update its operational service plan to improve accessibility and standards at all branches in conjunction with other County agencies and stakeholders. Adapting to a diverse population will mean making changes to the layout of

existing buildings and updating the array of services and technology improvements to meet the demands of a modern library system.

For Library capital projects, the Department of Public Works and Planning is spearheading efforts in Clovis, Reedley, Fowler parking lot and design build development in upcoming years for the expansion of the Teague branch located at the Highway City Community Center.

Library - Measure B - 7511

REGULAR SALARIES
BUDGETED POSITIONS
RECOMMENDED

JCN	TITLE	BAND/ RANGE	POSITIONS		RECOMMENDED SALARIES
			CURRENT	RECOMMENDED	
0251	Assoc County Librarian	C	1	1	\$122,590
1152	Graphic Arts Specialist	1,767	2	2	83,733
2110	Librarian I	1,991	9	9	483,973
2112	Librarian Trainee	1,670	5	5	217,100
2150	Principal Librarian	D	4	4	400,608
2155	Librarian III	2,495	8	8	612,119
2156	Supervising Librarian	2,594	8	8	621,194
2160	Librarian II	2,193	16	16	1,063,407
2121	Library Assistant	1,346	118	118	3,936,255
2166	Sr Library Assistant	1,413	19	19	833,699
2145	Library Aide	1,265	62	62	1,175,825
2151	Library Program Manager	E	1	1	90,584
2153	Library Development Prog Coord	F	1	1	82,784
2167	Supervising Library Assistant	1,559	9	9	426,392
2175	Literacy Coordinator	2,405	1	1	75,998
2180	Library Facilities Coordinator	2,724	1	1	72,590
2185	Administrative Librarian SJVLS	D	1	1	99,684
2209	Executive Assistant	2,298	1	1	63,283
2286	Library Business Manager	E	1	1	97,526
2290	Volunteer Services Coordinator	1,909	1	1	54,245
2291	Staff Analyst I	1,991	1	1	53,695
2293	Staff Analyst III	2,549	2	2	155,224
3037	Driver	1,265	8	8	291,514
3080	Office Assistant II	1,485	2	2	91,985
3081	Office Assistant II - Conf	1,485	1	1	46,929
3205	Account Clerk I	1,395	1	1	37,175
3260	Account Clerk II	1,565	2	2	96,766
3212	Accountant I-Conf	1,896	1	1	50,579
3254	Sr Accountant - Conf	2,536	1	1	70,348
3240	Supvsng Account Clerk	1,859	1	1	58,786
3621	Program Technician II	1,716	1	1	55,765
3706	Info Technology Analyst III	2,393	1	1	75,648
3712	Network Systems Engineer II	2,852	3	3	267,185
3713	Sr Network Systems Engineer	3,249	1	1	102,674

Library - Measure B (ORG 7511)

3756	Info Technology Specialist I	1,845	2	2	89,016
3757	Info Technology Specialist II	2,029	2	2	128,232
3758	Sup Info Technology Specialist	2,372	1	1	63,209
5050	Maintenance Janitor	1,485	19	19	815,005
5061	Supvsng Janitor	1,634	1	1	44,917
5222	Library Maintenance Supervisor	2,189	1	1	69,186
5325	Maintenance Painter	1,923	1	1	63,746
5221	Parks Groundskeeper	1,361	3	3	109,936
			<hr/>	<hr/>	<hr/>
Subtotal			325	325	\$13,451,109
	Bilingual Pay				24,700
	Total Salary Savings				(403,535)
TOTAL REGULAR SALARIES					<hr/> \$ 13,072,274

Library Grants BUDGET 7517

	Actual 2021-22	Adopted 2022-23	Recommended 2023-24	Increase/ (Decrease)	
<u>FISCAL SUMMARY</u>					
<u>Appropriations</u>					
Services and Supplies	\$ -	\$ -	\$ 2,000	\$ 2,000	-
Total Appropriations	\$ -	\$ -	\$ 2,000	\$ 2,000	-
<u>Revenues</u>					
Intergovernment Rev - Federal	\$ -	\$ -	\$ 2,000	\$ 2,000	-
Total Revenues	\$ -	\$ -	\$ 2,000	\$ 2,000	-
<u>Revenues(Over)/Under Expenses</u>	\$ -	\$ -	\$ -	\$ -	-
Increase/(Decrease) in Fund Balance	-	-	-	-	-
<u>Budgetary Balance</u>	-	-	-	-	-

LIBRARY – GRANTS - 7517

FUNCTION

The Library Grants budget provides for the acquisition of Library materials, supplies, furniture, and equipment funded only by grants from other governmental institutions including Federal, State, and local government.

OVERVIEW

The FY 2023-24 Recommended Budget of \$2,000, is for Services and Supplies and does not include staff costs. There is no Net County Cost associated with this budget.

SUMMARY OF CAO RECOMMENDATIONS

Services and Supplies

- Services and Supplies are recommended at \$2,000 based on planned grant activities for FY 2023-24. The Library will return to the Board for approval of any additional grant opportunities that may arise during FY 2023-24.

SUMMARY OF REVENUES

- Revenues are recommended at \$2,000.

County Library Book Fund BUDGET 7521

	Actual 2021-22	Adopted 2022-23	Recommended 2023-24	Increase/ (Decrease)	
<u>FISCAL SUMMARY</u>					
<u>Appropriations</u>					
Services and Supplies	\$ 17,410	\$ 956,584	\$ 917,628	\$ (38,956)	-4%
Total Appropriations	\$ 17,410	\$ 956,584	\$ 917,628	\$ (38,956)	-4%
<u>Revenues</u>					
Revenue From Use of Money & Property	\$ 21,364	\$ 22,000	\$ 22,000	\$ -	-
Miscellaneous Revenues	54,561	42,000	40,000	(2,000)	-5%
Total Revenues	\$ 75,926	\$ 64,000	\$ 62,000	\$ (2,000)	-3%
<u>Revenues(Over)/Under Expenses</u>	\$ (58,515)	\$ 892,584	\$ 855,628	\$ (36,956)	-4%
Increase/(Decrease) in Fund Balance	58,515	(892,584)	(855,628)	36,956	-4%
<u>Budgetary Balance</u>	-	-	-	-	-

LIBRARY – BOOK FUND - 7521

FUNCTION

The Library Book Fund Special Revenue Fund was established for the exclusive use of the Library. Funding sources are provided by private donations that are restricted/designated for library branch use. The donations and interest earned in this fund are utilized to purchase books and other related library equipment, supplies, and materials.

OVERVIEW

The FY 2023-24 Recommended Budget of \$917,628 represents a 4% (\$38,956) decrease from the FY 2022-23 Adopted Budget. This budget is for Services and Supplies only and does not include staff costs. There is no Net County Cost associated with this budget.

SUMMARY OF CAO RECOMMENDATIONS

Services and Supplies

- Services and Supplies recommended at \$917,628 represents a 4% (\$38,956) decrease from the FY 2022-23 Adopted Budget primarily due to the completion of new furnishings for the Fig Garden Regional Library.

SUMMARY OF REVENUES

- Revenues are recommended at \$62,000 and represent a 3% (\$2,000) decrease from the FY 2022-23 Adopted Budget based on anticipated interest earned on the Library Book Fund Balance totaling \$22,000 and donations totaling \$40,000.
 - Estimated Beginning Fund Balance on July 1, 2023 is \$1,181,624.
 - Use of Fund Balance is \$855,628.
 - Estimated Ending Fund Balance on June 30, 2024 is \$325,996.

Library - Measure B - Capital Improvements BUDGET 7530

	Actual 2021-22	Adopted 2022-23	Recommended 2023-24	Increase/ (Decrease)	
<u>FISCAL SUMMARY</u>					
<u>Appropriations</u>					
Services and Supplies	\$ -	\$ 2,700,000	\$ 2,700,000	\$ -	-
Other Financing Uses	10,117	27,325,000	27,625,000	300,000	1%
Capital Assets	-	-	6,975,000	6,975,000	-
Total Appropriations	\$ 10,117	\$ 30,025,000	\$ 37,300,000	\$ 7,275,000	24%
<u>Revenues</u>					
<u>Revenues(Over)/Under Expenses</u>	\$ 10,117	\$ 30,025,000	\$ 37,300,000	\$ 7,275,000	24%
Increase/(Decrease) in Fund Balance	(10,117)	(30,025,000)	(37,300,000)	(7,275,000)	24%
<u>Budgetary Balance</u>	-	-	-	-	-

LIBRARY – CAPITAL IMPROVEMENTS - 7530

FUNCTION

The Library Capital Improvement Fund accounts for the construction of new Library facilities, capital improvements, associated facility startup costs, and expansion of existing facilities included as part of the Measure B Library Tax Ordinance service plan.

OVERVIEW

The FY 2023-24 Recommended Budget of \$37,300,000 represents a 24% (\$7,275,000) increase over the FY 2022-23 Adopted Budget. This budget is for Services and Supplies, Capital Assets, and Operating Transfers Out for Library Capital Outlay construction projects and does not include staff costs. There is no Net County Cost associated with this budget.

SUMMARY OF CAO RECOMMENDATIONS

Significant Program Changes

Based on direction from the Board of Supervisors, the County Library’s contribution to the Clovis and Reedley projects is estimated at \$19,750,000 and \$10,275,000, respectively, utilizing the Library’s Fund Balance. As a result, the Capital Outlay projects for Clovis Regional Library and Reedley Branch Library are in the planning stages under Capital Project Orgs 8863 (Clovis Library) and 8865 (Reedley Library).

Services and Supplies

- Services and Supplies recommended at \$2,700,000 represent no change from the FY 2022-23 Adopted Budget.

Recommended funding includes:

- Account 7406 Library Materials recommended at \$2,700,000 represents no change from the FY 2022-23 Adopted Budget for the acquisition of furniture and fixtures for the two new branches.
Clovis Regional Library.....\$1,750,000Facility start up
Reedley Branch Library\$ 950,000Facility start up

Other Financing Uses

- Operating Transfers Out recommended at \$27,625,000 represents a 1% (\$300,000) increase over the FY 2022-23 Adopted Budget due to the Fowler Parking Lot construction.

Recommended funding includes:

- Clovis Regional Library.....\$17,000,000Construction
Clovis Regional Library.....\$1,000,000 ...Phase II Architectural Fees
Reedley Branch Library\$8,500,000Construction
Reedley Branch Library\$825,000.....Architectural Fees
Fowler Parking Lot.....\$300,000Construction

Capital Assets

- Capital Assets recommended at \$6,975,000 represents a 100% increase over the FY 2022-23 Adopted Budget based on utilization of Org 7530 for capital building improvements previously budgeted in Library Org 7511.
- Recommended funding includes:
 - (1) Easton Roof.....\$180,000...Replacement.....Program Number 91895
 - (1) Bear Mountain Tank Enclosure.....\$400,000...Improvements....Program Number 91896
 - (1) Easton Parking Lot.....\$210,000...Replacement.....Program Number 91897
 - (1) Parlier HVAC.....\$150,000...Replacement.....Program Number 91898
 - (1) Selma Remodel.....\$5,000,000...Improvements...Program Number 91899
 - (1) Mendota Outdoor Lighting.....\$175,000...Improvements....Program Number 91900
 - (1) Woodward Chiller & Cooling Tower...\$750,000...Replacement...Program Number 91901
 - (1) Central Boiler.....\$110,000...Replacement.....Program Number 91912

SUMMARY OF REVENUES

- There are no revenues or NCC associated with this budget.
 - The use of the County Library’s Fund Balance (\$37,300,000) represents the following designation for Capital Outlay projects:

Clovis Regional Library:	\$19,750,000
Reedley Library:	\$10,275,000
Fowler Parking Lot:	\$300,000
Easton Roof:	\$180,000
Bear Mountain Tank Enclosure:	\$400,000
Easton Parking Lot:	\$210,000
Parlier HVAC:	\$150,000
Selma Remodel:	\$5,000,000
Mendota Outdoor Lighting:	\$175,000
Woodward Chiller & Cooling Tower:	\$750,000
Central Boiler:	\$110,000

PENDING FACTORS

Implementation of a facilities replacement and building improvement plan has been underway and will continue over multiple years. Accessibility issues, safety, modernization, and general building improvements will be addressed while working with the Departments of Public Works and Planning Department and Internal Services.

On June 6, 2017, the Department entered a 99-year ground lease with Highway City Community Development for 15,075 square feet of raw land, commonly known as Highway City Community Center, for construction of a new library. The new library replaced the Teague Branch Library located inside Central Unified School District's Teague Elementary School in 2019. The lease allows for construction of a 5,000 square foot facility located immediately

behind Highway City Community Center. The exact size and related site requirements for the library must still be determined based on zoning and applicable land use laws within the City of Fresno.

Emergency Medical Services Dept BUDGET 5244

	Actual 2021-22	Adopted 2022-23	Recommended 2023-24	Increase/ (Decrease)	
<u>FISCAL SUMMARY</u>					
<u>Appropriations</u>					
Services and Supplies	\$ 342,055	\$ 696,694	\$ 406,739	\$ (289,955)	-42%
Other Financing Uses	73,526	134,184	65,018	(69,166)	-52%
Total Appropriations	\$ 415,581	\$ 830,878	\$ 471,757	\$ (359,121)	-43%
<u>Revenues</u>					
Fines, Forfeitures, & Penalties	\$ 501,754	\$ 552,942	\$ 399,436	\$ (153,506)	-28%
Revenue From Use of Money & Property	22,620	20,574	8,835	(11,739)	-57%
Total Revenues	\$ 524,374	\$ 573,516	\$ 408,271	\$ (165,245)	-29%
<u>Revenues(Over)/Under Expenses</u>	\$ (108,793)	\$ 257,362	\$ 63,486	\$ (193,876)	-75%
Increase/(Decrease) in Fund Balance	108,793	(257,362)	(63,486)	193,876	-75%
<u>Budgetary Balance</u>	-	-	-	-	-

DPH – EMERGENCY MEDICAL SERVICES FUND - 5244

FUNCTION

The Emergency Medical Services (EMS) Fund is administered by the Department of Public Health for the purpose of addressing uncompensated care costs of hospitals and physicians using court-imposed penalty assessments. The funding authority to establish this Fund is the Board of Supervisors, February 28, 1989, Resolution 89-807, pursuant to the California Health and Safety Code, Section 1797.98a. [Senate Bill 12 (Chapter 1240, Statutes of 1987) and Senate Bill 612 (Chapter 945, Statutes of 1988)].

OVERVIEW

The FY 2023-24 Recommended Budget of \$471,757 represents a 43% (\$359,121) decrease from the FY 2022-23 Adopted Budget as the Department was able to reduce outstanding physician and physician group claims for FY 2021-22 and 2022-23 by utilizing a fiscal intermediary contractor to process the outstanding claims. Additionally, there was a decrease in court-imposed penalty assessment fees, which is used to offset uncompensated care. Revenues recommended at \$408,271 represent a 29% (\$165,245) decrease from the FY 2022-23 Adopted Budget based on current trend of court-imposed penalty assessment fees.

SUMMARY OF CAO RECOMMENDATIONS

Services and Supplies

- Services and Supplies recommended at \$406,739 represent a 42% (\$289,955) decrease from the FY 2022-23 Adopted Budget primarily due to the fiscal intermediary work being caught up in FY 2022-23.

Recommended funding includes:

- Account 7295 Professional and Specialized Services recommended at \$406,739 represents a 42% (\$289,955) decrease from the FY 2022-23 Adopted Budget primarily due to the department having caught up on processing of outstanding claims for FY 2021-22 and 2022-23 by the Department's fiscal intermediary, and delays in receiving revenue from the courts.

Other Financing Uses

- Other Financing Uses recommended at \$65,018 represents a 52% (\$69,166) decrease from the FY 2022-23 Adopted Budget.

SUMMARY OF REVENUES

- Revenues are recommended at \$408,271 and represent a 29% (\$165,245) decrease from the FY 2022-23 Adopted Budget. The Fund receives revenue from court-imposed penalty assessments.
 - Estimated Fund Balance on July 1, 2023 is \$348,336.
 - Fund Balance (\$63,486) is being used in the FY 2023-24 Recommended Budget to reimburse FY 2022-23 outstanding physician and physician group claims.
 - Estimated ending Fund Balance on June 30, 2023 is \$284,850.

Public Works & Planning - Roads

BUDGET 4510

	Actual 2021-22	Adopted 2022-23	Recommended 2023-24	Increase/ (Decrease)	
<u>FISCAL SUMMARY</u>					
<u>Appropriations</u>					
Salaries and Benefits	\$ 25,345,631	\$ 33,861,864	\$ 34,772,609	\$ 910,745	3%
Services and Supplies	56,926,954	111,247,162	135,496,526	24,249,364	22%
Other Financing Uses	1,799,595	1,590,000	4,311,000	2,721,000	171%
Capital Assets	840,792	2,079,500	1,912,700	(166,800)	-8%
Total Appropriations	<u>\$ 84,912,972</u>	<u>\$ 148,778,526</u>	<u>\$ 176,492,835</u>	<u>\$ 27,714,309</u>	19%
<u>Revenues</u>					
Taxes	\$ 12,023,949	\$ 13,679,266	\$ 12,907,853	\$ (771,413)	-6%
Licenses, Permits, & Franchises	492,186	240,000	720,000	480,000	200%
Revenue From Use of Money & Property	313,401	300,000	150,000	(150,000)	-50%
Intergovernment Rev - State	45,980,494	58,810,476	61,651,160	2,840,684	5%
Intergovernment Rev - Federal	12,041,279	44,043,996	48,325,800	4,281,804	10%
Intergovernment Rev - Other	1,052	69,996	1,592,000	1,522,004	2,174%
Charges For Services	3,904,119	12,930,996	34,816,000	21,885,004	169%
Miscellaneous Revenues	52,743	-	118,000	118,000	-
Other Financing Sources	888,001	1,055,959	1,651,709	595,750	56%
Intrafund Revenue	33,281	-	-	-	-
Total Revenues	<u>\$ 75,730,504</u>	<u>\$ 131,130,689</u>	<u>\$ 161,932,522</u>	<u>\$ 30,801,833</u>	23%
<u>Revenues(Over)/Under Expenses</u>	<u>\$ 9,182,468</u>	<u>\$ 17,647,837</u>	<u>\$ 14,560,313</u>	<u>\$ (3,087,524)</u>	-17%
Increase/(Decrease) in Fund Balance	(9,182,468)	(17,647,837)	(14,560,313)	3,087,524	-17%
<u>Budgetary Balance</u>	<u>-</u>	<u>-</u>	<u>-</u>	<u>-</u>	<u>-</u>
	Budgeted	Current	Recommended	Increase/ (Decrease)	
	2021-22	2022-23	2023-24		
Position Summary	267	276	281	5	

PW&P – ROADS - 4510

FUNCTION

The Public Works and Planning Department - Roads budget supports the implementation of specified road and bridge improvement projects, and the maintenance and operation of the County roads. The 3,485 miles of County roads represent the largest county road system in California. The primary function of the Design, Construction, and Maintenance and Operations Divisions is to provide for administration, maintenance, operations, rehabilitation, and reconstruction of roads, bridges, and attendant facilities as authorized by the California Streets and Highways Code and to provide for traffic safety. In addition to roads and bridges, the divisions provide engineering and construction services for Special Districts, County Service Areas, Resources, and other departments.

OVERVIEW

The FY 2023-24 Recommended Budget of \$176,492,835 represents a 19% (\$27,714,309) increase over the FY 2022-23 Adopted Budget primarily due to the Golden State Corridor Improvements Project, other Federally funded maintenance projects, and an increase in staffing. Revenues recommended at \$161,932,522 represent a 23% (\$30,801,833) increase over the FY 2022-23 Adopted Budget primarily due to other Federally funded maintenance projects. A portion of available Fund Balance (\$14,560,313) was utilized to balance the FY 2023-24 Recommended Budget. Staffing is recommended at 281 positions, a net increase of five positions over current staffing levels.

GOAL SETTING

Goal

FY 2023-24

- **Goal:** The Department of Public Works and Planning will increase its efforts in safety, wellness and professional deployment which will assist in achieving its ongoing goal of reducing injuries and liability claims while increasing employee satisfaction. The Department is also improving its efforts in recruitment and retention to lower the vacancy rate to better serve the County and the public.
- **Performance Metric:** Attainment of this goal will be measured by a reduction of injuries and lost time from work. Furthermore, a reduction in the vacancy rate will be reflected as well.

FY 2022-23

- **Goal:** The Department of Public Works and Planning will strive to reduce operational costs by maintaining or reducing the number of safety-related incidents. Future cost reductions will be realized by a reduction in future Worker's Compensation charges assigned to the Department; reduction in Liability Costs as some of the Department's injury claims involve damage to County and/or public equipment and property; reductions in Overtime and Extra-Help costs incurred as a result of coverage for employees away from work due to injury; and lowered risk of possible safety violations and fines [(e.g., California Division of Occupational Safety and Health (Cal-OSHA)].
- **Performance Metric:** Attainment of this goal will be measured by increasing safety training, reduction of COVID exposure through safe practices and use of technology, and decreased in lost days or recordable incidents.

- **Outcome/Result:** The Department has increased its safety training efforts and targeted areas that as an ongoing effort, the Department believes it will reduce future costs for both Workers' Compensation and Liability claims. The efforts include but are not limited to roadside fire training, CPR and First Aid. During the course of the next fiscal year, these efforts will be further increased to lessen the Departments' exposure to claims and associated costs.

SUMMARY OF CAO RECOMMENDATIONS

Significant Program Changes

The 2023 Federal Transportation Improvement Program includes \$186 million in Federal and State-funded projects through FY 2026-27 with over \$88 million in federal dollars for the Highway Bridge Program, \$25 million for the Congestion Mitigation Air Quality (CMAQ) Improvement program projects, and \$54 million for the Surface Transportation Block Grant program projects. These projects are currently funded at \$138 million with \$48 million in local match required.

Road Maintenance

The Road Maintenance and Operations Division is responsible for preserving the existing public road system as a safe and efficient guideway for servicing private vehicles, public transit, and commercial vehicles. Below is a list of projects for FY 2023-24:

- Day Labor Paving projects: \$9,000,000
- Maintenance Activities – potholes, shoulder backing, crack sealing, etc: \$2,300,000
- Joint County and City road paving: \$500,000
- Striping/Signage of County roads: \$500,000
- Traffic signals and highway lighting maintenance: \$470,000
- Job Order Contracts (JOC): \$7,000,000

Road and Bridge Construction

Major project expenditures for FY 2023-24 include:

- Golden State Corridor Improvements (\$28,000,000) is a \$56 million Measure C and state-funded multi-agency project, which will be constructed in two phases and take three years to construct (expenditures are spread over three fiscal years).
- Completion of construction for the Ashlan & Palm Intersection Improvements (\$600,000) and West Park Pedestrian Path (\$150,000)
- Jensen Avenue Fig to West Road Reconstruction in cooperation with the City of Fresno (\$5,500,000)
- CMAQ projects including Adams Avenue from Cherry to Clovis Avenue (\$3,800,000), Jensen Ave from Dickenson to Madera (\$4,000,000)
- Dry Creek Bridge on Burrough Valley Road Replacement (\$5,100,000) and Bridge Preventative Maintenance Scour Mitigation (\$1,200,000)
- Traffic Signals including Ashlan and Palm Avenues (\$600,000) and Fowler and Olive Avenues (\$2,200,000)

Salaries and Benefits

- Salaries and Benefits recommended at \$34,772,609 represent a 3% (\$910,745) increase over the FY 2022-23 Adopted Budget due to the addition of six positions including one Program

Technician, one Senior Engineering Technician, one Engineer, and three Road Equipment Operators. One vacant Engineering Technician I position is recommended to be deleted for a net increase of five positions.

Recommended funding includes:

- Account 6600 Health Insurance recommended at \$3,239,391 represents a 16% (\$441,890) increase over the FY 2022-23 Adopted Budget primarily due to a net increase of five positions.

Services and Supplies

- Services and Supplies recommended at \$135,496,526 represent a 22% (\$24,249,364) increase over the FY 2022-23 Adopted Budget primarily due to additional Federally funded maintenance projects.

Recommended funding includes:

- Account 7101 General Liability Insurance recommended at \$5,032,363 represents a 22% (\$893,159) increase over the FY 2022-23 Adopted Budget due to historical claims and rates for FY 2023-24.
- Account 7265 Office Expense recommended at \$324,500 represents a 36% (\$183,000) decrease from the FY 2022-23 Adopted Budget due to reduced office supply needs since Road Maintenance has completed their move to the tenth floor of the Plaza Building.
- Account 7295 Professional & Specialized Services recommended at \$33,598,212 represents a 38% (\$9,269,144) increase over the FY 2022-23 Adopted Budget due to an increase in consultant services needed for various projects.
- Account 7296 Data Processing Services recommended at \$1,907,454 represents a 39% (\$540,061) increase over the FY 2022-23 Adopted Budget due to an increase in rates from Internal Services and the net increase of five positions.
- Account 7370 Contracts-Roads recommended at \$67,860,000 represents a 21% (\$11,821,234) increase over the FY 2022-23 Adopted Budget due to Federally funded projects.
- Account 7416 Trans & Travel County Garage recommended at \$8,442,142 represents an 11% (\$841,289) increase over the FY 2022-23 Adopted Budget due to an increase in Fleet Services charges for fuel and maintenance of Road equipment.
- Account 7430 Utilities recommended at \$314,826 represents a 34% (\$161,911) decrease from the FY 2022-23 Adopted Budget due to an estimated decrease in cost from Facility Services.
- Account 7565 Countywide Cost Allocation recommended at \$574,058 represents a 25% (\$187,382) decrease from the FY 2022-23 Adopted Budget due a decrease in allocated Cost Plan charges from the Auditor-Controller/Treasurer-Tax Collector.

Other Financing Uses

- Operating Transfer Out for Capital Assets recommended at \$4,311,000, represent a 171% (\$2,721,000) increase over the FY 2022-23 Adopted Budget for the purchase of various Road equipment.

Capital Assets

- Capital Assets recommended at \$1,912,700 represent an 8% (\$166,800) decrease from the FY 2022-23 Adopted Budget due to anticipated Right of Way acquisitions and the purchase of modular buildings for Road Maintenance yards.

- Right of Way recommended at \$1,003,200 represents a 17% (\$203,800) decrease from the FY 2022-23 Adopted Budget.

Recommended funding includes:

(1) Right of Way-Perm.....\$946,200.....Design.....Program #91267

(1) Right of Way-Temp.....\$57,000.....Design.....Program #91276

- Building & Improvements recommended at \$550,000 represents a 31% (\$250,000) decrease from the FY 2022-23 Adopted Budget.

Recommended funding includes:

(1) Area 8 Storage Bldg.....\$200,000.....New-Maint & Op.....Program #91682

(1) Area 3 Modular Bldg.....\$175,000.....New-Maint & Op.....Program #91691

(1) Area 9D Modular Bldg....\$175,000.....New-Maint & Op.....Program #91692

- Equipment recommended at \$14,500 represents an 80% (\$58,000) decrease from the FY 2022-23 Adopted Budget.

Recommended funding includes:

(1) Gas Power Jack Hammer...\$6,500.....New-Construction.....Program #91830

(1) Scanner/Copier.....\$8,000.....New-Maint & Op.....Program #91884

- Intangible is recommended at \$345,000 for the following:

(1) Carahsoft.....295,000New-Maint & OpProgram #91874

(1) SeeClickFix.....\$50,000.....New-Maint & OpProgram #91875

SUMMARY OF REVENUES

- Revenues are recommended at \$161,932,522 and represent a 23% (\$30,801,833) increase over the FY 2022-23 Adopted Budget primarily due to additional Federally funded projects and American Rescue Plan Act (ARPA) related projects.

Recommended funding includes:

- Licenses, Permits, & Franchises recommended at \$720,000 represent a 200% (\$480,000) increase over the FY 2022-23 Adopted Budget primarily due to increased annual permit requests.

- Revenue from Use of Money & Property recommended at \$150,000 represents a 50% (\$150,000) decrease from over the FY 2022-23 Adopted Budget primarily due to a decrease in anticipated interest revenue.

- Intergovernment Revenues - Federal recommended at \$48,325,800 represents a 10% (\$4,281,804) increase over the FY 2022-23 Adopted Budget due to Federal Highway projects that are anticipated to start and/or be completed this year.

- Intergovernment Revenues - Other recommended at \$1,592,000 represents an 2,174% (\$1,522,004) increase over the FY 2022-23 Adopted Budget due to anticipated reimbursements from other agencies on the Jensen from Fig to West reconstruction project.

- Charges for Services recommended at \$34,816,000 represent a 169% (\$21,885,004) increase over the FY 2022-23 Adopted Budget primarily due to the ongoing revenues

received from Measure “C” and the Caltrans Local Partnership Program for the Golden State Boulevard Corridor project.

- Miscellaneous Revenues recommended at \$118,000 for anticipated reimbursement from Risk Management.
- Other Financing Sources recommended at \$1,651,709 represents a 56% (\$595,750) increase over the FY 2022-23 Adopted Budget primarily due to the anticipated revenue from Public Facility Fees.
- Estimated Beginning Fund Balance on July 1, 2023, is \$24,952,920.
- A portion of available Fund Balance (\$14,560,313) will be used to balance the FY 2023-24 Recommended Budget.
- Estimated Ending Fund Balance on June 30, 2024, is \$10,392,607.

PENDING FACTORS

Currently, FY 2023-24 gas tax revenues (Senate Bill [SB] 1, HUTA) and transportation sales tax revenues (Measure C) are estimated to increase approximately six percent over FY 2022-23. Measure C is funded through 2027, unless renewed by the voters. Since SB-1 and HUTA are based on a per-gallon fuel tax, with the increased use of hybrid and electric vehicles over time, the State will still need to develop additional methods of collecting funds for road maintenance and repair. The Divisions are actively working together to secure and manage Federal and State funding for Creek Fire Repair Projects, Congressional Earmarks, the Active Transportation Program, the Highway Safety Improvement Program, Safe Streets and Roads for All, new Federal Infrastructure Funding, and State and Regional Bid Funding

Public Works & Planning - Roads - 4510

REGULAR SALARIES
BUDGETED POSITIONS
RECOMMENDED

JCN	TITLE	BAND/ RANGE	POSITIONS		RECOMMENDED SALARIES
			CURRENT	RECOMMENDED	
0224	Asst Dir of PW & Planning	C	1	1	\$200,000
1130	Engineering Aide	1,242	5	5	165,485
1132	Engineering Technician I	1,882	13	12	618,806
1133	Sr Engineering Technician	2,412	19	20	1,421,549
1140	Engineering Technician II	2,103	21	21	1,278,548
1134	Sr Engineer	3,839	7	7	735,160
1105	Engineer II	3,181	6	6	574,310
1135	Engineer I	2,651	7	8	576,588
1137	Engineer III	3,490	10	10	1,122,896
1147	Field Survey Supervisor	2,565	3	3	224,534
1148	Supvsng Engineer	4,224	5	5	639,005
1149	Chief of Field Surveys	4,224	1	1	108,264
1150	Public Works Division Engineer	D	2	2	325,052
1175	Planner I	2,052	2	2	111,070
1176	Planner II	2,278	1	1	63,317
1177	Planner III	2,631	1	1	71,367
1178	Sr Planner	3,178	2	2	180,555
1179	Principal Planner	3,494	1	1	110,422
2291	Staff Analyst I	1,991	8	8	432,784
2292	Staff Analyst II	2,207	3	3	193,954
2293	Staff Analyst III	2,549	6	6	473,245
2294	Sr Staff Analyst	F	6	6	531,960
2297	Principal Staff Analyst	E	3	3	292,578
3110	Office Assistant I	1,349	2	2	71,910
3140	Administrative Assistant I	1,632	3	3	124,233
3620	Program Technician I	1,534	3	4	165,047
3621	Program Technician II	1,716	2	2	111,530
3623	Program Technician II-Conf	1,767	1	1	55,822
5409	Road Equipment Operator-Trainee	1,592	26	26	1,075,809
5410	Road Equipment Operator I	1,867	19	22	1,044,956
5415	Road Equipment Operator II	2,159	50	50	3,178,369
5420	Road Maintenance Supervisor	2,652	9	9	691,678
5425	Road Operations Lead Supervisor	2,388	12	12	852,614
5430	Road Superintendent	2,917	2	2	175,604

Public Works & Planning - Roads (ORG 4510)

5435	Road Maintenance & Ops Div Mgr	D	1	1	162,526
5445	Traffic Maintenance Supervisor	2,381	1	1	63,450
5450	Traffic Equipment Operator I	1,461	7	7	272,531
5455	Traffic Equipment Operator II	1,636	3	3	148,990
5460	Traffic Operations Lead Supvsr	2,027	1	1	60,861
8065	Director of PW & Planning	B	1	1	220,350
Subtotal			276	281	\$18,927,729
Auto Allowance					7,800
Specialization Pay					9,385
TOTAL REGULAR SALARIES					\$ 18,944,914

VACANT POSITIONS DELETED (Effective October 16, 2023)

<u>JCN</u>	<u>TITLE</u>	<u>BAND/ RANGE</u>	<u>POSITIONS</u>	<u>SALARIES</u>
1132	Engineering Technician I	1,882	-1	\$ 50,152
	Cost of Restoring Vacant Positions		-1	\$ 50,152

RECOMMENDED POSITIONS TO ADD (Effective October 16, 2023)

<u>JCN</u>	<u>TITLE</u>	<u>BAND/ RANGE</u>	<u>POSITIONS</u>	<u>SALARIES</u>
1133	Sr Engineering Technician	2,412	1	\$ 47,034
1135	Engineer I	2,651	1	53,088
3620	Program Technician I	1,534	1	30,754
5410	Road Equipment Operator I	1,867	3	104,013
Cost of Positions Recommended to Add			6	\$ 234,889

Fish And Game Propagation BUDGET 4350

	Actual 2021-22	Adopted 2022-23	Recommended 2023-24	Increase/ (Decrease)	
<u>FISCAL SUMMARY</u>					
<u>Appropriations</u>					
Services and Supplies	\$ 2,617	\$ 3,170	\$ 3,702	\$ 532	17%
Total Appropriations	\$ 2,617	\$ 3,170	\$ 3,702	\$ 532	17%
<u>Revenues</u>					
Fines, Forfeitures, & Penalties	\$ 2,117	\$ 2,200	\$ 1,800	\$ (400)	-18%
Revenue From Use of Money & Property	80	98	60	(38)	-39%
Total Revenues	\$ 2,196	\$ 2,298	\$ 1,860	\$ (438)	-19%
<u>Revenues(Over)/Under Expenses</u>	\$ 421	\$ 872	\$ 1,842	\$ 970	111%
Increase/(Decrease) in Fund Balance	(421)	(872)	(1,842)	(970)	111%
<u>Budgetary Balance</u>	-	-	-	-	-

PW&P – FISH AND GAME PROPAGATION FUND - 4350

FUNCTION

The Public Works and Planning Department administers the Fish and Game Propagation Fund, with input from the County Recreation and Wildlife Commission (Commission), to finance projects and activities related to the conservation and propagation of wildlife. The funding authority to establish the Fund is California Fish and Game Code, section 12012, which requires that 50% of all funds collected for violations be transmitted to the County Fish and Game Propagation Fund to be used for eligible projects. Accumulated funds are allocated by the Board of Supervisors with the recommendation of the Commission and the Department.

OVERVIEW

The FY 2023-24 Recommended Budget of \$3,702 represents a 17% (\$532) increase over the FY 2022-23 Adopted Budget based on the projects recommended by the Commission for the FY 2023-24. Revenues recommended at \$1,860 represent a 19% (\$438) decrease from the FY 2022-23 Adopted Budget resulting from decreases in fish and game fines. Projects totaling \$2,400 are recommended by the Commission for one organization for planned wildlife conservation and propagation activities in FY 2023-24.

SUMMARY OF CAO RECOMMENDATIONS

Services and Supplies

Services and Supplies recommended at \$3,702 represent a 17% (\$532) increase over the FY 2022-23 Adopted Budget due to the number of projects recommended by the Commission for FY 2023-24. Recommended funding includes the purchase of construction materials to fix large outdoor bird cages recently damaged by flooding and storm damage at the Critter Creek Wildlife Station.

SUMMARY OF REVENUES

- Revenues are recommended at \$1,860 and represent a 19% (\$438) decrease from the FY 2022-23 Adopted Budget based on actual fish and game fines collected in the prior fiscal year.
 - Estimated Beginning Fund Balance on July 1, 2023 is \$5,323.
 - A portion of available Fund Balance (\$1,842) will be used to balance the FY 2023-24 Recommended Budget.
 - Estimated Ending Fund Balance on June 30, 2024 is \$3,481.

Off-Highway License BUDGET 7920

	Actual 2021-22	Adopted 2022-23	Recommended 2023-24	Increase/ (Decrease)	
<u>FISCAL SUMMARY</u>					
<u>Appropriations</u>					
Services and Supplies	\$ 119	\$ 143	\$ 202	\$ 59	41%
Capital Assets	47,293	-	-	-	-
Total Appropriations	\$ 47,412	\$ 143	\$ 202	\$ 59	41%
<u>Revenues</u>					
Revenue From Use of Money & Property	\$ 1,936	\$ 1,104	\$ 1,200	\$ 96	9%
Intergovernment Rev - State	2,689	5,496	3,800	(1,696)	-31%
Total Revenues	\$ 4,626	\$ 6,600	\$ 5,000	\$ (1,600)	-24%
<u>Revenues(Over)/Under Expenses</u>	\$ 42,786	\$ (6,457)	\$ (4,798)	\$ 1,659	-26%
Increase/(Decrease) in Fund Balance	(42,786)	6,457	4,798	(1,659)	-26%
<u>Budgetary Balance</u>	-	-	-	-	-

PW&P – OFF-HIGHWAY LICENSE - 7920

FUNCTION

The Public Works and Planning Department, with input from the County Recreation and Wildlife Commission (Commission), administers the Off-Highway License Fund for the acquisition and development of off-road recreation areas, as well as enforcement of off-road laws and regulations. The funding authority to establish the Fund is the Off-Highway Vehicle Law of 1971, which requires users of trail bikes, dune buggies, and similar vehicles designed for off-highway use to purchase an identification certificate. The California Department of Motor Vehicles collects the fee and returns one-third of the fee to the purchaser's county of residence.

OVERVIEW

The FY 2023-24 Recommended Budget of \$202 represents a 41% (\$59) increase over the FY 2022-23 Adopted Budget due to increased Internal Services Department charges. Revenues are recommended at \$5,000 and represent a 24% (\$1,600) decrease from the FY 2022-23 Adopted Budget. Allowable expenditures include feasibility and planning studies, environmental impact reports, and other expenses necessary to acquire and develop lands for off-highway vehicle use. Funds may also be used for the enforcement of off-highway laws and regulations. Funding for programs is based on funds available and approved by the Commission.

SUMMARY OF CAO RECOMMENDATIONS

Services and Supplies

- Services and Supplies recommended at \$202 represent a 41% (\$59) increase over the FY 2022-23 Adopted Budget due to higher estimated PeopleSoft Financial charges.

SUMMARY OF REVENUES

- Revenues are recommended at \$5,000 and represent a 24% (\$1,600) decrease from the FY 2022-23 Adopted Budget based on estimated fees to be received from the Department of Motor Vehicles.
 - Estimated Beginning Fund Balance on July 1, 2023 is \$109,224.
 - A Fund Balance increase in the amount of \$4,798 is projected for FY 2023-24.
 - Estimated Ending Fund Balance on June 30, 2024 is \$114,022.

**Special Revenue / Trust Funds
Limited Budgeted Appropriations in FY 2023-24**

Responsible Department	Org	Fund	Sub-class	Org Description	Estimated Beginning Fund Balance @ 7/1/23	FY 2023-24 Budgeted Revenue	FY 2023-24 Budgeted Other Financing Uses	Estimated Ending Fund Balance @ 7/1/24
CAO	0126	0022	65450	Public Defense Pilot Program The County of Fresno was awarded a Public Defense Pilot Program Grant from the Board of State and Community Corrections (BSCC) midyear FY 2021-22. This is a non-competitive BSCC grant that was allocated based on each County's adult population. Fresno County was allocated approximately \$1.2 million a year for three years (subject to annual State budget appropriations). The Program provides post-conviction defense in criminal matters to address the backlog of eligible case types. Funding allocated in the CAO's Grant Org 0122 will be distributed amongst the Fresno County Public Defender's Office and other alternative defense offices.	\$2,153,378	\$1,211,782	\$1,475,843	\$1,889,317
CAO	1020	0021	17000	Criminal Justice Facility Construction Fund The fund's purpose is to assist the County in construction, reconstruction, expansion, improvement, operation, or maintenance of County criminal justice and court facilities, and for improvement of criminal justice automated information systems. The funding authority is by Board of Supervisors' Resolution, on December 13, 1983, pursuant to California Government Code Title 8, Article 2, Allocation of Penalties, Section 76101.	\$653,404	\$1,149,774	\$1,145,214	\$657,964
ACTTC	1030	0025	17010	Tax Collector Delinquent Cost Fund California Revenue and Taxation Code Section 2706 mandates that after the second installment of taxes on the secured roll is delinquent, the tax collector shall collect a cost of ten dollars (\$10) for preparing the delinquent tax records and giving notice of delinquency on each separate valuation on the secured roll of (a) real property, except possessory interests; (b) possessory interests; and (c) personal property cross-secured to real property. The cost shall be collected even though the property appears on the roll due to a special assessment and no valuation of the property is given. The Auditor-Controller/Treasurer-Tax Collector collects this cost and the funds are used to fund operational costs associated with preparing delinquent tax records and giving notice of delinquency. Starting in FY2019-20 this revenue will be budgeted directly into the Tax Collector budget.	\$7,103,168	-	\$1,737,814	\$5,365,354
CAO	1033	0026	91021	ACTTC - Disaster Claiming To deposit funds received from the American Rescue Plan Act.	-	\$121,000,000	\$121,000,000	-
Assessor-Recorder	1040	0035	17050	Assessor AB-818 Purpose, Use of Funding & Funding Authority: The Assessor Property Tax Administration Program Fund, also referred to as Assembly Bill (AB) 818, is administered by the County Assessor-Recorder for the purpose of enhancing the property tax administration system. The funding authority to establish this Special Revenue Fund is by the Board of Supervisors' Resolution, November 14, 1995, pursuant to Section 95.35 of the California Revenue and Taxation Code, which established the PTAP grant program. The budgeted revenue consists of interest only.	\$3,658,830	\$60,000	\$38,000	\$3,680,830
Assessor-Recorder	1042	0035	17052	Micrographics Storage Fund Purpose, Use of Funding & Funding Authority: The Recorder Micrographics Storage Fund is administered by the County Assessor-Recorder for the conversion of document storage to micrographics or digitization. The funding authority to establish the fund is the Board of Supervisors pursuant the California Government Code section 27361.4(a). The GC authorizes for an additional fee of \$1 per recorded instrument to be collected. The Recorder's office no longer collects this fee and the budgeted revenue consists of interest only.	\$475,593	\$7,000	\$40,000	\$442,593

**Special Revenue / Trust Funds
Limited Budgeted Appropriations in FY 2023-24**

Responsible Department	Org	Fund	Sub-class	Org Description	Estimated Beginning Fund Balance @ 7/1/23	FY 2023-24 Budgeted Revenue	FY 2023-24 Budgeted Other Financing Uses	Estimated Ending Fund Balance @ 7/1/24
Assessor-Recorder	1043	0035	17053	<p>ERDS (Electronic Recording)</p> <p>Purpose, Use of Funding & Funding Authority: The Electronic Recording Delivery System (ERDS) fund is administered by the Assessor-Recorder to provide funding for the cost of regulation of the ERDS. The California Electronic Recording Transaction Network Authority (CERTNA) (the Authority) was established on June 1, 2007, as unifying umbrella agency to coordinate the service desires of the Counties of Fresno, Kern and San Bernardino and enable certain lead counties to jointly develop implement and support Assembly Bill 578 compliance system to be known as the CERTNA. As of June 30, 2017, a total of fifteen counties had joined the authority, including ten member counties as the governing counties and five client counties. The ERDS fund was set up for providing funding for the cost of regulation of the ERDS by imposing a fee in an amount up to and including \$1 for each instrume that is recorded by the County. The Funding authority to establish this special revenue fund is California Government Code Section 27397.</p>	\$1,302,557	\$115,000	\$70,000	\$1,347,557
Assessor-Recorder	1044	0035	17054	<p>RDS (Record Documents Systems) Fund</p> <p>Purpose, Use of Funding & Funding Authority: The Record Documents System fund is administered by the Assessor-Recorder for the purpose of providing funding for modernization of the County's system of recorded documents. One dollar for recording the first page and one dollar for each additional page shall be available solely to support, maintain, improve, and provide for the full operation for modernization, creation, retention, and retrieval of information in each County's system of recorded documents. The funding authority to establish the fund is California Government Code Section 27361(c).</p>	\$11,458,891	\$670,000	\$425,000	\$11,703,891
Assessor-Recorder	1045	0035	17055	<p>Security Paper</p> <p>Purpose, Use of Funding & Funding Authority: The Security Paper fund is administered by the County Assessor-Recorder for purpose of acquisition of special banknote paper on which copies of official vital records are printed. The special paper is a sign of authenticity and security of the record copy. Statutory law requires the Recorder to issue certified copies of birth, death or marriage records on chemically sensitized security paper, which must be secured, logged and accounted for to maintain the integrity of the documents. The law authorizes a fee to be collected to offset these expenses and this fund retains the fee collected for this purpose. The funding authority to establish the fund is California Health and Safety Code Section 103525.5.</p>	\$244,736	\$18,000	\$35,000	\$227,736
Assessor-Recorder	1046	0035	17056	<p>Vital & Health Statistics Fee - Recorder</p> <p>Purpose, Use of Funding & Funding Authority: The Vital and Health Statistics Fee fund is administered by the Assessor-Recorder for the modernization of vital record operations, including improvement, automation, and technical support of vital record systems. The fees are also used for the improvement in the collection and analysis of health-related birth and death certificate information, and other community health data collection and analysis, as appropriate. The funding authority to establish this fund is California Health and Safety Code Section 103625(f). The 45% of fee collected is transmitted to the State Registrar and the remainder is deposited into the local fund to be used to offset expenses for the modernization and improvement of vital record operations to enhance service to the public.</p>	\$1,460,601	\$158,000	\$159,000	\$1,459,601

**Special Revenue / Trust Funds
Limited Budgeted Appropriations in FY 2023-24**

Responsible Department	Org	Fund	Sub-class	Org Description	Estimated Beginning Fund Balance @ 7/1/23	FY 2023-24 Budgeted Revenue	FY 2023-24 Budgeted Other Financing Uses	Estimated Ending Fund Balance @ 7/1/24
Assessor-Recorder	1047	0035	17057	SCAPAP Grant Purpose, Use of Funding & Funding Authority: The State County Assessor Partnership Agreement Program (SCAPAP) fund is administered by the Assessor-Recorder for the purpose of increasing the efficiencies and effectiveness of property tax administration. Funds are provided to the county to supplement, and not supplant existing funding to the Assessor. The funding authority to establish the fund is by Board of Supervisors resolution on January 13, 2015, pursuant to Section 95.5 of the California Revenue and Taxation Code.	\$12,869	\$200	\$10,000	\$3,069
Assessor-Recorder	1049	0035	17059	SSCAP Purpose, Use of Funding & Funding Authority: The State Supplementation of County Assessors Program (SSCAP) administered by County Assessor-Recorder is designed to enhance the local property assessment effort by assisting the County Assessor in the improvement of the quality and timeliness of assessments & other assessor duties. The funding authority to establish the fund is by Board of Supervisors resolution on October 23, 2018, pursuant to California Revenue & Taxation Code 95.5.	\$1,067,105	\$18,000	\$877,000	\$208,105
Behavioral Health	1051	0040	17101	CSS (Community Services Supports) Utilized for improving an expanding California Mental Health Services for children, transition-age youth, adults, and older adults. Funds are used to improve and expand California Mental Health Services for children, transition-age youth, adults, and older adults. Funding Source: Established by the 2004 Proposition 63: California Mental Health Services Act (MHSA) pursuant to Revenue and Taxation Code, Sections 17043 and 19602, which levy a 1% tax on personal income above \$1 million in California and deposits into the Mental Health Services Fund on a monthly basis.	\$36,670,253	\$89,993,500	\$126,663,753	-
Behavioral Health	1052	0040	17102	PEI (Prevention and Early Intervention) Utilized for improving an expanding California Mental Health Services for children, transition-age youth, adults, and older adults. Funds are used to improve and expand California Mental Health Services for children, transition-age youth, adults, and older adults. Funding Source: Established by the 2004 Proposition 63: California Mental Health Services Act (MHSA) pursuant to Revenue and Taxation Code, Sections 17043 and 19602, which levy a 1% tax on personal income above \$1 million in California and deposits into the Mental Health Services Fund on a monthly basis.	\$3,132,290	\$22,498,375	\$25,630,665	-
Behavioral Health	1053	0040	17103	INN (Innovations) Utilized for improving an expanding California Mental Health Services for children, transition-age youth, adults, and older adults. Funds are used to improve and expand California Mental Health Services for children, transition-age youth, adults, and older adults. Funding Source: Established by the 2004 Proposition 63: California Mental Health Services Act (MHSA) pursuant to Revenue and Taxation Code, Sections 17043 and 19602, which levy a 1% tax on personal income above \$1 million in California and deposits into the Mental Health Services Fund on a monthly basis.	\$13,070,204	\$5,920,625	\$18,990,829	-

**Special Revenue / Trust Funds
Limited Budgeted Appropriations in FY 2023-24**

Responsible Department	Org	Fund	Sub-class	Org Description	Estimated Beginning Fund Balance @ 7/1/23	FY 2023-24 Budgeted Revenue	FY 2023-24 Budgeted Other Financing Uses	Estimated Ending Fund Balance @ 7/1/24
Behavioral Health	1055	0040	17105	Capital Facilities Utilized for improving an expanding California Mental Health Services for children, transition-age youth, adults, and older adults. Funds are used to improve and expand California Mental Health Services for children, transition-age youth, adults, and older adults. Funding Source: Established by the 2004 Proposition 63: California Mental Health Services Act (MHSA) pursuant to Revenue and Taxation Code, Sections 17043 and 19602, which levy a 1% tax on personal income above \$1 million in California and deposits into the Mental Health Services Fund on a monthly basis.	\$1,438,704	\$9,000,000	\$2,238,704	\$8,200,000
Behavioral Health	1056	0040	17106	Education and Training Utilized for improving an expanding California Mental Health Services for children, transition-age youth, adults, and older adults. Funds are used to improve and expand California Mental Health Services for children, transition-age youth, adults, and older adults. Funding Source: Established by the 2004 Proposition 63: California Mental Health Services Act (MHSA) pursuant to Revenue and Taxation Code, Sections 17043 and 19602, which levy a 1% tax on personal income above \$1 million in California and deposits into the Mental Health Services Fund on a monthly basis.	\$1,963,945	\$2,000,000	\$3,963,945	-
Behavioral Health	1061	0041	17111	Alcohol Abuse Ed & Prev-SB920 For collecting certain fines for violations and conviction of alcohol and/or drug related offenses to fund Substance Use Disorder Prevention and Treatment programs. Senate Bill 920 (Chapter 89, Statutes of 1991) established the Alcohol Abuse Education and Prevention Penalty Assessment ordered through the Superior Court for alcohol and/or drug related convictions and are deposited into the Fund. Funding Source: Established by California Penal Code, section 1463.25.	\$26,546	\$54,558	\$81,104	-
Behavioral Health	1062	0041	17112	Alcoholism Rehab-Statham Funds To fund substance use disorder treatment programs for clients with a primary diagnosis of alcoholism and can be used for alcohol only clients. The Fund is used for a portion of the County-operated Pathways to Recovery – Substance Abuse Program and is based on the percentage of alcohol only clients in the program and program cost. Funding Source: Established by California Penal Code, Section 1463.16 and Vehicle Code Sections 23103, 23104, 23152 and 23153.	\$472,744	\$73,994	\$546,738	-
Behavioral Health	1063	0041	17113	Alcohol Assessment Utilized for substance use disorder services. The funding is received through an assessment of not more than \$100 upon every fine, penalty or forfeiture imposed and collected by the courts for a violation of California Vehicle Code, Section 23103, when ordered to participate in a County alcohol and substance use disorder assessment program per Vehicle Code, Section 23647. The funding is eligible for any services or costs within Behavioral Health and has been selected for use in establishing the expansion of substance use disorder residential services in preparation of the Drug Medi-Cal Organized Delivery System Waiver implementation anticipated in the second quarter of FY 2018-19. Funding Source: Established by Vehicle Code, Section 23649.	\$1,274,244	\$125,784	\$1,400,028	-
Behavioral Health	1064	0041	17114	Drug Medi-Cal County Admin For withholding up to 10% of the Drug Medi-Cal claims to offset the administrative costs of the program. Funding Source: Established by California Welfare and Institutions Code, Section 14021.9.	\$112,139	\$1,497	\$113,636	-

**Special Revenue / Trust Funds
Limited Budgeted Appropriations in FY 2023-24**

Responsible Department	Org	Fund	Sub-class	Org Description	Estimated Beginning Fund Balance @ 7/1/23	FY 2023-24 Budgeted Revenue	FY 2023-24 Budgeted Other Financing Uses	Estimated Ending Fund Balance @ 7/1/24
Behavioral Health	1066	0041	17116	Driving Under the Influence / Penal Code 1000 Utilized for fees collected by alcohol and other education and counseling services for a person whose license to drive has been administratively suspended or revoked for, or who is convicted of, driving under the influence of alcohol. Revenue Source: Established by California Penal Code, section 1000 deferred entry of judgement fees and Health and Safety Code section 11837.3(a)(1), which authorizes a County to have a program that shall be self-supporting through fees collected from program participants deposited into this fund.	\$2,568,549	\$178,442	\$2,746,991	-
Behavioral Health	1067	0041	17117	Restricted-Substance Abuse Local Assistance Utilized for substance abuse treatment services for youthful offenders. Revenue Source: Established by Senate Bill 1020: Public Safety Realignment (2012), the Local Revenue Fund 2011 where specified tax revenues are deposited and are continuously appropriated for the provision of public safety services, in this instance, the Behavioral Health Subaccount pursuant to Government Code, section 30025.	\$849,086	\$11,363	\$860,449	-
Behavioral Health	1069	0041	17119	SD & EPSDT Advance For holding sufficient funding to offset several paybacks should the Department be invoiced during the year by the State. The Fund is primarily derived from Medi-Cal and Medi-Cal Administrative Activities (MAA) for the cost report years still subject to audit under California Welfare and Institutions Code, Sections 14170(a) and 14172.5. After an audit examination pursuant to Welfare and Institutions Code, Sections 10722 and 14170, the Department shall issue the first statement of account status or demand for repayment. The California Department of Health Care Services shall not begin liquidation of the overpayment until 60 days after issuance of the first statement of account status or demand for repayment.	\$31,722,266	\$1,815,211	\$3,500,000	\$30,037,477
Behavioral Health	1071	0041	17121	Whole Person Care Coordination of health, behavioral health, and social services to provide comprehensive coordinated care for the beneficiary resulting in better health outcomes.	\$933,292	\$12,489	\$945,781	-
Behavioral Health	1072	0041	17122	MHSSA Grant To fund the partnership between educational and county mental health agencies. The grants awarded shall be used to provide support services that include, at a minimum, services provided on school campuses, suicide prevention services, drop-out prevention services, placement assistance and service plans for students in need of ongoing services, and outreach to high-risk youth, including foster youth, youth who identify as LGBTQ, and youth who have been expelled or suspended from school.	\$678,303	\$1,925,621	\$2,603,924	-
Behavioral Health	1074	0041	17124	Department of State Hospital The Department hold several agreements that cover State Hospital costs. The SRF is used to collect funds from the State Hospital Agreements to reimburse the GF for State Hospital costs.	\$2,099,034	\$2,058,141	\$4,157,175	-

**Special Revenue / Trust Funds
Limited Budgeted Appropriations in FY 2023-24**

Responsible Department	Org	Fund	Sub-class	Org Description	Estimated Beginning Fund Balance @ 7/1/23	FY 2023-24 Budgeted Revenue	FY 2023-24 Budgeted Other Financing Uses	Estimated Ending Fund Balance @ 7/1/24
Behavioral Health	1076	0041	17126	National Opioid Settlement The National Opioid Litigation Settlement special revenue fund was established exclusively to implement opioid abatement strategies countywide. Funding is received from opioid manufacturers and distributors that were named in the lawsuits. Expenditure of these funds will be determined through a stakeholder process and in partnership with city representatives throughout Fresno County.	\$4,421,962	\$1,743,041	\$4,165,003	\$2,000,000
Behavioral Health	1077	0041	17127	Behavioral Health Quality Impr The Department of Behavioral Health is responsible for meeting select milestones required to complete the California Advancing and Innovating Medi-Cal (CalAIM) Behavioral Health Quality Improvement Program (BHQIP) deliverables in areas including payment reform, policy changes and data exchange. DBH will receive additional guidance and consultation from CalMHSA, as well as Behavioral Health Quality Improvement Plan (BHQIP) incentive dollars as the department implements the CalAIM initiative.	\$993,378	\$1,228,621	\$2,221,999	-
Behavioral Health	1078	0041	17128	Community Assist Recovery & Em Senate Bill 1338: Community Assistance, Recovery, and Empowerment (CARE) Act (Chapter 319, Statutes of 2022) provides critical behavioral health services, housing, and support to adults with severe mental illness on the schizophrenia spectrum or other psychotic disorders through a new civil court process.	\$485,221	\$178	\$485,399	-
Behavioral Health	1079	0041	17129	Community Care Expansion (CCE) Provides funding to Specialized Supplemental Board and Care Homes to prevent closure. Funding Source: Operational Subsidy Payments (OSP) and Capital Projects (CP). OSP will fund operational expenses such as utilities, salaries and benefits, office supplies, etc. CP will fund construction or facilities, new appliances, etc.	-	\$5,463,341	\$5,463,341	-
County Clerk/Elections	1080	0050	17150	Election Fees The purpose of this fund is to account for fees collected for candidate statements as a pre-payment estimate. Once actual costs are determined, the candidates are either refunded any overpayment or billed for the difference. Revenues are transferred to the General Fund account for Elections. This fund is also used to account for fees collected for reimbursement of election fees	\$1,242,299	\$58,000	\$300,000	\$1,000,299
Child Support Services	1090	0055	17175	Admin & EDP Revenue The Fund is administered by the Department of Child Support Services for the purpose of depositing Federal and State Child Support administrative advances and program funding. Funding received from the Federal and State are deposited into this fund and monies are to be transferred to the County General Fund for the administration of the child support program. The funding authority is California Family Code Section 17000 - 17804	-	\$38,310,820	\$38,310,820	-
District Attorney	1100	0060	17200	Unfair Business Competition Lawsuits Fund Enhanced investigation and prosecutions of California's Consumer Protection Laws	\$434,564	\$585,582	\$585,582	\$434,564
District Attorney	1102	0060	17202	Disability and Healthcare Insurance Fraud Enhanced investigation and prosecution of disability and healthcare insurance fraud cases	-	\$180,365	\$180,365	-
District Attorney	1103	0060	17203	Real Estate Fraud Fund Enhanced investigation and prosecution of Real Estate Fraud	\$375,761	\$1,197,304	\$1,197,304	\$375,761

**Special Revenue / Trust Funds
Limited Budgeted Appropriations in FY 2023-24**

Responsible Department	Org	Fund	Sub-class	Org Description	Estimated Beginning Fund Balance @ 7/1/23	FY 2023-24 Budgeted Revenue	FY 2023-24 Budgeted Other Financing Uses	Estimated Ending Fund Balance @ 7/1/24
District Attorney	1104	0060	17204	Auto Insurance Fraud Program Enhanced investigation and prosecution of Auto Insurance Fraud	\$622	\$375,606	\$375,606	\$622
District Attorney	1107	0060	17207	Workers' Compensation Insurance Fraud Program Enhanced investigation and prosecution of workers' compensation insurance fraud	\$5,330	\$1,076,651	\$1,076,651	\$5,330
District Attorney	1111	0060	17211	Federal Asset Forfeiture The Federal Asset Forfeiture Fund is administered by the District Attorney for law enforcement uses including but not limited to investigations, training, equipment, travel and transportation. Authorized by the Comprehensive Crime Control Act of 1984 and Title 21 US Code Section 881(e)(3). The fund also includes South West Border Prosecution Initiative (SWBPI) monies for reimbursement of federally declined case prosecutions involving drug and alien smuggling cases. These funds are no longer received due to a change to the claiming formula.	\$880,893	\$50,000	\$50,000	\$880,893
Social Services	1116	0065	17221	CalAIM The California Advancing Innovating Medi-Cal (CalAIM) SRF is administered by the Department of Social Services to implement the California Mandated Medi-Cal pre-release enrollment and suspend/unsuspend benefits process for the justice-involved population per Assembly Bill (AB) 133 (Chapter 143, Statutes of 2021).	-	\$603,415	\$603,415	-
Social Services	1117	0065	17222	GASB 87 Lease Designation The GASB 87 Lease Designation SRF is Administered by the Department of Social Services based on the new standard for lease accounting that now establishes a single model for lease accounting based on the foundational principle that leases are financings of the right to use an underlying asset. Reference County Fiscal Letter 20/21-106 dated June 29,2021 & County Fiscal Letter 20/21-106E dated June 23,2023.	\$4,783,029	-	\$1,000,000	\$3,783,029
Social Services	1118	0065	17223	HEAP COSR HEAP COSR Fund is administered by the Department of Social Services for the purpose of landlord mitigation through a Capitalized Operating Subsidy Reserve (COSR) utilizing Homelessness Emergency Aid Program (HEAP) Funds.	\$146,047	\$2,143	\$148,190	-
Social Services	1119	0065	17224	Housing Navigators Program The Housing Navigators Program fund is administered by the Department of Social Services for the purpose helping youth adults 18 years and up to 21 years secure and maintain housing. The funding authority to established the Special Revenue Fund is Pursuant to Item 2240-103-0001 of Section 2 of the Budget Act of 2019 as amended by Section 15 of Chapter 363 of the Statutes of 2019 (SB109).	\$61,124	\$540,885	\$598,284	\$3,725
Social Services	1120	0065	17225	Welfare Advance Fund The Welfare Advance Fund is administered by the Department of Social Services for the purpose of depositing all State and Federal welfare assistance and welfare administration revenue advances. This is essentially a clearing fund; counties are required to maintain separate accounts in a trust fund for welfare assistance and administration. All advances shall be deposited in this Fund and monies are to be transferred to the County General Fund on a basis of either actual or estimated State and Federal share of disbursements for aid and administration of welfare (social services) programs. The California Dept of Social Services provides the authority to establish a separate trust fund , pursuant to State of California Manual of Policies & Procedures, Division 25 – Fiscal Management & Control, Section 220.1.	\$18,023,895	\$536,382,656	\$536,382,656	\$18,023,895

**Special Revenue / Trust Funds
Limited Budgeted Appropriations in FY 2023-24**

Responsible Department	Org	Fund	Sub-class	Org Description	Estimated Beginning Fund Balance @ 7/1/23	FY 2023-24 Budgeted Revenue	FY 2023-24 Budgeted Other Financing Uses	Estimated Ending Fund Balance @ 7/1/24
Social Services	1121	0065	17226	Children's Fund The Children's Trust Fund (CTF) is administered by the Department of Social Services for the purpose of supporting child abuse prevention services in the community and funding child abuse prevention coordinating councils, along with child abuse and neglect prevention and intervention programs. The funding authority to establish this Special Revenue Fund is by AB 2994 (1983), Welfare and Institutions Code Section 18285. Welfare and Institutions Code Section 18966 established the CTF at the County level.	\$1,043,516	\$321,233	\$1,364,749	-
Social Services	1123	0065	17228	Domestic Violence Fund The Domestic Violence Fund is administered by the Department of Social Services for funds generated by marriage license fees, court ordered debt revenue and court fines and fees imposed by the courts for domestic violence cases. 92% of the funds generated through fees are designated to be distributed to qualified shelter-based domestic violence programs within the County for the purpose of reducing incidents of domestic violence. In Fresno County, these revenues are designated to go the Marjaree Mason Center, Inc. A portion of the funds (8%) shall be retained by the County to fund administrative costs associated with the collection of marriage license fees and administration of the Domestic Violence Fund. The authority to establish this Special Revenue Fund is SB 1246 (1980), Welfare and Institutions Code, Sections 18290-18390.8.	-	\$162,807	\$162,807	-
Social Services	1124	0065	17229	Children's Direct Donations Special Revenue Fund Funds received from various donations for families and child welfare are held in this fund. State and Federal funding allocations are maximized to offset child welfare expenditures. If there are expenditures that can not be funded, the Department of Social Services Director can request the Board's approval to utilize the funds.	\$681	\$15	\$696	-
Social Services	1125	0065	17230	Veterans Service Office (VSO) Fund The Veterans Service Office (VSO) Fund is administered by the Department of Social Services for the purpose of holding revenues from the State Department of Veterans Affairs for the Soldier Readiness Project and the FY 2013-14 One-Time Veterans Services Subvention Funding. The funding authority to establish this Special Revenue Fund is by Proposition 63, Military and Veterans Code, Sections 972-972.1, Assembly Bill 101, and an MOU with the California Department of Veterans Affairs.	\$400,436	\$63,944	\$121,643	\$342,737
Social Services	1128	0065	17233	Wraparound Services Program Fund The Wraparound Services program was created through Senate Bill 163, Chapter 795, Statutes of 1997, and is an intensive community-based and family centered process designed to allow children with serious behavioral and emotional difficulties to remain in their community at the lowest level of care possible instead of being placed in a group home setting. The intensive services make it possible for the County to place a child that would have otherwise been in a group home placement (highest level of care) into a lower level placement or be kept at home. The difference between the group home rate and the cost of the lower level placement is the source of the funding (reinvestment funding) that is used to fund the cost of the intensive services that are needed for the child. This Fund was created for the purpose of holding the reinvestment portion of Senate Bill 163-Wraparound placement funding for Foster Care.	\$16,319,019	\$7,909,633	\$8,117,772	\$16,110,880

**Special Revenue / Trust Funds
Limited Budgeted Appropriations in FY 2023-24**

Responsible Department	Org	Fund	Sub-class	Org Description	Estimated Beginning Fund Balance @ 7/1/23	FY 2023-24 Budgeted Revenue	FY 2023-24 Budgeted Other Financing Uses	Estimated Ending Fund Balance @ 7/1/24
Social Services	1129	0065	17234	<p>Walter S. Johnson Grant Fund</p> <p>The Walter S. Johnson Grant Fund is administered by the Department of Social Services. The funds are restricted to satisfy a multiple year agreement with the Walter S. Johnson Foundation for the purpose of helping the Fresno County Youth Transition Project. The Project focused on expanding opportunities to maximize the chances for success for foster youth to mature and emancipate from the Child Welfare and Juvenile Justice Systems. The funding authority to establish this Special Revenue Fund is by an agreement with the Walter S. Johnson Foundation.</p>	\$590	\$20	\$610	-
Social Services	1130	0065	17235	<p>Adoptions Assistance Program Fund (SB 163)</p> <p>The Wraparound Services program was created through Senate Bill 163, Chapter 795, Statutes of 1997, and is an intensive community-based and family centered process designed to allow children with serious behavioral and emotional difficulties to remain in their community at the lowest level of care possible instead of being placed in a group home setting. Payments for Senate Bill 163 adoptive children are deposited to this Fund. Senate Bill 163 authorizes California counties to provide children with service alternatives to group home care through the development of expanded family-based programs, including Wraparound services. State legislation allows counties to use foster care funding for traditional and non-traditional Wraparound services for adoptive children in or at risk of placement in a group home. This Fund was created for the purpose of depositing the reinvestment portion of the Senate Bill 163 - Wraparound placement funding for Adoptions Assistance Program (AAP) cases.</p>	\$8,633,528	\$659,384	\$145,393	\$9,147,519
Social Services	1131	0065	17236	<p>Intensive Services Foster Care Fund</p> <p>The Intensive Services Foster Care Fund is administered by the Department of Social Services for the purpose of tracking ISFC fund and reimburse approved costs. The use of the Fund is to offset DSS administrative costs as DSS Staff will be providing required services to ISFC. Assembly 403 was passed and required all Counties to implement the Continuum of Care Reform (CCR) effective January 1, 2017. CCR introduced a new Foster Care rate structure known as Home Based Family Care (HBFC) to replace the Age Based Foster Care rate structure. Under the new HBFC rate structure, the ISFC rate is intended for specialized programs that will provide core services and support to youth in Foster Care. The ISFC rate will accommodate programs that serve as an alternative to or as a step down from residential care. The Funding Authority to establish this Fund is the Department was approved by the California Department of Social Services (CDSS) under the public delivery model to provide ISF services and receive an ISF rate effective May 10, 2018.</p>	\$5,621,222	\$3,535,541	\$2,501,948	\$6,654,815

**Special Revenue / Trust Funds
Limited Budgeted Appropriations in FY 2023-24**

Responsible Department	Org	Fund	Sub-class	Org Description	Estimated Beginning Fund Balance @ 7/1/23	FY 2023-24 Budgeted Revenue	FY 2023-24 Budgeted Other Financing Uses	Estimated Ending Fund Balance @ 7/1/24
Social Services	1132	0065	17237	<p>Homeless Services Fund</p> <p>The Homeless Services Fund was created to receive and track the Homeless Emergency Aid Program (HEAP) and California Emergency Solutions and Housing (CESH) grants. HEAP is a block grant program designed to address the homelessness crisis throughout California and is available to Continuum of Care and cities with populations over 330,000. CESH was established by Senate Bill (SB) 850 (Chapter 48, Statutes of 2018), which is funded with a portion of SB 2, Building Homes and Jobs Act (Chapter 364, Statutes of 2017). The Department is serving as the Administrative Entity on behalf of the Fresno Madera Continuum of Care (FMCoC). Funding will provide homeless services to address immediate homelessness challenges in Fresno and Madera County. On December 4, 2018, a resolution declaring a shelter crisis for the County of Fresno was approved by the Board in order to receive funding for new project-based services under HEAP. HHAP funds will also be housed within this org.</p>	\$10,246,649	\$131,877	\$4,730,209	\$5,648,317
Social Services	1133	0065	17238	<p>Housing and Disability Advocacy</p> <p>This SRF was created for the purpose of depositing the Interim Assistance Reimbursement (IAR) in order to reinvest the funding towards housing assistance under the HDAP program. HDAP is a new homeless program established by the California State Legislature by Assembly Bill 1603 (Chapter 25, Statutes of 2016) and administered by counties, with oversight from CDSS. HDAP is a pilot program designed to simultaneously provide housing assistance along with disability benefits advocacy and case management for individuals who are both homeless and disabled. The funding authority for this Fund was established in 2017, when CDSS released allocations via applications for counties' HDAP plans. The Department developed a plan, submitted on October 31, 2017, and was allocated \$755,864, available through June 30, 2020.</p>	\$16,617	\$238	\$16,855	-
Social Services	1136	0065	17241	<p>CEHS COSR</p> <p>CEHS COSR Fund is administered by the Department of Social Services for the purpose of landlord mitigation through a Capitalized Operating Subsidy Reserve (COSR) utilizing California Emergency Solutions and Housing (CESH) Funds.</p>	\$2,863	\$75	\$2,938	-
Social Services	1138	0065	17243	<p>Emergency Rental Assistance</p> <p>The Emergency Rental Assistance Fund is administered by the Department of Social Services to help eligible households cover rental arrears and to provide funding for housing stabilization services to prevent evictions and housing instability due to the COVID-19 pandemic.</p>	\$2,384,886	\$89,608	\$1,934,236	\$540,258
Social Services	1139	0065	17244	<p>Transitional Housing Program</p> <p>The Transitional Housing Program Fund is administered by the Department of Social Services to help young adults who are 18 to 25 years of age secure and maintain housing. The funding authority for this Special Revenue Fund pursuant to item 224-102-0001 of Section 2.00 of the Budget Act of 2019 (Chapter 23 of the Statutes of 2019) and Chapter 11.7 (commencing with Section 50807) of Part 2 of Division 31 of the Health and Safety Code.</p>	\$80,363	\$752,566	\$832,929	-
Probation	1140	0075	17300	<p>Victim Emergency Fund</p> <p>The Victims' Witness Emergency Fund was created and is used by the Crime Victim Assistance Center as a resource to meet certain emergency needs of crime victims in Fresno County. "Emergency" is defined as any immediate financial intervention in response to a victim's basic needs such as temporary shelter, food, transportation or clothing. Funding for these services is primarily from unclaimed restitution and is authorized per California Government Code 50050.</p>	\$9,981	\$1,500	\$3,000	\$8,481

**Special Revenue / Trust Funds
Limited Budgeted Appropriations in FY 2023-24**

Responsible Department	Org	Fund	Sub-class	Org Description	Estimated Beginning Fund Balance @ 7/1/23	FY 2023-24 Budgeted Revenue	FY 2023-24 Budgeted Other Financing Uses	Estimated Ending Fund Balance @ 7/1/24
Probation	1143	0075	17303	Juvenile Special Deposit Fund The Juvenile Special Deposit Fund (JSDF) is administered by the Probation Department and the funds are used primarily to benefit the minors housed at the Juvenile Justice Campus (JJC). Such benefits include: contracted services, craft projects, holiday parties, board games, sports equipment, art supplies, and rewards for good behavior. These funds are used in accordance with Welfare and Institutions Code 873 and by Board of Supervisors Resolution.	\$93,521	\$85,000	\$85,000	\$93,521
Probation	1144	0075	17304	Second Strike PRCS Fund The Second Strike Post Release Community Supervision (PRCS) Fund consists of funding received by the State for the Probation Department to offset costs associated with the accelerated release of some Second Strike PRCS offenders. The accelerated release is the result of a California Three Judge Panel order to enhance time credit earnings for non-violent, second strike offenders (excluding sex offenders) to order to reduce prison overcrowding. This funding is used to pay for three deputy probation officers that were added to Probation Org 3430 in FY 2015-16. Second Strike PRCS funding was first received in FY 2014-15.	\$6,274,904	\$900,000	\$699,003	\$6,475,901
Probation	1145	0075	17305	DJJ Realignment On 9/30/20, SB 823 was signed into law and began the closure of the State Department of Juvenile Justice (DJJ) realigning these State functions to counties effective 7/1/21. The DJJ began a phased closure of its facilities. This function at the State level has been moved from the DJJ into the California Health and Human Services Agency as the Department of Youth and Community Restoration. The County of Fresno will expand the local continuum of care by offering a more restrictive therapeutic environment than available community-based alternatives. In addition, the proposed program will be designed for realigned youth as a trauma-informed and evidence-based program to address both traditional criminogenic needs as well as problems more specifically related to sexual offending. In addition, the County will serve as a regional centrally located hub for surrounding counties to send male adolescents between the ages of 14 and 21 who have been adjudicated on a qualifying sexual offense. The regional hub will provide these services for a total of eight counties, including Fresno.	\$5,211,644	\$7,392,587	\$4,250,524	\$8,353,707
Public Health	1150	0080	17350	DPH - Vital and Health Statistics Utilized to provide modernization and improvement of vital records operations, including vital record systems, collection and analysis of health-related death certificate information, and other vital record analysis as appropriate. Revenue Source: Established by California Health and Safety Code, Section 103625.	\$397,655	\$195,920	\$90,000	\$503,575
Public Health	1151	0080	17351	DPH -Contingency Fines & Penalties Fund Utilized to provide funding for Emergency Medical Services (EMS) system administration, equipment and the Communications Center Infrastructure. Revenue Source: Established by the Board of Supervisors approval of an exclusive Operating Area of Fresno County with American Ambulance, July 10, 2007, Agt. 07-292: EMS Provider Agreement for Emergency Ambulance Service and Advance Life Support (Paramedic).	\$649,231	\$10,597	\$55,000	\$604,828
Public Health	1152	0080	17352	DPH -Health Special Deposit Revenue Fund Utilized for miscellaneous revenue for programs including: Emergency Medical Technician (EMT) certification training fees, and donations for Public Health Nursing Events. Revenue Source: Established by California Code of Regulations, Title 22.	\$2,255,464	\$97,821	\$504,477	\$1,848,808

**Special Revenue / Trust Funds
Limited Budgeted Appropriations in FY 2023-24**

Responsible Department	Org	Fund	Sub-class	Org Description	Estimated Beginning Fund Balance @ 7/1/23	FY 2023-24 Budgeted Revenue	FY 2023-24 Budgeted Other Financing Uses	Estimated Ending Fund Balance @ 7/1/24
Public Health	1153	0080	17353	DPH -Tobacco Prevention Fund Utilized to provide outreach and educational activities related to tobacco control. Revenue Source: Established by 1988 Proposition 99:	\$46,254	\$150,967	\$150,000	\$47,221
Public Health	1154	0080	17354	DPH -Environmental Health Soft Serve Fund Utilized for permitting and inspection of approximately 220 semi-frozen soft serve milk product facilities in the County. Revenue Source: Established by California Food and Agricultural Code, Sections 35221 and 59944, which provide for the collection of fees for this program.	\$102,344	\$110,127	\$109,498	\$102,973
Public Health	1155	0080	17355	DPH -Dairy Surcharge Fund Utilized to conduct routine inspections on dairy farms, and collecting milk and water samples for laboratory analysis. Revenue Source: Established by California Food and Agricultural Code, Sections 33251 and 33265, which provide for the collection of fees for this program.	\$226,108	\$181,234	\$179,000	\$228,342
Public Health	1156	0080	17356	DPH -Integrated Waste Management Fund Utilized for inspections and permits of solid waste facilities through the California Department of Resources Recycling and Recovery (CalRecycle). Revenue Source: Established by Board of Supervisors, March 10, 1992, Resolution No. 92-179, pursuant to California Code of Regulations, Title 14, Division 7, Chapter 5, Article 2-4, which provides for the funding of the Local Enforcement Agency (LEA) grant. As part of the Board Resolution, the Department was designated as LEA for the County.	\$29,304	\$28,820	\$28,676	\$29,448
Public Health	1157	0080	17357	DPH -Environmental Health Surcharges Fund Utilized for Inspection and for oversight of compliance to Environmental Health Laws and Regulations. Revenue Source: Established by California Code of Regulations, Title 27, Environmental Protection, pursuant to Section 15250 under the Certified Unified Program Agency (CUPA), which sets the State Surcharge for fees charged.	\$344,795	\$481,937	\$478,750	\$347,982
Public Health	1158	0080	17358	DPH - Solid Waste Tipping Fee Fund Utilized for inspections at landfills through the California Department of Resources Recycling and Recovery (CalRecycle). Revenue Source: Established by Board of Supervisors, January 5, 1993, Ordinance 93-002, pursuant to California Code of Regulations, Title 14, Division 7, Chapter 5, Article 2-4, which provides for the funding of the Local Enforcement Agency (LEA) Grant. The Ordinance established the County Solid Waste Management Fee. Board of Supervisors March 10, 1992, Resolution No. 92-179, designated the Department of Public Health as LEA for the County.	\$3,419,731	\$744,214	\$552,267	\$3,611,678
Public Health	1159	0080	17359	DPH -Local Public Health Preparedness Fund Utilized for emergency preparedness and grant administration. The grant funding is provided by the Centers for Disease Control and Prevention through the California Department of Public Health. Revenue Source: Established by California Health and Safety Code, Sections 101317 through 101319.	\$63,000	\$2,087,806	\$2,079,305	\$71,501
Public Health	1160	0080	17360	DPH -Hospital Preparedness Program Fund Utilized to assist participating hospitals in the preparation, response and recovery from incidents that have a public health and medical impact in the short and long-term. The grant funding is provided by the Centers for Disease Control and Prevention through the California Department of Public Health. Revenue Source: Established by California Health and Safety Code, Sections 101317 through 101319.	\$14,056	\$558,018	\$554,439	\$17,635
Public Health	1161	0080	17361	DPH -Aids Education PC 1463-23 Utilized for fines collected for AIDS education program, Revenue Source: Established by Penal Code, Sections 1463-23.	\$111,289	\$2,156	\$50,000	\$63,445

**Special Revenue / Trust Funds
Limited Budgeted Appropriations in FY 2023-24**

Responsible Department	Org	Fund	Sub-class	Org Description	Estimated Beginning Fund Balance @ 7/1/23	FY 2023-24 Budgeted Revenue	FY 2023-24 Budgeted Other Financing Uses	Estimated Ending Fund Balance @ 7/1/24
Public Health	1162	0080	17362	DPH -Certified Unified Program Agency Fines Fund Utilized for enforcement and compliance outreach activities related to hazardous materials. Revenue Source: Established by California Health and Safety Code, Section 25192, which provides for the distribution of fines collected from enforcement activities and court settlements based on their share allocation for the areas of inspection under CUPA.	\$178,755	\$35,634	\$37,876	\$176,513
Public Health	1163	0080	17363	Child Ride Safe Program Utilized to provide community education and assistance program for the proper use of child passenger restraints. Revenue Source: Established by California Vehicle Code, Sections 27360 through 27366, which provide for the collection of fines to fund the program.	\$900	\$15,098	\$15,000	\$998
Public Health	1164	0080	17364	Tobacco - Prop 56 Utilized to provide outreach and educational activities related to tobacco control. Revenue Source: Established by 2016 Proposition 56: California Tobacco Health Protection Act, pursuant to California Health and Safety Code, Section 104380. Proposition 56 increases revenues for outreach and educational activities related to tobacco control and requires the funding to be separate from Proposition 99 revenues.	\$162,311	\$715,664	\$714,647	\$163,328
Public Health	1165	0080	17365	PEI The Perinatal Equity Initiative (PEI) fund supports and promotes the implementation of specific interventions designed to complement current programming offered through the Black Infant Health (BIH) Group Model and that have shown evidenced-based or evidence-informed promise in reducing racial health disparities in birth outcome among black women. California Department of Public Health, Maternal, Child, and Adolescent Health Division awarded the County with Perinatal Equity Initiative funding (State General Funds) to be utilized for the purpose of improving black infant birth outcomes and reducing black infant mortality.	\$2,351,788	\$916,164	\$867,191	\$2,400,761
Public Works & Planning	1179	0085	17429	NEWHA Program To track expenditures/revenue for the non-exclusive waste hauler agreement program; provide annual report to BOS; per Ordinance 18-001, adopted on 1.9.18	\$2,544,721	-	\$752,396	\$1,792,325
Public Works & Planning	1183	0085	17403	Building Inspectors Clrng Utilized to provide a centralized fund related to Building Inspections and Permits fees collected by Development Services. Funds moved to revenue on a monthly basis, net of refunds made. Revenue Source: Established as funds are collected by developers.	\$435,234	-	\$300,000	\$135,234
Public Works & Planning	1184	0085	17404	Building And Safety - Spec Depst Utilized to segregate funds to guarantee performance and occupancy by private parties per County Ordinance 15.04.090. Revenue Source: Established by County Ordinance 15.04.090	\$755,029	-	\$100,000	\$655,029
Public Works & Planning	1186	0085	17406	Special Studies Deposit Used for activities related to Environmental Impact Reports & General Plan Amendments. Deposits & refunds are made from this Org and held until projects are completed or a refund request is made. Funding authority is made through agreements with developers and applicants for specific projects.	\$3,887,449	-	\$2,365,000	\$1,522,449
Public Works & Planning	1187	0085	17407	Water Management & Planning Fund Used to segregate restricted funds related to Cross Valley water capital costs for expenses for specific water activities. Funding received in FY 1989-90 for repayment for Cross Valley Water Canal water costs from the Brighton Crest development. Funding authority is BOS agenda from 6.26.90.	\$16,301	-	\$7,500	\$8,801

**Special Revenue / Trust Funds
Limited Budgeted Appropriations in FY 2023-24**

Responsible Department	Org	Fund	Sub-class	Org Description	Estimated Beginning Fund Balance @ 7/1/23	FY 2023-24 Budgeted Revenue	FY 2023-24 Budgeted Other Financing Uses	Estimated Ending Fund Balance @ 7/1/24
Public Works & Planning	1188	0085	17408	Admin Fines - Code Enforcement Used for expenditures related to code enforcement activities. Authorized by County Ordinance Title I, Chapter 1.13. Funding authority is through Ordinance 08-029 as approved by BOS on 11.4.08.	\$307,373	-	\$50,000	\$257,373
Public Works & Planning	1191	0085	17411	County Parks Donations Used for expenditures funded by Ernest Lawrence Trust. Funds are restricted and must be authorized by Ernest Lawrence Estate and BOS.	\$440,446	-	\$200,000	\$240,446
Public Works & Planning	1192	0085	17412	Hmong War Memorial Monument Used for bi-annual cleaning and minor repairs to monument. Collection and use of funds is authorized by Lao/Hmong American War Memorial Committee. Funding authority was given by BOS on 5.6.14 (BAI #33).	\$40,844	-	\$1,000	\$39,844
Public Works & Planning	1200	0086	17500	Rental Rehab Program Revenue Used for the payment of ongoing required loan servicing and monitoring costs. Use is governed by Housing and Urban-Rural Recovery Act of 1983 and Title 24 of the CFR.	\$1,226,156	\$15,250	\$1,241,406	-
Public Works & Planning	1201	0086	17501	Community Development Loan Fund Used to administer the County's Affordable Housing Program's loan portfolio.	-	\$9,971,791	\$9,971,791	-
Public Works & Planning	1202	0086	17502	Home Investment Fund Used to receive and transfer HOME investment partnerships grant program income. Use and receipt of funds is governed by Title 24 of the CFR and grant agreements with US Department of HUD. Funding authority is Title 24 of the CFR Subtitle A, Part 92, Subpart K, Section 92.503.	\$3,515,775	\$12,464,479	\$15,980,254	-
Public Works & Planning	1203	0086	17503	Housing Preservation Grant Program Used for ongoing loan servicing and monitoring costs associated with Housing Preservation Grants from USDA. Use and receipt of funds is governed by Title 7 of the CFR; grant awards by BOS; and USDA.	\$528,710	\$220,200	\$748,910	-
Public Works & Planning	1204	0086	17504	CalHome Reuse Account Used for ongoing loan servicing and monitoring costs associated with the completed CalHome Grant program from the State. Use and receipt of funds is governed by Title 25 of the California Code of Regulations and grant agreements with the California Department of Housing and Community Development. Funding authority is Title 25, Division 1, Chapter 7, Subchapter 9, Section 7724 of the CCR.	\$724,030	\$38,783	\$762,813	-
Public Works & Planning	1205	0086	17505	Neighborhood Stabilization Fund Used to receive and transfer NSP grant program income for payment of ongoing loan servicing and monitoring costs associated with the completed NSP from US Department of HUD. Use and receipt of funds is governed by Title 24 of the CFR and grant agreements with US Department of HUD. Funding authority is 24 CFR Sections 570.500 & 570.504.	\$496,779	\$6,400	\$503,179	-
Public Works & Planning	1207	0086	17507	Fruit Trail Reuse Account Used to accumulate Fruit Trail member fees from participating cities, businesses and sponsors. Funds are for design and printing of annual brochures, postage, signage, marketing and advertising of the Fresno County Fruit Trail. Fund was authorized by the Board of Supervisors on 01/18/22.	\$25,298	\$4,235	\$5,000	\$24,533
Public Works & Planning	1208	0086	17508	HCD - PLHA Used to track funding for Permanent Local Housing Allocation program from California Department of Housing and Community Development.	\$206,633	\$5,371,319	\$5,577,952	-

**Special Revenue / Trust Funds
Limited Budgeted Appropriations in FY 2023-24**

Responsible Department	Org	Fund	Sub-class	Org Description	Estimated Beginning Fund Balance @ 7/1/23	FY 2023-24 Budgeted Revenue	FY 2023-24 Budgeted Other Financing Uses	Estimated Ending Fund Balance @ 7/1/24
Public Works & Planning	1301	0088	34201	Friant/North Fork Traffic Signal To segregate funds related to Traffic Mitigation Fees collected from developers for specific projects located throughout the County. Funds are used to reimburse the County for improvements upon completion of project. Per GS Title 7 Div 1 Ch 5 - 66006; BOS resolution for each project.	\$5,322	-	\$5,255	\$67
Public Works & Planning	1304	0088	34205	Friant/Willow to North Fork Rd To segregate funds related to Traffic Mitigation Fees collected from developers for specific projects located throughout the County. Funds are used to reimburse the County for improvements upon completion of project. Per GS Title 7 Div 1 Ch 5 - 66006; BOS resolution for each project.	\$95,558	-	\$94,363	\$1,195
Public Works & Planning	1336	0088	34245	Auberry/Copper Traffic Signal To segregate funds related to Traffic Mitigation Fees collected from developers for specific projects located throughout the County. Funds are used to reimburse the County for improvements upon completion of project. Per GS Title 7 Div 1 Ch 5 - 66006; BOS resolution for each project.	\$10,731	-	\$9,819	\$912
Public Works & Planning	1340	0088	34249	Shaw/Grntnd Traffic Signal To segregate funds related to Traffic Mitigation Fees collected from developers for specific projects located throughout the County. Funds are used to reimburse the County for improvements upon completion of project. Per GS Title 7 Div 1 Ch 5 - 66006; BOS resolution for each project.	\$7,453	-	\$7,360	\$93
Public Works & Planning	1351	0088	34262	Friant Rd/Bugg to North Fork To segregate funds related to Traffic Mitigation Fees collected from developers for specific projects located throughout the County. Funds are used to reimburse the County for improvements upon completion of project. Per GS Title 7 Div 1 Ch 5 - 66006; BOS resolution for each project.	\$30,392	-	\$30,012	\$380
Public Works & Planning	1355	0088	34266	American Ave/Golden State Traffic Signal To segregate funds related to Traffic Mitigation Fees collected from developers for specific projects located throughout the County. Funds are used to reimburse the County for improvements upon completion of project. Per GS Title 7 Div 1 Ch 5 - 66006; BOS resolution for each project.	\$136,166	-	\$134,463	\$1,703
Public Works & Planning	1356	0088	34267	Central/Bethel to Academy To segregate funds related to Traffic Mitigation Fees collected from developers for specific projects located throughout the County. Funds are used to reimburse the County for improvements upon completion of project. Per GS Title 7 Div 1 Ch 5 - 66006; BOS resolution for each project.	\$220,404	-	\$217,647	\$2,757
Public Works & Planning	1368	0088	34275	Friant Rd/Willow to Bugg To segregate funds related to Traffic Mitigation Fees collected from developers for specific projects located throughout the County. Funds are used to reimburse the County for improvements upon completion of project. Per GS Title 7 Div 1 Ch 5 - 66006; BOS resolution for each project.	\$98,057	-	\$96,831	\$1,226
Sheriff	1451	0095	17651	Criminalist Laboratory Fines collected from controlled substance convictions	\$120,000	\$5,000	\$70,000	\$55,000
Sheriff	1452	0095	17652	STC Fund BSCC funds to offset cost of core training courses for Correctional Ofcrs	-	\$360,000	\$360,000	-
Sheriff	1454	0095	17653	Debtor Assessment Fee Fund Processing fees collected by Civil Unit	\$228,686	\$155,000	\$162,800	\$220,886
Sheriff	1455	0095	17654	Civil Automation Retains \$18 of any fee collected by the Civil Division	\$1,093,345	\$145,000	\$1,000,000	\$238,345

**Special Revenue / Trust Funds
Limited Budgeted Appropriations in FY 2023-24**

Responsible Department	Org	Fund	Sub-class	Org Description	Estimated Beginning Fund Balance @ 7/1/23	FY 2023-24 Budgeted Revenue	FY 2023-24 Budgeted Other Financing Uses	Estimated Ending Fund Balance @ 7/1/24
Sheriff	1456	0095	17655	LLEBG dba JAG DOJ Edward Byrne Memorial Justice Assistance Grant drawdowns	\$132,665	\$199,254	\$129,759	\$202,160
Sheriff	1457	0095	17656	Search & Rescue Fund Funded by Title III	\$1,200,000	\$80,000	\$80,000	\$1,200,000
Sheriff	1459	0095	17658	Federal Asset Forfeiture Fund DOJ Federal Asset Forfeiture Fund	\$389,659	-	\$70,000	\$319,659
Sheriff	1464	0095	17663	HIDTA State Forfeiture Funds from State HIDTA Asset Forfeiture	\$1,028,925	-	\$800,000	\$228,925
Sheriff	1465	0095	17664	Indigent Burial Fund Fees collected for permit for disposition of human remains	\$130,249	-	\$100,000	\$30,249
Sheriff	1500	0096	17700	Incarcerated Persons Welfare Fund Commissions from incarcerated persons telephone calls and purchase of commissary items	\$15,217,630	\$4,224,592	\$9,829,043	\$9,613,179
Probation	3450	0275	13050	Community Corrections Performance Incentive Fund The California Community Corrections Performance Incentive Act, Senate Bill (SB) 678 (Chapter 608, Statutes of 2009) was signed into law on October 11, 2009. The goal of the legislation is to reduce recidivism of felony probationers by improving probation services. Funding to counties, for use by Probation Departments, is based on improved probation outcomes as measured by a reduction in probation failures committed to State prison. SB 678 funds are required to be used for supervision and rehabilitative services for adult felony offenders. Services provided must be in accordance with evidence-based practices. Prior to FY 2013-14, funding allocations were based solely on felony probation revocation and commitment to State prison. As a result of the Public Safety Realignment Act, Assembly Bill (AB) 109 (Chapter 15, Statutes of 2011), which transferred responsibility for housing/supervising specified inmates and parolees from the State to counties, a large portion of the adult felony probationers who are revoked or commit new crimes now serve their time in county jails instead of prison. Due to this change, in FY 2013-2014, the State Department of Finance used felony probation revocations to both prison and jail to determine allocations to counties. In FY 2015-16, the SB 678 funding allocation formula to counties was modified in order to provide for increased funding stability and continue to provide incentives to counties to reduce revocations to state prison.	\$838,949	\$3,156,754	\$3,156,754	\$838,949
Public Health	5243	0135	10000	1991 Realignment-Public Health Utilized to provide for public health and indigent health care services that were included as part of the realignment enabling legislation. Revenue Source: Established by Welfare and Institutions Code, Section 17609. The funding includes 1991 Realignment allocation of Vehicle License Fees, Sales Tax Revenues, and County Maintenance of Effort.	\$26,505,247	\$31,051,123	\$38,381,767	\$19,174,603

**Special Revenue / Trust Funds
Limited Budgeted Appropriations in FY 2023-24**

Responsible Department	Org	Fund	Sub-class	Org Description	Estimated Beginning Fund Balance @ 7/1/23	FY 2023-24 Budgeted Revenue	FY 2023-24 Budgeted Other Financing Uses	Estimated Ending Fund Balance @ 7/1/24
Behavioral Health	5245	0135	13045	<p>1991 Realign-Behavioral Health</p> <p>To fund community-based mental health programs, administered by county departments of mental health, including short- and long-term treatment, case management, and other services to seriously mentally ill children and adults.</p> <p>To fund State hospital services for county clients, administered by the state Department of Mental Health (DMH), provide inpatient care to seriously mentally ill persons placed by counties, the courts, and other State departments. To fund Institutions for Mental Diseases (IMDs) administered by independent contractors, generally providing short-term nursing level care to the seriously mentally ill.</p> <p>Funding Source: a half-cent increase in the state sales tax enacted in 1991 and through a dedicated portion of the Vehicle License Fees (VLF).</p>	\$2,728,267	\$41,193,695	\$43,921,962	-
Social Services	5246	0135	13046	<p>1991 Realignment Social Services</p> <p>Assembly Bill (AB) 1288 of 1991 requires counties to establish a local Health and Welfare Trust Fund (H&WTF) for proceeds of sales tax and vehicle license fees (VLF) designated for State/Local Program Realignment. Realignment funds deposited in the Social Services account can only be used to fund the County share-of-cost for social services programs realigned in 1991.</p>	\$11,798,210	\$80,298,370	\$92,096,580	-
Social Services	5247	0135	13047	<p>1991 Realignment CWKs MOE</p> <p>Assembly Bill (AB) 1288 of 1991 requires counties to establish a local Health and Welfare Trust Fund (H&WTF) for proceeds of sales tax and vehicle license fees (VLF) designated for State/Local Program Realignment. AB 118 added the CalWORKs Assistance Maintenance-of-Effort (MOE) account to the H&WTF for the purpose of receiving realignment funds "in lieu of" State reimbursements for public assistance payments budgeted in the CalWORKs Org 6310. The purpose of funds received in the CalWORKs Assistance MOE is for the State to realize State General Fund savings by equally reducing State reimbursements for CalWORKs public assistance payments. CalWORKs MOE funds can only be used to fund a portion of CalWORKs assistance payments in lieu of State reimbursements.</p>	\$5,874,988	\$60,738,996	\$60,738,996	\$5,874,988
Social Services	5248	0135	13048	<p>1991 Realignment Family Support</p> <p>Assembly Bill (AB) 1288 of 1991 requires counties to establish a local Health and Welfare Trust Fund (H&WTF) for proceeds of sales tax and vehicle license fees (VLF) designated for State/Local Program Realignment. On January 1, 2014, AB 85 added the Family Support account to the H&WTF for the purposes of receiving sales tax and VLF revenues that were redirected by the State from Health Realignment account statewide. The amount of revenues received is determined by the State and funds received in the Family Support Account are "in lieu of" State reimbursements for CalWORKs public assistance payments. The purpose of funds received in the Family Support Account is for the State to realize State General Fund savings by equally reducing State reimbursements for CalWORKs public assistance payments. Family Support funds can only be used to fund a portion of CalWORKs assistance payments in lieu of State reimbursements.</p>	\$58,780,008	\$83,776,603	\$98,826,002	\$43,730,609
			Total		\$366,971,950	\$1,209,691,013	\$1,334,924,260	\$241,738,703

**Special Revenue / Trust Funds
No Budgeted Appropriations in FY 2023-24**

Responsible Department	Org	Fund	Sub-class	Org Description	Estimated Beginning Fund Balance @ 7/1/23	FY 2023-24 Budgeted Revenue	Estimated Ending Fund Balance @ 7/1/24
CAO	1034	0026	91023	Local Assistance and Tribal Consistency Fund The LATCF fund was created by the American Rescue Plan Act of 2021. It provides funding for eligible revenue sharing counties, eligible revenue sharing consolidated governments, and eligible Tribal governments. The purpose of the LATCF program is to serve as a general revenue enhancement program. The LATCF provides recipients broad discretion on eligible uses. LATCF recipients may treat these funds in a similar manner to how they treat funds generated from their own local revenue.	-	\$11,889,980	\$11,889,980
Assessor-Recorder	1041	0035	17051	SSN Truncation Purpose, Use of Funding & Funding Authority: The Recorder Social Security Number (SSN) Truncation fund, administered by the County Assessor-Recorder, is to provide funding for the cost of truncating Social Security Numbers on publically available documents. In 2007, Assembly Bill 1168 was signed into law to protect against identity theft by requiring local agencies to redact SSN from records prior to disclosing them to the public. The provisions applied to all documents recorded since 1980. The law authorized the County to establish an additional \$1 fee to fund implementation and ongoing operation of the program. The funding authority to establish the special revenue fund is the Board of Supervisors Resolution 07-641, pursuant to the California Government Code Section 27361 (d). The Recorder's office no longer collects this fee and the budgeted revenue consists of interest only.	\$371,090	\$4,500	\$375,590
Behavioral Health	1050	0040	17100	Community Services Supports Local Prudent Reserve Used to maintain and ensure the county will continue to be able to serve the Mental Health Services Act (MHSA) target population during years in which revenues for MHSA fund are below recent averages. Revenue Source: Established by the 2004 Proposition 63: California MHSA pursuant to Revenue and Taxation Code, sections 17043 and 19602, which levy a 1% tax on personal income above \$1 million in California and deposits into the Mental Health Services Fund on a monthly basis.	\$10,081,463	-	\$10,081,463
County Clerk/Elections	1081	0050	17151	Vital Health and Stats Fee The purpose of this fund is to account for the state mandated portion of fees collected from the purchase of certified copies of confidential marriage licenses pursuant to Health and Safety Code 103625 (f)(g)(i) Funding is designated for the exclusive use for enhanced service to the public and modernization/improvement of vital record systems.	\$17,597	\$5,900	\$23,497
District Attorney	1106	0060	17206	Multi-Agency Gang Enforcement Consortium (MAGEC) MAGEC task force administered by the District Attorney's Office to deter criminal activity of street gang members	\$935	-	\$935
District Attorney	1109	0060	17209	Rural Crime Fund Funds received from California Office of Emergency Services for the Rural Crime Prevention Program	\$435	-	\$435
District Attorney	1110	0060	17210	State Asset Forfeiture Fund Funds received from the seizure of property that was acquired through criminal conduct	\$5,507,538	-	\$5,507,538
District Attorney	1112	0060	17212	State Asset Forfeiture-Special Fund Funds pursuant to California Health and Safety Code Section 11489 (i) for sole purpose of funding programs designed to combat drug abuse and divert gang activity	\$989,078	-	\$989,078
District Attorney	1113	0060	17213	State Asset Forfeiture-Prosecutorial Fund Fund pursuant to California Health and Safety Code 11489 (B) which allows for 10% of property seized and forfeited to state and local governments to be distributed to the prosecutorial agency that processes the forfeiture action	-	\$1,293,101	\$1,293,101
Probation	1141	0075	17301	Domestic Violence Prevention The purpose of this fund is to collect revenue generated from AB 2405 related to domestic violence prevention. AB 2405 requires the funding to be used for domestic violence prevention programs that focus on assisting immigrants, refugees, or persons who live in a rural community.	\$7,376	-	\$7,376

**Special Revenue / Trust Funds
No Budgeted Appropriations in FY 2023-24**

Responsible Department	Org	Fund	Sub-class	Org Description	Estimated Beginning Fund Balance @ 7/1/23	FY 2023-24 Budgeted Revenue	Estimated Ending Fund Balance @ 7/1/24
Probation	1142	0075	17302	Federal Asset Forfeiture Purpose, Use of Funding & Funding Authority: The purpose of this fund is to collect revenue generated from participating in the Federal Department of Justice Asset Forfeiture program. Funds are received when Probation participates in a search that results in the seizure of assets. Authorized per 21 U.S. Code § 881 (e)(3) - Forfeitures.	\$22,088	-	\$22,088
Public Health	1166	0080	17366	Miscellaneous Public Health Fund On October 25, 2019, as utility-initiated Public Safety Power Shutoff (PSPS) continue to impact residents across California. Governor Gavin Newsome launched the Local Government PSPS Resiliency Program to mitigate the impact on Californians by supporting continuity of operations and efforts to protect public health, safety, and commerce in affected communities.	\$90,140	\$6,279	\$96,419
Public Health	1167	0080	17367	ELC Funds 25% advancement of grants composed of Epidemiology and Lab capacity.	\$761,774	\$11,000	\$772,774
Public Works & Planning	1171	0085	17421	FF-County Administration To track deposits made by developers, per BOS Agreement #10-184.	\$60,050	-	\$60,050
Public Works & Planning	1173	0085	17423	DF-TFC Sig-Millerton Rd/Marina To track deposits made by developers, per BOS Agreement #10-184.	\$35,085	-	\$35,085
Public Works & Planning	1174	0085	17424	DF-Wht Fox-Marina Prkwy To track deposits made by developers, per BOS Agreement #10-184.	\$22,330	-	\$22,330
Public Works & Planning	1177	0085	17427	DF-Community Park To track deposits made by developers, per BOS Agreement #10-184.	\$80,309	-	\$80,309
Public Works & Planning	1178	0085	17428	DF-County Administration To track deposits made by developers, per BOS Agreement #10-184.	\$42,366	-	\$42,366
Public Works & Planning	1180	0085	17400	Used Oil Recycling Block Grant Outreach and education program activities for proper disposal and recycling of used oil/filters. Funding through CalRecycle. Funding authority is Public Resource Code, Section 48653	\$184,516	-	\$184,516
Public Works & Planning	1181	0085	17401	Used Oil Recycling Contract Revenue Promotes the use of County's 59 certified collection centers that accept used oil/filters. Funding is received through agreement with Asbury Environmental through Purchasing agreement#P-11-281 G.	\$77,190	-	\$77,190
Public Works & Planning	1185	0085	17405	Cross Valley Canal Trust Utilized to segregate funds related to Community Facility District (CFD) #1 at Shaver Lake. Per Master Implementation Agreement (6.25.85) and 1st amendment; Intradepveloper Agreement for CFD #1& 1st amendment (6.24.85). Revenue Source: Established by Master Implementation Agreement (6.25.85) and 1st amendment; Intradepveloper Agreement for CFD #1 & 1st amendment (6.24.85).	\$40,194	-	\$40,194
Public Works & Planning	1189	0085	17409	Disability Access and Education Utilized to segregate funds related to disability access and education. Funds from local business license/permit renewal fees to fund certified access specialist to facilitate construction related accessibility requirements per Title I, Division 5, Chapter 7.5 of Government Code. Revenue Source: Established by Title I, Division5, Chapter 7.5 of Government Code.	\$1,175	-	\$1,175
Public Works & Planning	1193	0085	17413	Shaver Lake Boat Launch Funds are used towards the construction of an observation area over the Shaver Lake boat launch.	\$64	-	\$64
Public Works & Planning	1195	0085	17415	FF-Ground Water Extraction To track deposits made by developers, per BOS Agreement #10-184.	\$23,348	-	\$23,348
Public Works & Planning	1198	0085	17418	FF-Wastewater Treatment To track deposits made by developers, per BOS Agreement #10-184.	\$817,177	-	\$817,177

**Special Revenue / Trust Funds
No Budgeted Appropriations in FY 2023-24**

Responsible Department	Org	Fund	Sub-class	Org Description	Estimated Beginning Fund Balance @ 7/1/23	FY 2023-24 Budgeted Revenue	Estimated Ending Fund Balance @ 7/1/24
Public Works & Planning	1220	0087	33900	CFD #1-Phase 1 Northeast Reservoir Utilized to segregate funds related to CFD #1 at Shaver Lake. Deposits are made by developers which will be used to reimburse the County for development of property located in the Shaver Lake area. Revenue Source: Established by Master Implementation Agreement (6.25.85) and 1st amendment; Intradepveloper Agreement for CFD 1 & 1st amendment (11.19.91).	\$11,265	\$97	\$11,362
Public Works & Planning	1221	0087	33901	CFD #1-Phase 2 Northeast Reservoir Utilized to segregate funds related to CFD #1 at Shaver Lake. Deposits are made by developers which will be used to reimburse the County for development of property located in the Shaver Lake area. Revenue Source: Established by Master Implementation Agreement (6.25.85) and 1st amendment; Intradepveloper Agreement for CFD 1 & 1st amendment (11.19.91).	\$32,933	\$296	\$33,229
Public Works & Planning	1222	0087	33902	CFD #1-Northeast Reservoir Black Oak Line Utilized to segregate funds related to CFD #1 at Shaver Lake. Deposits are made by developers which will be used to reimburse the County for development of property located in the Shaver Lake area. Revenue Source: Established by Master Implementation Agreement (6.25.85) and 1st amendment; Intradepveloper Agreement for CFD 1 & 1st amendment (11.19.91).	\$80,673	\$726	\$81,399
Public Works & Planning	1223	0087	33903	CFD #1-2599 Black Oak Line (Water) Utilized to segregate funds related to CFD #1 at Shaver Lake. Deposits are made by developers which will be used to reimburse the County for development of property located in the Shaver Lake area. Revenue Source: Established by Master Implementation Agreement (6.25.85) and 1st amendment; Intradepveloper Agreement for CFD 1 & 1st amendment (11.19.91).	\$41,234	\$371	\$41,605
Public Works & Planning	1224	0087	33904	CFD #1-Phase 1 Southeast Reservoir Utilized to segregate funds related to CFD #1 at Shaver Lake. Deposits are made by developers which will be used to reimburse the County for development of property located in the Shaver Lake area. Revenue Source: Established by Master Implementation Agreement (6.25.85) and 1st amendment; Intradepveloper Agreement for CFD 1 & 1st amendment (11.19.91).	\$47,874	\$437	\$48,311
Public Works & Planning	1225	0087	33905	CFD #1-Phase 2 Southeast Reservoir Utilized to segregate funds related to CFD #1 at Shaver Lake. Deposits are made by developers which will be used to reimburse the County for development of property located in the Shaver Lake area. Revenue Source: Established by Master Implementation Agreement (6.25.85) and 1st amendment; Intradepveloper Agreement for CFD 1 & 1st amendment (11.19.91).	\$29,588	\$270	\$29,858
Public Works & Planning	1226	0087	33906	CFD #1-Ridgetop Reservoir Expansion Utilized to segregate funds related to CFD #1 at Shaver Lake. Deposits are made by developers which will be used to reimburse the County for development of property located in the Shaver Lake area. Revenue Source: Established by Master Implementation Agreement (6.25.85) and 1st amendment; Intradepveloper Agreement for CFD 1 & 1st amendment (11.19.91).	\$7,364	\$67	\$7,431
Public Works & Planning	1227	0087	33907	CFD #1-Ridgetop Reservoir Expansion Well Ridgetop Reservoir Utilized to segregate funds related to CFD #1 at Shaver Lake. Deposits are made by developers which will be used to reimburse the County for development of property located in the Shaver Lake area. Revenue Source: Established by Master Implementation Agreement (6.25.85) and 1st amendment; Intradepveloper Agreement for CFD 1 & 1st amendment (11.19.91).	\$13,653	\$125	\$13,778
Public Works & Planning	1228	0087	33908	CFD #1-Existing Twine Reservoir Southeast Reservoir Utilized to segregate funds related to CFD #1 at Shaver Lake. Deposits are made by developers which will be used to reimburse the County for development of property located in the Shaver Lake area. Revenue Source: Established by Master Implementation Agreement (6.25.85) and 1st amendment; Intradepveloper Agreement for CFD 1 & 1st amendment (11.19.91).	\$49,669	\$454	\$50,123

**Special Revenue / Trust Funds
No Budgeted Appropriations in FY 2023-24**

Responsible Department	Org	Fund	Sub-class	Org Description	Estimated Beginning Fund Balance @ 7/1/23	FY 2023-24 Budgeted Revenue	Estimated Ending Fund Balance @ 7/1/24
Public Works & Planning	1229	0087	33909	CFD #1-Existing Twine Reservoir Southeast Reservoir Utilized to segregate funds related to CFD #1 at Shaver Lake. Deposits are made by developers which will be used to reimburse the County for development of property located in the Shaver Lake area. Revenue Source: Established by Master Implementation Agreement (6.25.85) and 1st amendment; Intra-developer Agreement for CFD 1 & 1st amendment (11.19.91).	\$98,908	\$906	\$99,814
Public Works & Planning	1230	0087	33910	CFD #1-Sierra Cedars FCWD 41 Utilized to segregate funds related to CFD #1 at Shaver Lake. Deposits are made by developers which will be used to reimburse the County for development of property located in the Shaver Lake area. Revenue Source: Established by Master Implementation Agreement (6.25.85) and 1st amendment; Intra-developer Agreement for CFD 1 & 1st amendment (11.19.91).	\$31,987	\$291	\$32,278
Public Works & Planning	1231	0087	33911	CFD #1-Sierra Cedars Reservoir Expansion Utilized to segregate funds related to CFD #1 at Shaver Lake. Deposits are made by developers which will be used to reimburse the County for development of property located in the Shaver Lake area. Revenue Source: Established by Master Implementation Agreement (6.25.85) and 1st amendment; Intra-developer Agreement for CFD 1 & 1st amendment (11.19.91).	\$40,331	\$366	\$40,697
Public Works & Planning	1232	0087	33912	CFD #1-2599 Black Oak Line (Sewer) Utilized to segregate funds related to CFD #1 at Shaver Lake. Deposits are made by developers which will be used to reimburse the County for development of property located in the Shaver Lake area. Revenue Source: Established by Master Implementation Agreement (6.25.85) and 1st amendment; Intra-developer Agreement for CFD 1 & 1st amendment (11.19.91).	\$13,140	\$114	\$13,254
Public Works & Planning	1233	0087	33913	CFD #1-Timberwine Wildflower Village Line Utilized to segregate funds related to CFD #1 at Shaver Lake. Deposits are made by developers which will be used to reimburse the County for development of property located in the Shaver Lake area. Revenue Source: Established by Master Implementation Agreement (6.25.85) and 1st amendment; Intra-developer Agreement for CFD 1 & 1st amendment (11.19.91).	\$8,047	\$69	\$8,116
Public Works & Planning	1234	0087	33914	CFD #1-Upgrade Existing Intersection Utilized to segregate funds related to CFD #1 at Shaver Lake. Deposits are made by developers which will be used to reimburse the County for development of property located in the Shaver Lake area. Revenue Source: Established by Master Implementation Agreement (6.25.85) and 1st amendment; Intra-developer Agreement for CFD 1 & 1st amendment (11.19.91).	\$45,214	\$410	\$45,624
Public Works & Planning	1235	0087	33915	CFD #1-Rd A Rdm Wildflower Village Utilized to segregate funds related to CFD #1 at Shaver Lake. Deposits are made by developers which will be used to reimburse the County for development of property located in the Shaver Lake area. Revenue Source: Established by Master Implementation Agreement (6.25.85) and 1st amendment; Intra-developer Agreement for CFD 1 & 1st amendment (11.19.91).	\$238,247	\$2,151	\$240,398
Public Works & Planning	1236	0087	33916	CFD #1-2N M Seibert Prop Utilized to segregate funds related to CFD #1 at Shaver Lake. Deposits are made by developers which will be used to reimburse the County for development of property located in the Shaver Lake area. Revenue Source: Established by Master Implementation Agreement (6.25.85) and 1st amendment; Intra-developer Agreement for CFD 1 & 1st amendment (11.19.91).	\$97,630	\$881	\$98,511
Public Works & Planning	1237	0087	33917	CFD #1-Improvements Thru Siebert Utilized to segregate funds related to CFD #1 at Shaver Lake. Deposits are made by developers which will be used to reimburse the County for development of property located in the Shaver Lake area. Revenue Source: Established by Master Implementation Agreement (6.25.85) and 1st amendment; Intra-developer Agreement for CFD 1 & 1st amendment (11.19.91).	\$164,332	\$1,484	\$165,816

**Special Revenue / Trust Funds
No Budgeted Appropriations in FY 2023-24**

Responsible Department	Org	Fund	Sub-class	Org Description	Estimated Beginning Fund Balance @ 7/1/23	FY 2023-24 Budgeted Revenue	Estimated Ending Fund Balance @ 7/1/24
Public Works & Planning	1238	0087	33918	CFD #1-Improvements on Bretz Mountain Utilized to segregate funds related to CFD #1 at Shaver Lake. Deposits are made by developers which will be used to reimburse the County for development of property located in the Shaver Lake area. Revenue Source: Established by Master Implementation Agreement (6.25.85) and 1st amendment; Intradepveloper Agreement for CFD 1 & 1st amendment (11.19.91).	\$102,552	\$919	\$103,471
Public Works & Planning	1239	0087	33919	CFD #1-Bretz-State Route 168 Intersection Utilized to segregate funds related to CFD #1 at Shaver Lake. Deposits are made by developers which will be used to reimburse the County for development of property located in the Shaver Lake area. Revenue Source: Established by Master Implementation Agreement (6.25.85) and 1st amendment; Intradepveloper Agreement for CFD 1 & 1st amendment (11.19.91).	\$8,969	\$74	\$9,043
Public Works & Planning	1240	0087	33920	CFD #1-State Route 168 to Black Oak Road Utilized to segregate funds related to CFD #1 at Shaver Lake. Deposits are made by developers which will be used to reimburse the County for development of property located in the Shaver Lake area. Revenue Source: Established by Master Implementation Agreement (6.25.85) and 1st amendment; Intradepveloper Agreement for CFD 1 & 1st amendment (11.19.91).	\$96,932	\$866	\$97,798
Public Works & Planning	1241	0087	33921	CFD #1-Black Oak Fwy to County Road Utilized to segregate funds related to CFD #1 at Shaver Lake. Deposits are made by developers which will be used to reimburse the County for development of property located in the Shaver Lake area. Revenue Source: Established by Master Implementation Agreement (6.25.85) and 1st amendment; Intradepveloper Agreement for CFD 1 & 1st amendment (11.19.91).	\$21,506	\$187	\$21,693
Public Works & Planning	1242	0087	33922	CFD #1-Fwy- County Road Dinkey Creek Road Utilized to segregate funds related to CFD #1 at Shaver Lake. Deposits are made by developers which will be used to reimburse the County for development of property located in the Shaver Lake area. Revenue Source: Established by Master Implementation Agreement (6.25.85) and 1st amendment; Intradepveloper Agreement for CFD 1 & 1st amendment (11.19.91).	\$172,808	\$1,569	\$174,377
Public Works & Planning	1243	0087	33923	CFD #1-Thru Timberwine Utilized to segregate funds related to CFD #1 at Shaver Lake. Deposits are made by developers which will be used to reimburse the County for development of property located in the Shaver Lake area. Revenue Source: Established by Master Implementation Agreement (6.25.85) and 1st amendment; Intradepveloper Agreement for CFD 1 & 1st amendment (11.19.91).	\$91,912	\$838	\$92,750
Public Works & Planning	1244	0087	33924	CFD #1-Thru Wildflower Village Utilized to segregate funds related to CFD #1 at Shaver Lake. Deposits are made by developers which will be used to reimburse the County for development of property located in the Shaver Lake area. Revenue Source: Established by Master Implementation Agreement (6.25.85) and 1st amendment; Intradepveloper Agreement for CFD 1 & 1st amendment (11.19.91).	\$284,559	\$2,588	\$287,147
Public Works & Planning	1245	0087	33925	CFD #1-168 Expansion Utilized to segregate funds related to CFD #1 at Shaver Lake. Deposits are made by developers which will be used to reimburse the County for development of property located in the Shaver Lake area. Revenue Source: Established by Master Implementation Agreement (6.25.85) and 1st amendment; Intradepveloper Agreement for CFD 1 & 1st amendment (11.19.91).	\$973,712	\$8,872	\$982,584
Public Works & Planning	1246	0087	33926	CFD #1-Water Treatment Plan Utilized to segregate funds related to CFD #1 at Shaver Lake. Deposits are made by developers which will be used to reimburse the County for development of property located in the Shaver Lake area. Revenue Source: Established by Master Implementation Agreement (6.25.85) and 1st amendment; Intradepveloper Agreement for CFD 1 & 1st amendment (11.19.91).	\$1,640,248	\$14,944	\$1,655,192

**Special Revenue / Trust Funds
No Budgeted Appropriations in FY 2023-24**

Responsible Department	Org	Fund	Sub-class	Org Description	Estimated Beginning Fund Balance @ 7/1/23	FY 2023-24 Budgeted Revenue	Estimated Ending Fund Balance @ 7/1/24
Public Works & Planning	1247	0087	33927	CFD #1-Lake Capacity Fee Utilized to segregate funds related to CFD #1 at Shaver Lake. Deposits are made by developers which will be used to reimburse the County for development of property located in the Shaver Lake area. Revenue Source: Established by Master Implementation Agreement (6.25.85) and 1st amendment; Intradepveloper Agreement for CFD 1 & 1st amendment (11.19.91).	\$48,128	\$438	\$48,566
Public Works & Planning	1248	0087	33928	CFD #1-Cressman Road Construction Utilized to segregate funds related to CFD #1 at Shaver Lake. Deposits are made by developers which will be used to reimburse the County for development of property located in the Shaver Lake area. Revenue Source: Established by Master Implementation Agreement (6.25.85) and 1st amendment; Intradepveloper Agreement for CFD 1 & 1st amendment (11.19.91).	\$661,735	\$6,029	\$667,764
Public Works & Planning	1249	0087	33929	CFD #1-Fire Facilities Utilized to segregate funds related to CFD #1 at Shaver Lake. Deposits are made by developers which will be used to reimburse the County for development of property located in the Shaver Lake area. Revenue Source: Established by Master Implementation Agreement (6.25.85) and 1st amendment; Intradepveloper Agreement for CFD 1 & 1st amendment (11.19.91).	\$202,947	\$1,848	\$204,795
Public Works & Planning	1250	0087	33930	CFD #1-Snow Removal Facilities Utilized to segregate funds related to CFD #1 at Shaver Lake. Deposits are made by developers which will be used to reimburse the County for development of property located in the Shaver Lake area. Revenue Source: Established by Master Implementation Agreement (6.25.85) and 1st amendment; Intradepveloper Agreement for CFD 1 & 1st amendment (11.19.91).	\$326,437	\$2,974	\$329,411
Public Works & Planning	1251	0087	33931	CFD #1-Water District System Utilized to segregate funds related to CFD #1 at Shaver Lake. Deposits are made by developers which will be used to reimburse the County for development of property located in the Shaver Lake area. Revenue Source: Established by Master Implementation Agreement (6.25.85) and 1st amendment; Intradepveloper Agreement for CFD 1 & 1st amendment (11.19.91).	\$1,187,434	\$10,846	\$1,198,280
Public Works & Planning	1252	0087	33932	CFD #1-School Facilities Utilized to segregate funds related to CFD #1 at Shaver Lake. Deposits are made by developers which will be used to reimburse the County for development of property located in the Shaver Lake area. Revenue Source: Established by Master Implementation Agreement (6.25.85) and 1st amendment; Intradepveloper Agreement for CFD 1 & 1st amendment (11.19.91).	\$17,213	\$158	\$17,371
Public Works & Planning	1253	0087	33933	CFD #1-Sewer Plant Expansion Utilized to segregate funds related to CFD #1 at Shaver Lake. Deposits are made by developers which will be used to reimburse the County for development of property located in the Shaver Lake area. Revenue Source: Established by Master Implementation Agreement (6.25.85) and 1st amendment; Intradepveloper Agreement for CFD 1 & 1st amendment (11.19.91).	\$1,194,567	\$10,959	\$1,205,526
Public Works & Planning	1254	0087	33934	CFD #1-Well Water Supply Development Utilized to segregate funds related to CFD #1 at Shaver Lake. Deposits are made by developers which will be used to reimburse the County for development of property located in the Shaver Lake area. Revenue Source: Established by Master Implementation Agreement (6.25.85) and 1st amendment; Intradepveloper Agreement for CFD 1 & 1st amendment (11.19.91).	\$98,608	\$970	\$99,578
Public Works & Planning	1300	0088	34200	SSR 198-Road Traffic Signal To segregate funds related to Traffic Mitigation Fees collected from developers for specific projects located throughout the County. Funds are used to reimburse the County for improvements upon completion of project. Per GS Title 7 Div 1 Ch 5 - 66006; BOS resolution for each project.	\$112,018	\$1,028	\$113,046
Public Works & Planning	1302	0088	34203	Friant/Willow Traffic Signal To segregate funds related to Traffic Mitigation Fees collected from developers for specific projects located throughout the County. Funds are used to reimburse the County for improvements upon completion of project. Per GS Title 7 Div 1 Ch 5 - 66006; BOS resolution for each project.	\$32,916	\$302	\$33,218

**Special Revenue / Trust Funds
No Budgeted Appropriations in FY 2023-24**

Responsible Department	Org	Fund	Sub-class	Org Description	Estimated Beginning Fund Balance @ 7/1/23	FY 2023-24 Budgeted Revenue	Estimated Ending Fund Balance @ 7/1/24
Public Works & Planning	1303	0088	34204	Willow/Copper Traffic Signal To segregate funds related to Traffic Mitigation Fees collected from developers for specific projects located throughout the County. Funds are used to reimburse the County for improvements upon completion of project. Per GS Title 7 Div 1 Ch 5 - 66006; BOS resolution for each project.	\$23,136	\$212	\$23,348
Public Works & Planning	1305	0088	34206	Friant/Crrentncetowillow To segregate funds related to Traffic Mitigation Fees collected from developers for specific projects located throughout the County. Funds are used to reimburse the County for improvements upon completion of project. Per GS Title 7 Div 1 Ch 5 - 66006; BOS resolution for each project.	\$59,263	\$549	\$59,812
Public Works & Planning	1306	0088	34207	Millerton Rd/Friant to Auberry To segregate funds related to Traffic Mitigation Fees collected from developers for specific projects located throughout the County. Funds are used to reimburse the County for improvements upon completion of project. Per GS Title 7 Div 1 Ch 5 - 66006; BOS resolution for each project.	\$432,283	\$3,966	\$436,249
Public Works & Planning	1307	0088	34209	Millerton Rd Improvement Brighton Crest To segregate funds related to Traffic Mitigation Fees collected from developers for specific projects located throughout the County. Funds are used to reimburse the County for improvements upon completion of project. Per GS Title 7 Div 1 Ch 5 - 66006; BOS resolution for each project.	\$286,682	\$2,611	\$289,293
Public Works & Planning	1308	0088	34210	Millerton/Friant Road Improvements To segregate funds related to Traffic Mitigation Fees collected from developers for specific projects located throughout the County. Funds are used to reimburse the County for improvements upon completion of project. Per GS Title 7 Div 1 Ch 5 - 66006; BOS resolution for each project.	\$70,240	\$633	\$70,873
Public Works & Planning	1309	0088	34211	Fowler/Shaw Intersection To segregate funds related to Traffic Mitigation Fees collected from developers for specific projects located throughout the County. Funds are used to reimburse the County for improvements upon completion of project. Per GS Title 7 Div 1 Ch 5 - 66006; BOS resolution for each project.	\$19,541	\$179	\$19,720
Public Works & Planning	1310	0088	34213	Dewolf/Shaw Intersection To segregate funds related to Traffic Mitigation Fees collected from developers for specific projects located throughout the County. Funds are used to reimburse the County for improvements upon completion of project. Per GS Title 7 Div 1 Ch 5 - 66006; BOS resolution for each project.	\$43,921	\$403	\$44,324
Public Works & Planning	1311	0088	34214	Leonard/Shaw Intersection To segregate funds related to Traffic Mitigation Fees collected from developers for specific projects located throughout the County. Funds are used to reimburse the County for improvements upon completion of project. Per GS Title 7 Div 1 Ch 5 - 66006; BOS resolution for each project.	\$46,658	\$428	\$47,086
Public Works & Planning	1312	0088	34215	McCall/Shaw Intersection To segregate funds related to Traffic Mitigation Fees collected from developers for specific projects located throughout the County. Funds are used to reimburse the County for improvements upon completion of project. Per GS Title 7 Div 1 Ch 5 - 66006; BOS resolution for each project.	\$46,661	\$428	\$47,089
Public Works & Planning	1313	0088	34216	Academy/Shaw Intersection To segregate funds related to Traffic Mitigation Fees collected from developers for specific projects located throughout the County. Funds are used to reimburse the County for improvements upon completion of project. Per GS Title 7 Div 1 Ch 5 - 66006; BOS resolution for each project.	\$23,204	\$213	\$23,417
Public Works & Planning	1314	0088	34217	Ashlan/McCall Intersection To segregate funds related to Traffic Mitigation Fees collected from developers for specific projects located throughout the County. Funds are used to reimburse the County for improvements upon completion of project. Per GS Title 7 Div 1 Ch 5 - 66006; BOS resolution for each project.	\$39,881	\$366	\$40,247

**Special Revenue / Trust Funds
No Budgeted Appropriations in FY 2023-24**

Responsible Department	Org	Fund	Sub-class	Org Description	Estimated Beginning Fund Balance @ 7/1/23	FY 2023-24 Budgeted Revenue	Estimated Ending Fund Balance @ 7/1/24
Public Works & Planning	1315	0088	34218	Ashlan/Academy Intersection To segregate funds related to Traffic Mitigation Fees collected from developers for specific projects located throughout the County. Funds are used to reimburse the County for improvements upon completion of project. Per GS Title 7 Div 1 Ch 5 - 66006; BOS resolution for each project.	\$26,643	\$244	\$26,887
Public Works & Planning	1316	0088	34219	Clovis/Shaw Intersection To segregate funds related to Traffic Mitigation Fees collected from developers for specific projects located throughout the County. Funds are used to reimburse the County for improvements upon completion of project. Per GS Title 7 Div 1 Ch 5 - 66006; BOS resolution for each project.	\$61,056	\$560	\$61,616
Public Works & Planning	1317	0088	34220	Shaw/Tempance/Clovis Lakes To segregate funds related to Traffic Mitigation Fees collected from developers for specific projects located throughout the County. Funds are used to reimburse the County for improvements upon completion of project. Per GS Title 7 Div 1 Ch 5 - 66006; BOS resolution for each project.	\$988,210	\$9,066	\$997,276
Public Works & Planning	1318	0088	34221	Tempance Ave Expressway To segregate funds related to Traffic Mitigation Fees collected from developers for specific projects located throughout the County. Funds are used to reimburse the County for improvements upon completion of project. Per GS Title 7 Div 1 Ch 5 - 66006; BOS resolution for each project.	\$39,511	\$362	\$39,873
Public Works & Planning	1319	0088	34223	Central/Chestnut Intersection To segregate funds related to Traffic Mitigation Fees collected from developers for specific projects located throughout the County. Funds are used to reimburse the County for improvements upon completion of project. Per GS Title 7 Div 1 Ch 5 - 66006; BOS resolution for each project.	\$18,709	\$172	\$18,881
Public Works & Planning	1320	0088	34225	Centraveatstr 99 Off-Rmp To segregate funds related to Traffic Mitigation Fees collected from developers for specific projects located throughout the County. Funds are used to reimburse the County for improvements upon completion of project. Per GS Title 7 Div 1 Ch 5 - 66006; BOS resolution for each project.	\$26,324	\$242	\$26,566
Public Works & Planning	1321	0088	34226	Auberry Rd/SR 168 Prather To segregate funds related to Traffic Mitigation Fees collected from developers for specific projects located throughout the County. Funds are used to reimburse the County for improvements upon completion of project. Per GS Title 7 Div 1 Ch 5 - 66006; BOS resolution for each project.	\$2,398	\$22	\$2,420
Public Works & Planning	1322	0088	34227	Lodge Rd/SR 168 To segregate funds related to Traffic Mitigation Fees collected from developers for specific projects located throughout the County. Funds are used to reimburse the County for improvements upon completion of project. Per GS Title 7 Div 1 Ch 5 - 66006; BOS resolution for each project.	\$849	\$8	\$857
Public Works & Planning	1323	0088	34228	Auberry Rd/SR 168 Auberry To segregate funds related to Traffic Mitigation Fees collected from developers for specific projects located throughout the County. Funds are used to reimburse the County for improvements upon completion of project. Per GS Title 7 Div 1 Ch 5 - 66006; BOS resolution for each project.	\$1,529	\$14	\$1,543
Public Works & Planning	1324	0088	34230	Academy/Herndon Intersection To segregate funds related to Traffic Mitigation Fees collected from developers for specific projects located throughout the County. Funds are used to reimburse the County for improvements upon completion of project. Per GS Title 7 Div 1 Ch 5 - 66006; BOS resolution for each project.	\$1,605	\$14	\$1,619
Public Works & Planning	1325	0088	34231	Shepherd/SR 168 Intersection To segregate funds related to Traffic Mitigation Fees collected from developers for specific projects located throughout the County. Funds are used to reimburse the County for improvements upon completion of project. Per GS Title 7 Div 1 Ch 5 - 66006; BOS resolution for each project.	\$1,852	\$17	\$1,869

**Special Revenue / Trust Funds
No Budgeted Appropriations in FY 2023-24**

Responsible Department	Org	Fund	Sub-class	Org Description	Estimated Beginning Fund Balance @ 7/1/23	FY 2023-24 Budgeted Revenue	Estimated Ending Fund Balance @ 7/1/24
Public Works & Planning	1326	0088	34232	SR 168 Widening To segregate funds related to Traffic Mitigation Fees collected from developers for specific projects located throughout the County. Funds are used to reimburse the County for improvements upon completion of project. Per GS Title 7 Div 1 Ch 5 - 66006; BOS resolution for each project.	\$45,338	\$405	\$45,743
Public Works & Planning	1327	0088	34233	Man Av Button Wil To Alta To segregate funds related to Traffic Mitigation Fees collected from developers for specific projects located throughout the County. Funds are used to reimburse the County for improvements upon completion of project. Per GS Title 7 Div 1 Ch 5 - 66006; BOS resolution for each project.	\$55,912	\$513	\$56,425
Public Works & Planning	1328	0088	34234	Shaw/Tempance/Leonard To segregate funds related to Traffic Mitigation Fees collected from developers for specific projects located throughout the County. Funds are used to reimburse the County for improvements upon completion of project. Per GS Title 7 Div 1 Ch 5 - 66006; BOS resolution for each project.	\$41,389	\$380	\$41,769
Public Works & Planning	1329	0088	34235	Willow/Friant to Copper To segregate funds related to Traffic Mitigation Fees collected from developers for specific projects located throughout the County. Funds are used to reimburse the County for improvements upon completion of project. Per GS Title 7 Div 1 Ch 5 - 66006; BOS resolution for each project.	\$203,770	\$1,869	\$205,639
Public Works & Planning	1330	0088	34236	Herndon/Dewolf Intersection To segregate funds related to Traffic Mitigation Fees collected from developers for specific projects located throughout the County. Funds are used to reimburse the County for improvements upon completion of project. Per GS Title 7 Div 1 Ch 5 - 66006; BOS resolution for each project.	\$4,450	\$41	\$4,491
Public Works & Planning	1331	0088	34238	Herndon/Locan Intersection To segregate funds related to Traffic Mitigation Fees collected from developers for specific projects located throughout the County. Funds are used to reimburse the County for improvements upon completion of project. Per GS Title 7 Div 1 Ch 5 - 66006; BOS resolution for each project.	\$4,600	\$42	\$4,642
Public Works & Planning	1332	0088	34239	Herndon/Tollhouse Intersection To segregate funds related to Traffic Mitigation Fees collected from developers for specific projects located throughout the County. Funds are used to reimburse the County for improvements upon completion of project. Per GS Title 7 Div 1 Ch 5 - 66006; BOS resolution for each project.	\$4,088	\$38	\$4,126
Public Works & Planning	1333	0088	34241	Willow/International Intersection To segregate funds related to Traffic Mitigation Fees collected from developers for specific projects located throughout the County. Funds are used to reimburse the County for improvements upon completion of project. Per GS Title 7 Div 1 Ch 5 - 66006; BOS resolution for each project.	\$22,794	\$209	\$23,003
Public Works & Planning	1334	0088	34242	Willow/Shepherd to Copper To segregate funds related to Traffic Mitigation Fees collected from developers for specific projects located throughout the County. Funds are used to reimburse the County for improvements upon completion of project. Per GS Title 7 Div 1 Ch 5 - 66006; BOS resolution for each project.	\$56,568	\$519	\$57,087
Public Works & Planning	1335	0088	34243	Jefferson/Academy Intersection To segregate funds related to Traffic Mitigation Fees collected from developers for specific projects located throughout the County. Funds are used to reimburse the County for improvements upon completion of project. Per GS Title 7 Div 1 Ch 5 - 66006; BOS resolution for each project.	\$1,731	\$16	\$1,747
Public Works & Planning	1337	0088	34246	Auberry/Marina Traffic Signal To segregate funds related to Traffic Mitigation Fees collected from developers for specific projects located throughout the County. Funds are used to reimburse the County for improvements upon completion of project. Per GS Title 7 Div 1 Ch 5 - 66006; BOS resolution for each project.	\$28,096	\$246	\$28,342

**Special Revenue / Trust Funds
No Budgeted Appropriations in FY 2023-24**

Responsible Department	Org	Fund	Sub-class	Org Description	Estimated Beginning Fund Balance @ 7/1/23	FY 2023-24 Budgeted Revenue	Estimated Ending Fund Balance @ 7/1/24
Public Works & Planning	1338	0088	34247	Auberry Imp/Copper/Marina To segregate funds related to Traffic Mitigation Fees collected from developers for specific projects located throughout the County. Funds are used to reimburse the County for improvements upon completion of project. Per GS Title 7 Div 1 Ch 5 - 66006; BOS resolution for each project.	\$1,047,450	\$9,578	\$1,057,028
Public Works & Planning	1339	0088	34248	SR 41/Friant Rd offramp improvement To segregate funds related to Traffic Mitigation Fees collected from developers for specific projects located throughout the County. Funds are used to reimburse the County for improvements upon completion of project. Per GS Title 7 Div 1 Ch 5 - 66006; BOS resolution for each project.	\$52,227	\$478	\$52,705
Public Works & Planning	1341	0088	34251	Shields/Academy Traffic Signal To segregate funds related to Traffic Mitigation Fees collected from developers for specific projects located throughout the County. Funds are used to reimburse the County for improvements upon completion of project. Per GS Title 7 Div 1 Ch 5 - 66006; BOS resolution for each project.	\$5,381	\$49	\$5,430
Public Works & Planning	1342	0088	34252	Ashlan/Academy Traffic Signal To segregate funds related to Traffic Mitigation Fees collected from developers for specific projects located throughout the County. Funds are used to reimburse the County for improvements upon completion of project. Per GS Title 7 Div 1 Ch 5 - 66006; BOS resolution for each project.	\$5,171	\$47	\$5,218
Public Works & Planning	1343	0088	34253	Shaw/Academy Traffic Signal To segregate funds related to Traffic Mitigation Fees collected from developers for specific projects located throughout the County. Funds are used to reimburse the County for improvements upon completion of project. Per GS Title 7 Div 1 Ch 5 - 66006; BOS resolution for each project.	\$4,919	\$45	\$4,964
Public Works & Planning	1344	0088	34255	Belmont/Academy I/T Lanes To segregate funds related to Traffic Mitigation Fees collected from developers for specific projects located throughout the County. Funds are used to reimburse the County for improvements upon completion of project. Per GS Title 7 Div 1 Ch 5 - 66006; BOS resolution for each project.	\$6,477	\$59	\$6,536
Public Works & Planning	1345	0088	34256	McKinley/Academy Traffic Signal To segregate funds related to Traffic Mitigation Fees collected from developers for specific projects located throughout the County. Funds are used to reimburse the County for improvements upon completion of project. Per GS Title 7 Div 1 Ch 5 - 66006; BOS resolution for each project.	\$5,381	\$49	\$5,430
Public Works & Planning	1346	0088	34257	Millerton/Auberry Traffic Signal To segregate funds related to Traffic Mitigation Fees collected from developers for specific projects located throughout the County. Funds are used to reimburse the County for improvements upon completion of project. Per GS Title 7 Div 1 Ch 5 - 66006; BOS resolution for each project.	\$10,167	\$79	\$10,246
Public Works & Planning	1347	0088	34258	Millerton/Sky Harbor Traffic Signal To segregate funds related to Traffic Mitigation Fees collected from developers for specific projects located throughout the County. Funds are used to reimburse the County for improvements upon completion of project. Per GS Title 7 Div 1 Ch 5 - 66006; BOS resolution for each project.	\$7,530	\$69	\$7,599
Public Works & Planning	1348	0088	34259	Millerton/Brighton Crest Traffic Signal To segregate funds related to Traffic Mitigation Fees collected from developers for specific projects located throughout the County. Funds are used to reimburse the County for improvements upon completion of project. Per GS Title 7 Div 1 Ch 5 - 66006; BOS resolution for each project.	\$6,512	\$60	\$6,572
Public Works & Planning	1349	0088	34260	Millerton/Marina Traffic Signal To segregate funds related to Traffic Mitigation Fees collected from developers for specific projects located throughout the County. Funds are used to reimburse the County for improvements upon completion of project. Per GS Title 7 Div 1 Ch 5 - 66006; BOS resolution for each project.	\$13,090	\$120	\$13,210

**Special Revenue / Trust Funds
No Budgeted Appropriations in FY 2023-24**

Responsible Department	Org	Fund	Sub-class	Org Description	Estimated Beginning Fund Balance @ 7/1/23	FY 2023-24 Budgeted Revenue	Estimated Ending Fund Balance @ 7/1/24
Public Works & Planning	1350	0088	34261	Millerton/Tablemountain Traffic Signal To segregate funds related to Traffic Mitigation Fees collected from developers for specific projects located throughout the County. Funds are used to reimburse the County for improvements upon completion of project. Per GS Title 7 Div 1 Ch 5 - 66006; BOS resolution for each project.	\$1,660	\$15	\$1,675
Public Works & Planning	1352	0088	34263	Millerton Rd/Marina to Sky Harbor To segregate funds related to Traffic Mitigation Fees collected from developers for specific projects located throughout the County. Funds are used to reimburse the County for improvements upon completion of project. Per GS Title 7 Div 1 Ch 5 - 66006; BOS resolution for each project.	\$66,534	\$610	\$67,144
Public Works & Planning	1353	0088	34264	Millerton Rd/Sky Harbor to Auberry To segregate funds related to Traffic Mitigation Fees collected from developers for specific projects located throughout the County. Funds are used to reimburse the County for improvements upon completion of project. Per GS Title 7 Div 1 Ch 5 - 66006; BOS resolution for each project.	\$84,901	\$779	\$85,680
Public Works & Planning	1354	0088	34265	Jayne Ave/Glen to I-5 Road Improvements To segregate funds related to Traffic Mitigation Fees collected from developers for specific projects located throughout the County. Funds are used to reimburse the County for improvements upon completion of project. Per GS Title 7 Div 1 Ch 5 - 66006; BOS resolution for each project.	\$55,296	\$507	\$55,803
Public Works & Planning	1357	0088	34268	Central/Academy to Newmark To segregate funds related to Traffic Mitigation Fees collected from developers for specific projects located throughout the County. Funds are used to reimburse the County for improvements upon completion of project. Per GS Title 7 Div 1 Ch 5 - 66006; BOS resolution for each project.	\$165,673	\$1,520	\$167,193
Public Works & Planning	1358	0088	34269	Goodfellow/Newmark/Riverband To segregate funds related to Traffic Mitigation Fees collected from developers for specific projects located throughout the County. Funds are used to reimburse the County for improvements upon completion of project. Per GS Title 7 Div 1 Ch 5 - 66006; BOS resolution for each project.	\$731,132	\$6,772	\$737,904
Public Works & Planning	1359	0088	34270	Central/Chestnut Intersection To segregate funds related to Traffic Mitigation Fees collected from developers for specific projects located throughout the County. Funds are used to reimburse the County for improvements upon completion of project. Per GS Title 7 Div 1 Ch 5 - 66006; BOS resolution for each project.	\$3,484	\$32	\$3,516
Public Works & Planning	1360	0088	34272	Central/SR 99 SB off-ramp To segregate funds related to Traffic Mitigation Fees collected from developers for specific projects located throughout the County. Funds are used to reimburse the County for improvements upon completion of project. Per GS Title 7 Div 1 Ch 5 - 66006; BOS resolution for each project.	\$2,161	\$20	\$2,181
Public Works & Planning	1361	0088	34273	Central/Chestnut to GSB To segregate funds related to Traffic Mitigation Fees collected from developers for specific projects located throughout the County. Funds are used to reimburse the County for improvements upon completion of project. Per GS Title 7 Div 1 Ch 5 - 66006; BOS resolution for each project.	\$2,034	\$19	\$2,053
Public Works & Planning	1362	0088	34274	Central/Academy Traffic Signal To segregate funds related to Traffic Mitigation Fees collected from developers for specific projects located throughout the County. Funds are used to reimburse the County for improvements upon completion of project. Per GS Title 7 Div 1 Ch 5 - 66006; BOS resolution for each project.	\$12,828	\$118	\$12,946
Public Works & Planning	1363	0088	34202	Friant/Millbrook Traffic Signal To segregate funds related to Traffic Mitigation Fees collected from developers for specific projects located throughout the County. Funds are used to reimburse the County for improvements upon completion of project. Per GS Title 7 Div 1 Ch 5 - 66006; BOS resolution for each project.	\$1	-	\$1

**Special Revenue / Trust Funds
No Budgeted Appropriations in FY 2023-24**

Responsible Department	Org	Fund	Sub-class	Org Description	Estimated Beginning Fund Balance @ 7/1/23	FY 2023-24 Budgeted Revenue	Estimated Ending Fund Balance @ 7/1/24
Public Works & Planning	1367	0088	34229	Academy/SR 168 Intersection To segregate funds related to Traffic Mitigation Fees collected from developers for specific projects located throughout the County. Funds are used to reimburse the County for improvements upon completion of project. Per GS Title 7 Div 1 Ch 5 - 66006; BOS resolution for each project.	\$126	-	\$126
Public Works & Planning	1369	0088	34276	Auberry Rd/Copper/Millerton To segregate funds related to Traffic Mitigation Fees collected from developers for specific projects located throughout the County. Funds are used to reimburse the County for improvements upon completion of project. Per GS Title 7 Div 1 Ch 5 - 66006; BOS resolution for each project.	\$4,747	\$44	\$4,791
Public Works & Planning	1370	0088	34277	Millerton Rd/North Fork/Marina To segregate funds related to Traffic Mitigation Fees collected from developers for specific projects located throughout the County. Funds are used to reimburse the County for improvements upon completion of project. Per GS Title 7 Div 1 Ch 5 - 66006; BOS resolution for each project.	\$327,107	\$3,001	\$330,108
Public Works & Planning	1371	0088	34278	Friant/Copper River/Willow To segregate funds related to Traffic Mitigation Fees collected from developers for specific projects located throughout the County. Funds are used to reimburse the County for improvements upon completion of project. Per GS Title 7 Div 1 Ch 5 - 66006; BOS resolution for each project.	\$6,406	\$54	\$6,460
Public Works & Planning	1372	0088	34279	Dinuba/Alta Intersection To segregate funds related to Traffic Mitigation Fees collected from developers for specific projects located throughout the County. Funds are used to reimburse the County for improvements upon completion of project. Per GS Title 7 Div 1 Ch 5 - 66006; BOS resolution for each project.	\$3,706	\$34	\$3,740
Public Works & Planning	1373	0088	34280	Kings Canyon/McCall Ave To segregate funds related to Traffic Mitigation Fees collected from developers for specific projects located throughout the County. Funds are used to reimburse the County for improvements upon completion of project. Per GS Title 7 Div 1 Ch 5 - 66006; BOS resolution for each project.	\$9,190	\$84	\$9,274
Public Works & Planning	1374	0088	34281	Annadale/Willow To segregate funds related to Traffic Mitigation Fees collected from developers for specific projects located throughout the County. Funds are used to reimburse the County for improvements upon completion of project. Per GS Title 7 Div 1 Ch 5 - 66006; BOS resolution for each project.	\$50,947	-	\$50,947
Public Works & Planning	1375	0088	34282	Jayne Ave to SR 33 Overlay To segregate funds related to Traffic Mitigation Fees collected from developers for specific projects located throughout the County. Funds are used to reimburse the County for improvements upon completion of project. Per GS Title 7 Div 1 Ch 5 - 66006; BOS resolution for each project.	\$393,668	\$3,612	\$397,280
Public Works & Planning	1376	0088	34283	McCall/Clarkson to Elkhorn To segregate funds related to Traffic Mitigation Fees collected from developers for specific projects located throughout the County. Funds are used to reimburse the County for improvements upon completion of project. Per GS Title 7 Div 1 Ch 5 - 66006; BOS resolution for each project.	\$101,124	\$942	\$102,066
Public Works & Planning	1377	0088	34284	Willow to Copper Intersection To segregate funds related to Traffic Mitigation Fees collected from developers for specific projects located throughout the County. Funds are used to reimburse the County for improvements upon completion of project. Per GS Title 7 Div 1 Ch 5 - 66006; BOS resolution for each project.	\$7,875	\$72	\$7,947
Public Works & Planning	1378	0088	34285	Copper to Auberry Intersection To segregate funds related to Traffic Mitigation Fees collected from developers for specific projects located throughout the County. Funds are used to reimburse the County for improvements upon completion of project. Per GS Title 7 Div 1 Ch 5 - 66006; BOS resolution for each project.	\$5,630	\$52	\$5,682

**Special Revenue / Trust Funds
No Budgeted Appropriations in FY 2023-24**

Responsible Department	Org	Fund	Sub-class	Org Description	Estimated Beginning Fund Balance @ 7/1/23	FY 2023-24 Budgeted Revenue	Estimated Ending Fund Balance @ 7/1/24
Public Works & Planning	1379	0088	34286	Copper/Minnewawa Intersection To segregate funds related to Traffic Mitigation Fees collected from developers for specific projects located throughout the County. Funds are used to reimburse the County for improvements upon completion of project. Per GS Title 7 Div 1 Ch 5 - 66006; BOS resolution for each project.	\$13,045	\$120	\$13,165
Public Works & Planning	1380	0088	34287	Jayne Ave/Coalinga/County Line To segregate funds related to Traffic Mitigation Fees collected from developers for specific projects located throughout the County. Funds are used to reimburse the County for improvements upon completion of project. Per GS Title 7 Div 1 Ch 5 - 66006; BOS resolution for each project.	\$327,746	-	\$327,746
Sheriff	1450	0095	17650	Automated Warrant Fund Penalty assessments fund	\$191,540	-	\$191,540
Sheriff	1458	0095	17657	Sex Offender Fines Fund Fines received from State	\$8,734	-	\$8,734
Sheriff	1460	0095	17659	State Asset Forf Funds from State Asset Forfeiture	\$934,757	-	\$934,757
Sheriff	1461	0096	17660	Safety Positive Intervention Funds for positive intervention programs to combat drug abuse and gang activity	\$206,154	-	\$206,154
Sheriff	1462	0095	17661	DOJ HIDTA Asset Forfeitures DOJ Federal HIDTA Asset Forfeiture Fund	\$52,607	-	\$52,607
Sheriff	1466	0095	17665	Treasury Asset Forfeitures Treasury Asset Forfeiture Fund	\$359,515	-	\$359,515
Sheriff	1467	0095	17666	HIDTA Treasury Asset Forfeiture Fund HIDTA Treasury Asset Forfeiture Fund	\$346,813	-	\$346,813
Library	7522	0107	13061	Hygus Adams Trust Hygus Adams Trust - Committed designation for Library Capital. Assets under the Remainder Charitable Annuity designated for construction of new Library facilities and purchase of land for such facilities. Hygus Adams Estate established on 8/21/1984, upon the death of the survivors of the three mentioned family beneficiaries, additional proceeds of income of the trust shall be distributed to Fresno County for the Library Trust Fund. Small memorial marker or plaque be placed at the site of any facility constructed with these funds.	\$6,821,718	-	\$6,821,718
Library	7523	0107	13062	Library Investment Fund Library Investment Fund - Established for the purchase of Library materials.	\$103,928	-	\$103,928
			Total		\$42,856,592	\$13,340,711	\$56,197,303





AB: Assembly Bill

Account (Line Item): A distinct reporting category in a ledger used for budgeting or accounting purposes. All budgetary transactions, whether revenue or expenditure related, are recorded in accounts.

Accrual Basis: The basis of accounting under which revenues are recorded when earned and expenditures (or expenses) are recorded as soon as they result in liabilities for benefits received, notwithstanding that the receipt of cash or the payment of cash may take place, in whole or in part, in another accounting period.

Activity: A departmental effort that contributes to the accomplishment of specific identified program objectives.

Actuarial Accrued Liability: The actuarial accrued liability, as assessed by an actuary, generally represents the present value of the fully projected benefits attributable to service credit that has been earned (or accrued) as of the valuation date; it is computed differently under different funding methods.

Actual: The County's year-end actual dollars for expenditures and revenues for a fiscal year. Also, the year-end actual measures or results for statistical performance data for a fiscal year.

Actuary: A person professionally trained in the technical aspects of pensions, insurance and related fields. The actuary estimates how much money must be contributed to an insurance or pension fund in order to provide current and future benefits.

Adjusted Budget: A budget that reflects the adopted budget plus any mid-year changes authorized during the fiscal year.

Adopted Budget: The annual budget formally approved by the Board of Supervisors for a specific fiscal year.

Americans with Disabilities Act (ADA): A federal law that, among other provisions, requires modification of public buildings to ensure access for people with disabilities.

Appropriations: A legal authorization to make expenditures and to incur obligations for specific purposes.

Appropriation for Contingency: A budgetary provision representing that proration of the financing requirements set aside to meet unforeseen expenditure requirements or to offset revenue shortfalls.

Arbitrage: As defined by treasury regulations, the profit earned from investing low yielding tax-exempt proceeds in higher yielding taxable securities. In general, arbitrage profits earned must be paid to the United States Treasury as rebate unless a specific exception to the rebate requirement applies.

Assessed Valuation: A valuation set upon real estate or other property by a government as a basis for levying taxes.

Asset: An item owned or a resource held that has monetary value.

Assigned Fund Balance: That portion of fund balance that reflects an intended use of resources but does not meet the criteria to be classified as restricted or committed. For non-general funds, it is the amount in excess of nonspendable, restricted and committed fund balance.

Balance Sheet: The financial statement disclosing the assets, liabilities and equity of an entity at a specified date in conformity with Generally Accepted Accounting Principles (GAAP).

Balanced Budget: A budget in which the planned expenditures and the means of financing them are equal. A balanced annual budget is required by the State of California per Government Code §29000, et seq.

Board of Supervisors: The five-member, elected governing body of the County authorized by the California State Constitution. Each Board member represents a specific geographic area (Supervisorial District) of the County.

Bond: A written promise to pay a specified sum of money, called the face value or principal amount, at a specified date or dates in the future, called the maturity dates) together with periodic interest at a specified rate. Sometimes, however, all or a substantial portion of the interest is included in the face value of the bond. The sale of bonds is one mechanism used to obtain long-term financing.

Budget: A financial plan for a single fiscal year including recommended expenditures for a given period and the recommended means of financing them.

California State Association of Counties (CSAC): An organization that represents county government before the California Legislature, administrative agencies and the federal government.

CalWIN: CalWORKs Information Network: A fully integrated online, real-time automated system to support eligibility and benefits determination, client correspondence, management reports, interfaces and case management for public assistance programs, such as the CalWORKs Program.

CalWORKs: California Work Opportunity and Responsibility to Kids program. A program that gives cash aid and services to eligible California families.

Capital Assets: Tangible and intangible assets acquired for use in operations that will benefit more than a single fiscal year. Typical examples of tangible assets are land,

improvements to land, easements, buildings, building improvements, infrastructure, equipment, vehicles and machinery.

Capital Assets Equipment: Equipment that includes movable personal property of a relative permanent nature (useful life of one year or longer) and of significant value, such as furniture, machines, tools, weapons and vehicles. An item costing \$5,000 or more is budgeted in the appropriation capital asset account and capitalized. When an individual item cost less than \$5,000 (including weapons and modular equipment) it is budgeted in an expenditure account.

Capital Assets/Land: Expenditure account that includes expenditures for the acquisition of land.

Capital Expenditures: Expenditures incurred for the improvement to or acquisition of land, facilities and infrastructure.

Cash Flow: The analysis of cash receipts (revenues) to required payments (expenditures) and reporting of net cash balance projections. The Auditor-Controller/Treasurer-Tax Collector prepares cash flow reports that project the inflow, outflow and net balance of cash.

Certificates of Participation (COPs): Certificates issued for the financing of capital assets. A certificate is similar to a bond and represents an undivided interest in the payments made by the public agency pursuant to a financing lease. Even though they are not treated as indebtedness of the issuer by California state law, the federal tax law treats the lease obligation as if it were a debt.

Charges for Current Services: Revenues received as a result of fees charged for certain services provided to citizens and other public agencies.

Committed Fund Balance: Self-imposed limitations set on funds. Limitations imposed by the highest level of decision making, and requires formal action at that same level to remove.

Community Development Block Grant (CDBG): A federal grant administered by the County for housing and development activities that: (1) benefit lower income persons; (2) prevent/eliminate slums and blight; or (3) meet urgent community development needs.

Comprehensive Annual Financial Report (CAFR): The annual audited financial statement of the County.

Contingency Reserve: Appropriations set aside to meet unforeseen economic and operational circumstances.

County Service Area (CSA): An assessment district comprised of unincorporated area property owners who pay for special services through special assessments on their property tax bills.

Credit Rating: A rating determined by a credit rating agency that indicates the agency's opinion of the likelihood that a borrower such as the County will be able to repay its debt. The rating agencies include Standard & Poor's, Fitch and Moody's.

Current Assets: Assets which are available or can be made readily available to finance current operations or to pay current liabilities. Those assets that will be used up or converted into cash within one year.

Current Liabilities: Liabilities that are payable within one year. Liabilities are obligations to transfer assets (i.e. cash) or provide services to other entities in the future as a result of past transactions or events.

Debt: An obligation resulting from the borrowing of money or from the purchase of goods and services. Debts of governments include bonds, time warrants and notes.

Debt Service: Annual principal and interest payments that local government owes on borrowed money.

Deferred Inflows of Resources: An acquisition of net position by the government that is applicable to a future reporting period

Deferred Outflows of Resources: A consumption of net position by the government that is applicable to a future period.

Department: The basic organizational unit of the government which is functionally unique in its delivery of services.

Depreciation: The decrease in the service life or estimated value of capital assets attributable to wear and tear, deterioration and the passage of time.

Employee Benefits: The portion of an employee compensation package that is in addition to wages.

Encumbrance: A commitment within the County to use funds for a specific purpose.

Enterprise Fund: A fund established to account for operations that are financed and operated in a manner similar to private business enterprises. The governing body intends that the cost of providing goods and services to the general public on a continuing basis be financed or recovered primarily through user charges.

Estimated Revenue: The amount of revenue expected to accrue or to be collected during a fiscal year.

Expenditure: A decrease in net financial resources. Expenditures include current operating expenses that require the present or future use of net current assets, debt service and capital outlays, and intergovernmental grants.

Fiduciary Fund: A fund containing assets held in a trustee capacity or as an agent for others which cannot be used to support the County's own programs.

Fines, Forfeitures & Penalties: A group of revenue accounts that includes vehicle code fines, other court fines, forfeitures and penalties, and penalties and cost on delinquent taxes.

Fiscal Year (FY): A 12-month period to which the annual operating budget applies and at the end of which a government determines in financial positions and the results of operations. The County of Fresno's fiscal year is July 1 through June 30.

Fresno County Employees' Retirement Association (FCERA): provides retirement benefits for eligible employees of the County of Fresno, Fresno Superior Court and for participating agencies including the Fresno-Madera Area Agency on Aging, Clovis Veterans Memorial District, and Fresno Mosquito and Vector Control District. FCERA is an independent association established by the County Employees Retirement Law of 1937 and is subject to the laws governing fiduciaries.

Fund: A fiscal and accounting entity with a self-balancing set of accounts in which cash and other financial resources, all related liabilities and equities or balances, and changes therein, are recorded and segregated to carry on specific activities or attain certain objectives in accordance with special regulations, restrictions or limitations.

Fund Balance: The difference between fund assets and fund liabilities of governmental funds. Fund Balance may be used in the budget for the upcoming year as a funding source for one-time projects/services.

Fund Balance Components: The classifications that segregate fund balance by constraints on purposes for which amount can be spent. There are five classifications: Non-Spendable Fund Balance, Restricted Fund Balance, Committed Fund Balance, Assigned Fund Balance and Unassigned Fund Balance.

GASB 54: Governmental Accounting Standards Board (GASB) Statement Number 54 which establishes a fund balance classification hierarchy based on constraints that govern how the funds can be used.

General Fund: The County's primary operating fund, which is used to account for all financial resources, except those required to be accounted for in another fund.

General Obligation Bonds: Bonds backed by the full faith and credit of a governmental entity.

General Plan Update: A multi-year project to revise the Fresno County Comprehensive General Plan that forms the framework for growth in the unincorporated communities.

General Purpose Revenue: Revenue derived from sources not specific to any program or service delivery that may be used for any purpose that is a legal expenditure of County funds. Examples of General Purpose Revenues include sales taxes, property taxes, property tax in lieu of vehicle license fees, court fines, real property transfer tax and miscellaneous other sources.

Generally Accepted Accounting Principles (GAAP): The uniform minimum standards and guidelines for financial accounting and reporting. They govern the form and content of the financial statement of an entity.

Geographic Information System (GIS): A regional data warehouse providing electronic geographic data and maps to County departments and other users.

Governmental Accounting Standards Board (GASB): The independent authoritative accounting and financial reporting standard-setting body for U.S. state and local government entities.

Government Finance Officers Association (GFOA): An organization comprised of government accounting and finance professionals throughout the United States and Canada, whose goals include but are not limited to improving financial management practices and encouraging excellence in financial reporting and budgeting by state and local governments.

Governmental Fund: The funds that are generally used to account for tax-supported activities; it accounts for the majority of funds, except for those categorized as proprietary or fiduciary funds.

Grant: Contributions of cash or other assets from another governmental agency or other organization to be used or expended for a specified purpose, activity or facility.

Information Technology: A term that encompasses all forms of technology used to create, store, exchange and use information in its various forms including business data, conversations, still images and multimedia presentations.

Intergovernmental Revenue: Revenue received from other government entities in the form of grants, entitlements, shared revenues and payments in lieu of taxes. Examples of State revenue include Health and Social Services Realignment, Proposition 172 Public Safety Sales Tax, highway user tax, in-lieu taxes, public assistance administration, health administration and Homeowner's Property Tax Relief. Major federal revenue includes public assistance programs, health administration, disaster relief, and Payments In-lieu of Taxes for federal lands.

Internal Service Fund (ISF): A proprietary-type fund used to account for the financing of goods or services provided by one department to other departments of the

County, or to other governmental units, on a cost-reimbursement basis.

Intrafund Activity: Activity between funds of the primary government, including blended component units.

Intrafund Transfers: Transfers of costs between budget units in the same governmental fund.

Joint Powers Agreement (JPA): A contractual agreement between a city, county and/or special district in which services are agreed to be performed, or the County agrees to cooperate with or lend its powers to another entity.

Lease: A contract granting use or occupation of property during a specified time for a specified payment.

Liability: a legal obligation to transfer assets or provide services to another entity in the future as a result of past transactions or events.

Licenses, Permits & Franchises: Revenue accounts that include revenue from animal licenses, business licenses, permits and franchises.

Mandate: A requirement, often set by law, from the State or federal government(s) that the County perform a task, perform a task in a particular way, or perform a task to meet a particular standard.

Miscellaneous Revenues: Revenues that do not fall into one of the general revenue categories. These revenues may include other sales and monetary donations from private agencies, persons or other sources.

Mission: A statement of organizational purpose. The County's mission is to promote excellent, timely, and beneficial public services to our diverse community with integrity and accountability.

Modified Accrual Basis: The basis of accounting under which revenues are recognized when they become available and measurable and, with a few exceptions, expenditures are recognized when liabilities are incurred. A modified accrual accounting system can also divide available funds into separate entities within the organization to ensure that the money is being spent where it was intended.

Net County Cost (NCC): Departmental appropriations less all available departmental revenues.

Net County Cost Carryover: The unspent portion of net county cost that has been carried over from the prior fiscal year.

Objective: A measurable target that must be met on the way to implementing a strategy and/or attaining a goal.

Operating Budget: A plan of current expenditures and the recommended means of financing them. The annual operating budget is the primary means by which most of

the financing, acquisition, spending and service delivery activities of a government are controlled.

Operating Transfers: Operating transfers result when one fund provides a service on behalf of another fund. The providing fund budgets the amount required by the other fund in the "Operating Transfer Out" expenditure account. The receiving fund budgets the amount in one of the "Operating Transfer In" revenue accounts.

Ordinance: A regulation, an authoritative rule, a statute.

Other Charges: A group of expenditure accounts that includes support and care of other persons (such as assistance payments), bond redemptions, interest on bonds, other long-term debt and notes and warrants, judgments and damages, rights-of-way, taxes and assessments, depreciation, bad debts, income allocation, contributions to non-county governmental agencies and inter fund expenditures.

Other Financing Sources: An increase in current financial resources that is reported separately from revenues to avoid distorting revenue trends. Examples include sale of capital assets, transfers in and long-term debt proceeds.

Pension Obligation Bond (POB): Bonds issued to finance all or part of the unfunded actuarial accrued liabilities of the issuer's pension plan. The proceeds are transferred to the issuer's pension system as a prepayment of all or part of the unfunded pension liabilities of the issuer to ensure the soundness of the plan.

Policy: A high-level overall plan embracing the general goals and acceptable procedures of the subject contained therein.

Priority: An item that is more important than other things and that needs to be done or dealt with first; the right to precede others in order, rank, or privilege.

Program: A set of activities directed to attaining specific purposes or objectives.

Program Revenue: Revenue generated by programs and/or dedicated to offset a program's costs.

Property Transfer Tax: A tax assessed on property when ownership is transferred.

Proprietary Funds: The classification used to account for a government's ongoing organizations and activities that are similar to those often found in the private sector (i.e., enterprise and internal service funds).

Public Hearings: Board of Supervisors meetings that are open to the public in order to provide residents an opportunity to express their views on the merits of the County's proposals and services.

Reappropriation: The inclusion of a balance from the prior year's budget as part of the budget of the subsequent fiscal year. Reappropriation is common for encumbrances outstanding at the end of a fiscal year that a government intends to honor in the subsequent year.

Recommended Budget: The budget document developed by the CAO and formally approved by the Board of Supervisors to serve as the basis for public hearings and deliberations prior to the determination of the adopted budget.

Request for Proposal (RFP): An official request for proposals to be submitted to the County to perform specified services. The RFP sets forth the services being sought for procurement by the County and requests information from firms interested in the engagement.

Restricted Fund Balance: That portion of fund balance subject to externally enforceable limitations on its use imposed by law, constitutional provision, or other regulation.

Revenue From Use of Money & Property: Revenue accounts that include investment income, rents and concessions and royalties.

Salaries and Benefits: A group of expenditure accounts that includes expenses related to compensation of County employees.

Salary Savings: A reduction to Salaries and Benefits appropriations due to normal staff attrition levels, projected timeframes for recruiting, unpaid leaves of absence, and related factors.

Securitization: A type of structured financing whereby an entity that is to receive future payments sells the right to that income stream to a third party in exchange for an up-front payment. For example, the County securitized the Tobacco Settlement Payments, receiving the revenue up-front and reducing the risk of not collecting all of the payments.

Service Level: Measures the performance of a system of service delivery. Certain goals are defined and the service level gives the percentage to which those goals should be achieved.

Services & Supplies: A group of expenditure accounts that includes non-personnel operating expenses such as contract services, office supplies, information technology services, minor equipment and facilities maintenance.

Special District: An area in which an independent unit of local government is set up to perform a specific function or a restricted number of related functions, such as street lighting or waterworks. A special district might be composed of cities, townships, or counties, or any part or combination of these.

Special Revenue Fund: A fund used to account for the proceeds of specific revenue sources that are legally restricted to expenditures for specified purposes.

Strategic: Dealing with creation of overall plans and to determine how best to achieve the general goal of an entity.

Structural Fund Balance: The amount of budget deficit that is a result of an imbalance in governmental receipts and expenditures.

Subject Matter Expert: A person who possesses expert knowledge in a particular area, field, job, system or topic because of their education and/or experience.

Succession Planning: A strategy for passing leadership roles within the County to someone else in such a way that the agency continues to run smoothly after current leaders move on to new opportunities, retire or pass away.

Tax and Revenue Anticipation Notes (TRANS): A short-term, interest bearing note used as a cash management tool. Public agencies often receive revenues on an uneven basis throughout a fiscal year. The borrowed funds allow the agency to meet cash requirements during periods of low revenue receipts and repay the funds when the revenues are greater.

Taxes Current Property: A group of revenue accounts that includes the property tax amount for the current year based on the assessed value of the property as established each year on January 1st by the Office of the Assessor/Recorder.

Taxes Other Than Current Secured: A group of revenue accounts that includes unsecured property taxes. The term "unsecured" refers to property that is not "secured" real estate, that is a house or parcel of land which is currently owned. In general, unsecured property tax is either for business personal property (e.g. office equipment, owned or leased), boats, berths, or possessory interest for use of a space. It can, however, also be based upon supplemental assessments based on prior ownership of secured property.

Tobacco Settlement Revenues (TSR): The result of the historic Master Settlement Agreement in 1998 between the California Attorney General and several other states and the four major tobacco companies which provided more than \$206 billion in Tobacco Settlement Payments over 25 years in exchange for the release of all past, present and future claims related to the use of tobacco products. California agreed to distribute its share of the settlement to its counties based on population. The Fresno County Tobacco Funding Corporation was incorporated June 13, 2002. It is a nonprofit public benefit organization as defined by Internal Revenue Code Section 501(c)(3). The Corporation is a member of the California County Tobacco Securitization Agency

Glossary

(Agency), a joint powers agency created in November 2000 by the County of Fresno (County) and eight other California Counties.

Trust Fund: A fund used to account for assets held by a government unit in a trustee capacity or as an agent for others and which, therefore, cannot be used to support the government's own programs. The County is sometimes required to segregate revenues it receives from certain sources into a trust fund, but these funds are accounted for in the financial statements as County assets.

Unassigned Fund Balance: Residual net resources. Total fund balance in the general fund in excess of nonspendable, restricted, committed and assigned fund balance.

Unfunded Actuarial Accrued Liability (UAAL): The present value of benefits earned to date that are not covered by plan assets; commonly used in pension fund discussions. The excess, if any, of the actuarial accrued liability over the actuarial value of assets. See also Actuarial Accrued Liability.

Use of Fund Balance: The amount of fund balance used as a funding source for one-time projects/services.

Fresno County Budget Construction & Legal

Basis of Accounting

The budget is prepared each year for all governmental funds and proprietary funds. Governmental funds that are budgeted include the General Fund, Special Revenue Funds, Debt Service Fund, and Capital Projects Fund. Proprietary funds include Enterprise Funds and Internal Service Funds.

Governmental Funds

The budget is prepared using the current financial resources measurement focus and the modified accrual basis of accounting. Expenditures are controlled at the object level within each budget unit of the County except for capital assets, which are controlled at the sub-object level.

Proprietary Funds

The Board of Supervisors approves the proprietary fund budgets that are prepared using the economic resources measurement focus and the accrual basis of accounting. These funds collect fees and revenues generally to cover the cost of the goods and services they provide, their accounting and budgeting basis are closer to private sector models.

Budget Structure

The State Controller's Office, pursuant to Government Code, sections 29002, 30200 and 53065, dictates the organization and structure of County budgets in order to ensure consistency and comparability of data. For most of the departments and programs reported in this document, the Recommended Budget includes the most recent prior fiscal years' activities for comparison. The schedules in the front of the document are existing schedules recapping the budget by functional categories across all funds. Individual fund recap schedules are added to increase clarity and to orient the document on a fund basis as opposed to functional categories as required by the State Controller.

Consequently, the document is organized by fund type starting with the General Fund followed by the Capital Projects Fund, Debt Services Fund, Internal Service Funds, Enterprise Funds and the Special Revenue Funds.

The budget summary table provides information by appropriation object level and revenue sources. The appropriation object levels are the departmental expenditures. The Salaries and Benefits appropriation object level is a composite of all employee costs including Extra-Help and overtime netted with Salary Savings. The Services and Supplies appropriation object level represents all operational costs such as office supplies and professional services; it also includes the charges for the Internal Service Funds for facilities, custodial, fleet, and other internal services. Capital Assets appropriation object level is for any asset purchase of \$5,000 or more. The Other Financial Uses appropriation object level is used for operating transfers from one fund to another. The revenue sources are categorized primarily as follows: taxes; licenses, permits, and franchise fees; revenue from use of money (interest earnings); intergovernmental revenue (State and Federal); charges for services; other financing sources; miscellaneous revenue and intrafund revenue.

Budget Modification

State Law permits modifications to the adopted budget during the year. Any amendments or transfers of appropriations between object levels (sub-object level for capital assets) within the same budget unit, or between budget units or funds must be authorized by the County Administrative Office and approved by the Board of Supervisors. There are two options for requesting midyear budget adjustments:

Budget Modifications that Increase Appropriations

Budget modifications are generally made due to unforeseen and program-specific changes. In compliance with Government Code, section 29130, increases in appropriations require a four-fifths vote of approval by the Board of Supervisors after the budget is adopted.

Changes that result in additional appropriations can be placed on the Board of Supervisors regular agenda. These Items are reviewed by the Auditor-Controller and the County Administrator.

Transfers Between a Single Budget Unit

Pursuant to Government Code, section 29092, the County Administrative Officer is authorized to approve transfers and revisions of appropriations within a single budget unit as deemed necessary and appropriate. Currently, County Policy allows the County Administrative Officer to approve transfers within a single budget unit that total \$200,000 or less.