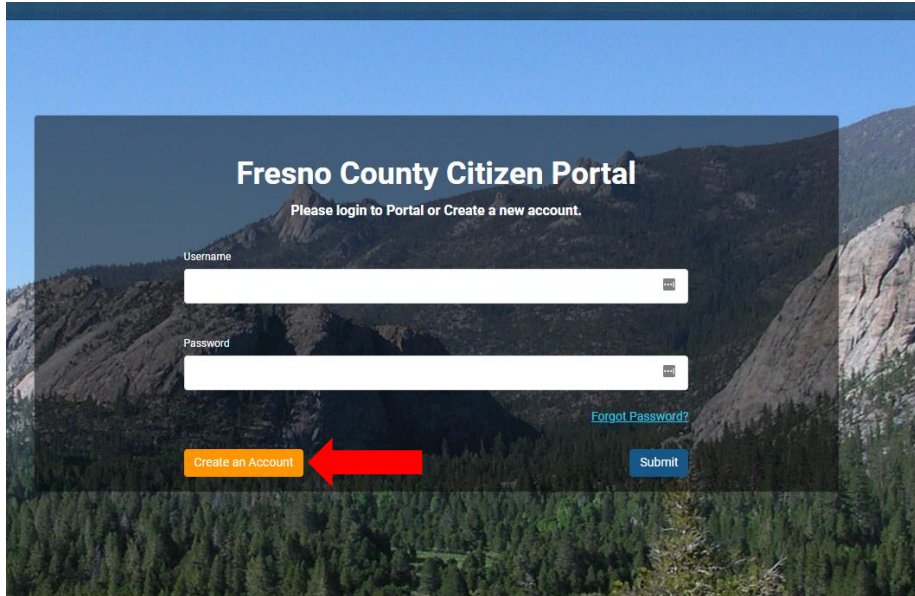


# FRESNO COUNTY CITIZEN PORTAL

## Create an Account

1. Go to <https://permitportal.fresnocountyca.gov/citizenportal/app/login>
2. Select Create an Account



3. From the Create an Account page, choose Environmental Health from drop down menu and complete all applicable fields. ***\*\* For existing businesses that are permitted by Environmental Health, please use the email address that is on your account and already in the Amanda database. If you do not recall which email is on your account, please call (559)600-3357 to first obtain the information before creating an account that may not link to your existing business***

Home Member Area Search Environmental Health Search Public Work

### Create an Account

Please fill in below information

You have never done business with The County of Fresno, who do you want to do business with?

**Environmental Health**

Applicant Type  
 Person  Organization  
**\* Applicant Type is required**

Email Address  
Email Address   
**\* Email Address is required**

Confirm Email Address  
Confirm Email Address   
**\* Confirm Email Address is required**

Phone Number  
( ) - -  
**\* Phone Number is required**

Phone Type (Description)

Phone Number  
( ) - -  
**\* Phone Number is required**

Phone Type (Description)

Street #  
Street #

Prefix  
Prefix

Street Name  
Street Name   
**\* Street Name is required**

Street Type  
Street Type   
**\* Street Type is required**

City  
City   
**\* City is required**

State  
State   
**\* State is required**

Country  
Country

Direction  
Direction

Unit Type  
Unit Type

Unit  
Unit

Zip Code  
Zip Code   
**\* Zip Code is required**

Back Submit

Your email address will be where all Permits, Bills and Inspection reports are sent, so please choose one that is checked regularly!

**If you do not have an email address, use one of the free providers to create an email.**

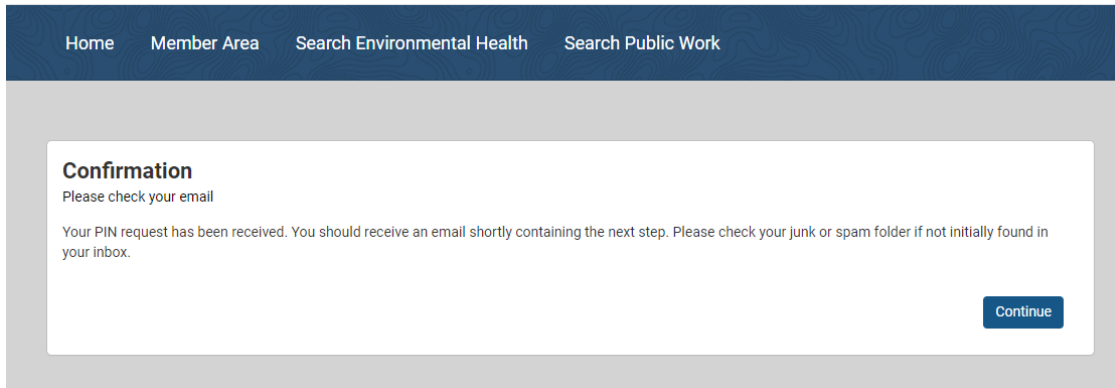
[Yahoo.com](https://www.yahoo.com)  
[Gmail.com](https://www.gmail.com)

4. Click Submit Button

# FRESNO COUNTY CITIZEN PORTAL

## Create an Account

5. After you hit submit this screen will appear, select Continue and check your email for your pin



The screenshot shows a confirmation page with a dark blue header containing navigation links: Home, Member Area, Search Environmental Health, and Search Public Work. The main content area is white and titled "Confirmation". Below the title, it says "Please check your email" and "Your PIN request has been received. You should receive an email shortly containing the next step. Please check your junk or spam folder if not initially found in your inbox." A blue "Continue" button is located in the bottom right corner.

6. Copy your registration link provided or Click on the link provided in your email

**From:** [noreply@co.fresno.ca.us](mailto:noreply@co.fresno.ca.us)  
**Date:** July 7, 2021 at 8:34:33 AM PDT  
**To:** [REDACTED]  
**Subject:** On-line Permit Registration

Dear ERICA ARMSTRONG:

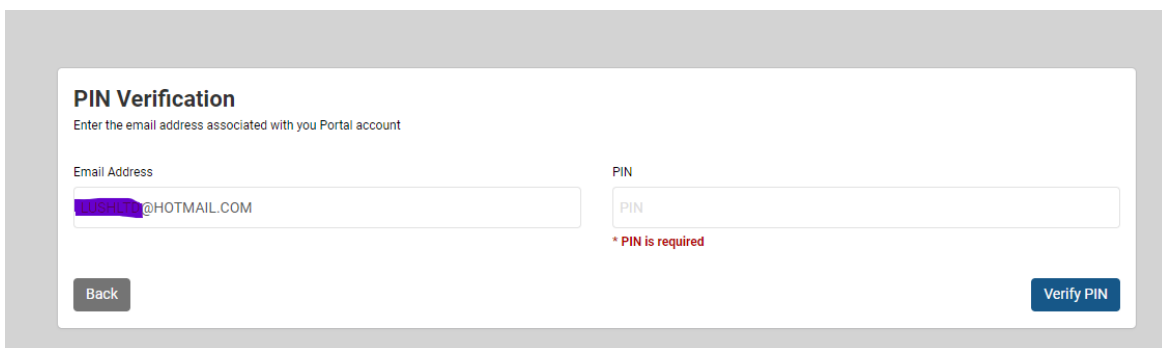
To continue your registration please click on the following:

[http://permitportal.fresnocountyca.gov/citizenportal/app/pin-verify?emailAddress=\[REDACTED\]](http://permitportal.fresnocountyca.gov/citizenportal/app/pin-verify?emailAddress=[REDACTED])

Registration PIN: 0BD001563085FC3

Regards  
County of Fresno

7. The Pin Verification page will open and you'll need to enter your email and the PIN provided in the email and click Verify PIN



The screenshot shows a "PIN Verification" form. At the top, it says "Enter the email address associated with you Portal account". There are two input fields: "Email Address" and "PIN". The "Email Address" field contains "[REDACTED]@HOTMAIL.COM". The "PIN" field is empty. Below the "PIN" field, there is a red asterisk and the text "\* PIN is required". A "Back" button is on the bottom left, and a blue "Verify PIN" button is on the bottom right.

# FRESNO COUNTY CITIZEN PORTAL

## Create an Account

8. You'll need to set a password, that is at least eight characters and fulfills three of the four categories. Then click Submit

### Set Password

Passwords must contain at least eight characters and characters from three of the following four categories:

- At least one uppercase letter
- At least one lowercase letter
- At least one number
- At least one special character (e.g. !; £; \$; #; &).

New Password

\* Password is required

Confirm Password

\* Confirm password is required

[Back](#) [Submit](#)

9. If you have successfully fulfilled the password requirements, you'll see this page below. Click Ok

### Set Password Confirmation

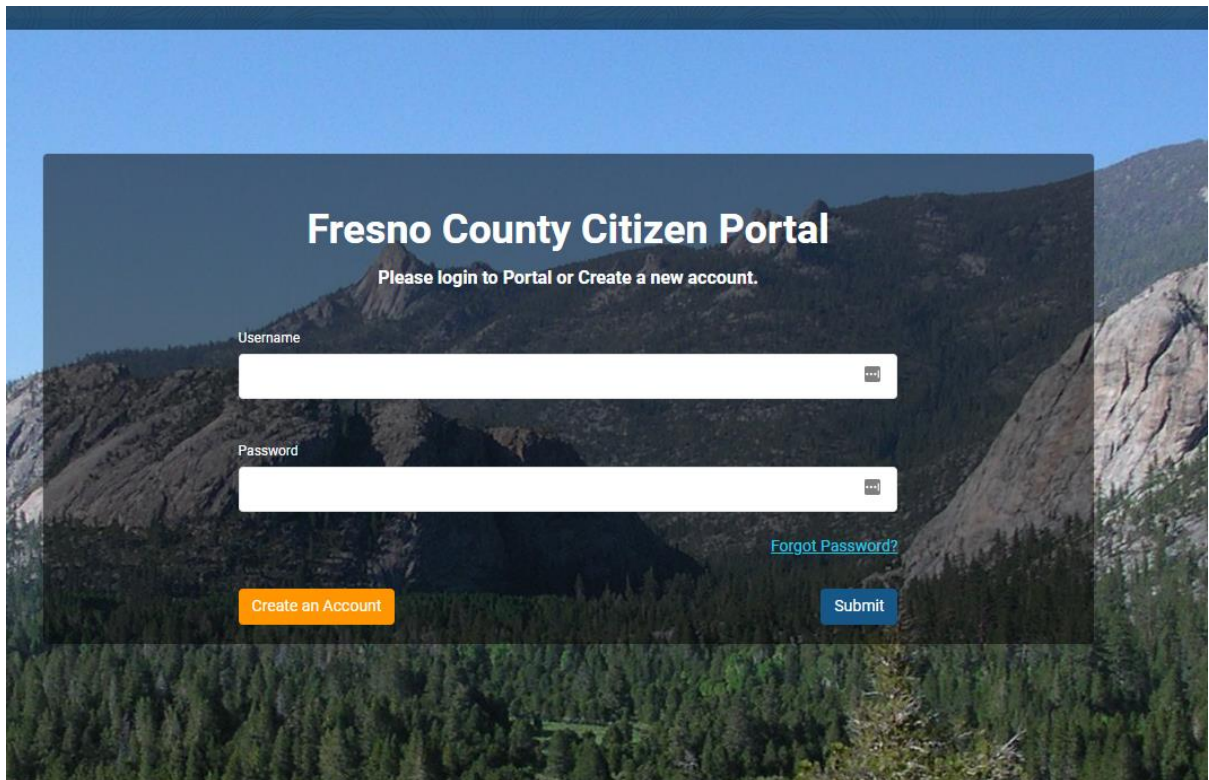
Your password has been successfully Set. Please login with your new password.

[OK](#)

# FRESNO COUNTY CITIZEN PORTAL

## Create an Account

10. Now login with your Username (your email) and newly created password and click Submit



**Fresno County Citizen Portal**  
Please login to Portal or Create a new account.

Username

Password

[Forgot Password?](#)

[Create an Account](#) [Submit](#)