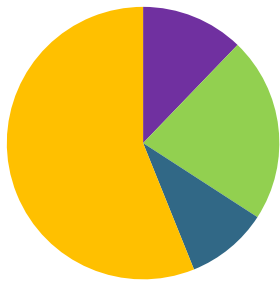


At-A-Glance:

A Summary of Congenital Syphilis in Fresno County (2019)



■ Extremely & Very Preterm
■ Preterm
■ Early Term
■ Full Term

Note: Extremely Preterm: <28 weeks;
 Very Preterm: 28-32 weeks; Preterm: 33-36 weeks;
 Early Term: 37-38 weeks; Full Term: ≥39

Figure 1. Congenital Syphilis Cases by Gestational Age at Birth (Fresno County, 2019). The highest amount of syphilis births in Fresno County happened at early term and full term; less than 15 congenital syphilis cases were born fewer than 37 weeks gestation.

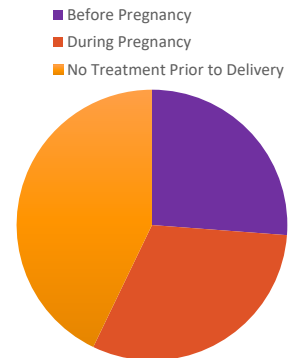
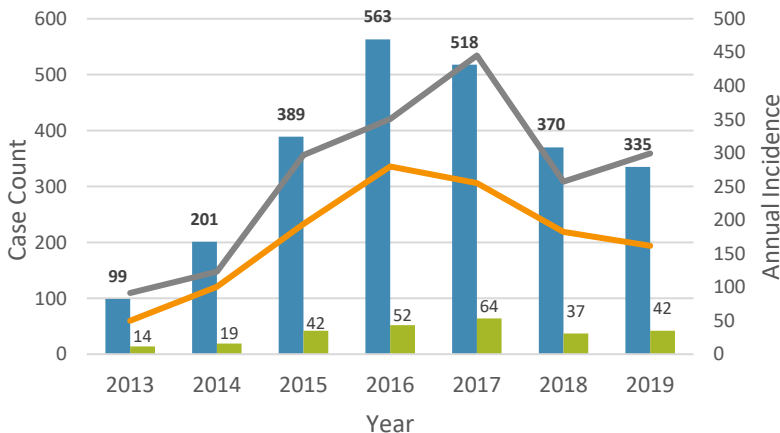


Figure 2. Point of treatment for mothers of babies diagnosed with Congenital Syphilis (Fresno County, 2019). 43% of infected mothers received no treatment for syphilis prior to delivery.

Figure 3. Fresno County's Syphilis Infection Incidence¹ for Women of Childbearing Age² and Congenital Syphilis incidence³ by Year (2013-2019). Both congenital syphilis & syphilis in women of childbearing age have seen an increase from 2013; both experiencing a decrease by 2018.



■ Syphilis in Women of Childbearing Age (15-44yo) ■ Congenital Syphilis Cases
— Incidence Syphilis in Women (15-44yo) — Incidence Congenital Syphilis Cases

Note: The congenital syphilis case count includes syphilitic stillbirths.
¹ Incidence is calculated per 100,000 women of childbearing age (CBA)
² According to the CDC, CBA is 15 to 44 years of age
³ Incidence is calculated per 100,000 live births

Figure 4. Congenital Syphilis by Mothers Age at Delivery (2013-2019). All infants born with CS in Fresno County, were born to women of childbearing age, with the largest proportion being born to women 25-29 years.

Note: Some age ranges have been censored due to low case counts.

Table 1. Fresno County's Congenital Syphilis Infection Aggregated Incidence by Mother's Race (2013-2019). In Fresno County, Hispanics have the highest case count; however, Blacks/African Americans have the highest incidence.

Race/Ethnicity:	Incidence ¹ (N) ²
	Congenital Syphilis
American Indian/ Alaska Native	--
Asian/Pacific Islander	--
Black/African American	533.0 (29)
Hispanic ³	249.7 (160)
White	344.4 (70)

Note: Rates were calculated using Vital Statistics data for Fresno County. Some data was suppressed due to low case count.

¹ Incidence is calculated per 100,000 live births of self-identified race/ethnicity

² N represents the total cases in that category

³ Hispanic or Latino may include people from any race (i.e. American Indian/Alaskan Native, Asian/Pacific Islander, Black, White, and Multi-Racial)

Age

■ 15-19
■ 20-24
■ 25-29
■ 30-34
■ 35-39

