

At a Glance:

A Summary of Deaths in FRESNO County (2019)

Points of Interest:

Figure 1 displays the proportions of death in Fresno County by race/ethnicity in 2019. According to the Census Bureau at www.census.gov/quickfacts/fresnocounty-california, Fresno County's population by race/ethnicity in 2019 are: 53.8% Hispanic, 28.6% White, 11.1% Asian, 5.8% Black, 0.3% Native Hawaiian and other Pacific Islander, and 3.2% other."

Figure 2 displays the total number of deaths each year since 2010 in the County of Fresno. Although Fresno County's overall population has increased from 930,507 in 2010 to 999,101 in 2019 -- an increase in population of 7.4% -- the total death among residents increased 17.9% during the same period (<https://www.census.gov/quickfacts/fact/table/fresnocounty-california/PST120219>, accessed 28 December 2020).

Figure 3 displays the leading causes of death from 2015-2019.

Figure 1. Deaths among Fresno County residents, 2019

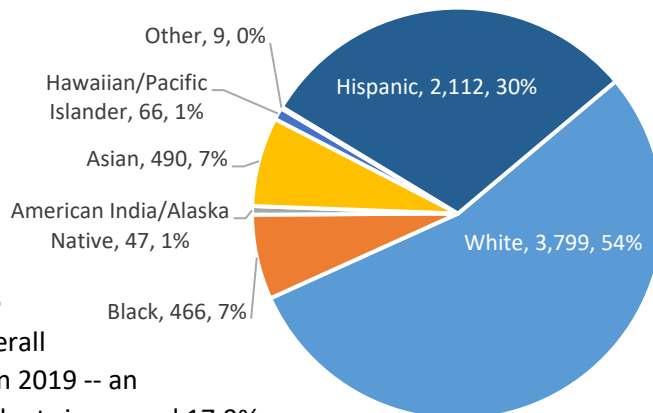


Figure 2. Deaths by year, 2010-2019

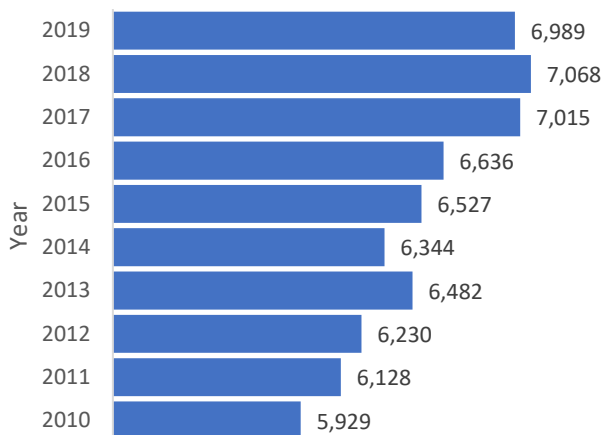


Figure 3. Leading Causes of Death, 2015-2019

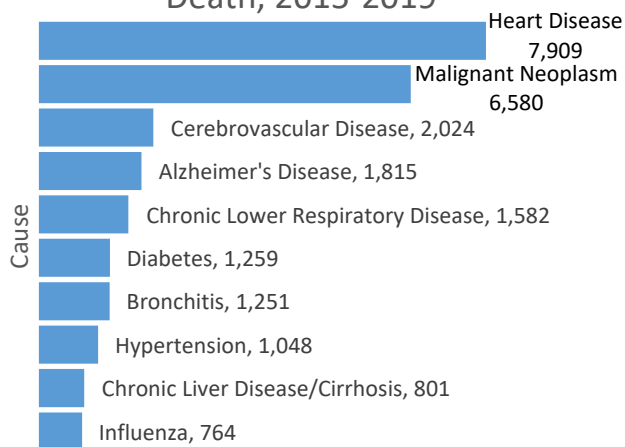


Table 1. Deaths by race/ethnicity among Fresno County residents, 2015-2019

Year	White	Black	AIAN ¹	Asian	HwPI ²	Other	Hispanic	Total
2015	3,724	406	51	459	49	10	1,828	6,527
2016	3,774	424	45	469	56	7	1,861	6,636
2017	3,935	437	43	478	68	7	2,047	7,015
2018	3,903	411	62	534	65	6	2,087	7,068
2019	3,799	466	47	490	66	9	2,112	6,989

¹ American Indian/Alaska Native; ²Hawaiian/Pacific Islander

