

At a Glance:

A Summary of Deaths in Fresno County (2021)

Points of Interest:

Figure 1 displays the proportions of deaths in Fresno County by race/ethnicity in 2021. According to the Census Bureau at www.census.gov/quickfacts/fresnocounty-california, Fresno County's population by race/ethnicity in 2021 are: White, 27.2%; Black, 5.9%; Native Hawaiian and Other Pacific Islander, 0.3%; Asian, 11.6%; Other, 3.3%; and Hispanic, 54.7%.

Figure 2 displays the total number of deaths each year since 2010 in the County of Fresno. While Fresno County's overall population has increased from 930,507 in 2010 to 1,013,581 in 2021 -- an increase in population of 8.9% -- the total deaths among residents has increased 57% during the same period ([U.S. Census Bureau QuickFacts: Fresno County, California](https://www.census.gov/quickfacts/fresnocounty-california), accessed 10 November 2022). The pronounced increase in deaths was due largely to the COVID-19 pandemic.

Figure 3 displays the leading causes of death in 2021.

Figure 1. Deaths among Fresno County Residents, 2021

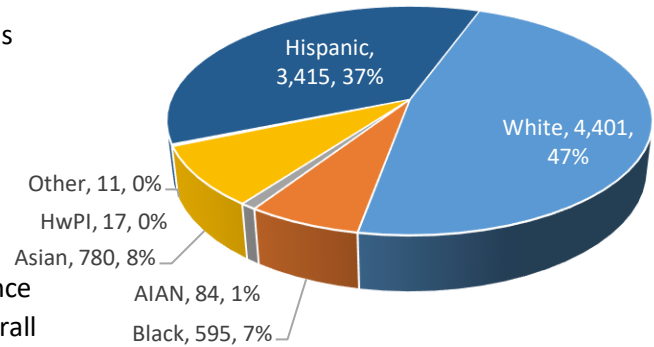


Figure 2. Deaths by Year

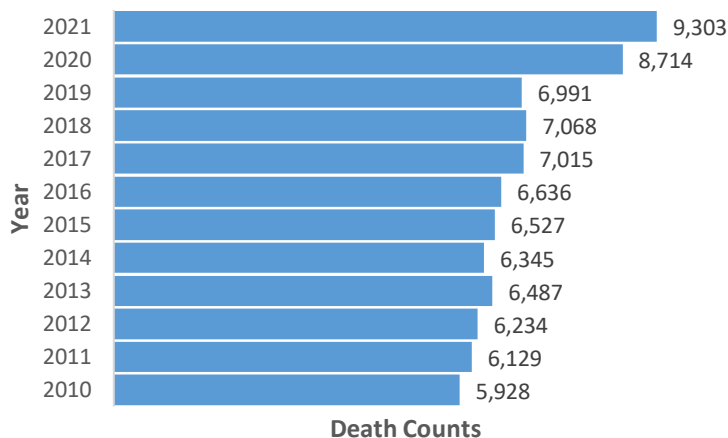


Figure 3. Leading Causes of Death, 2021

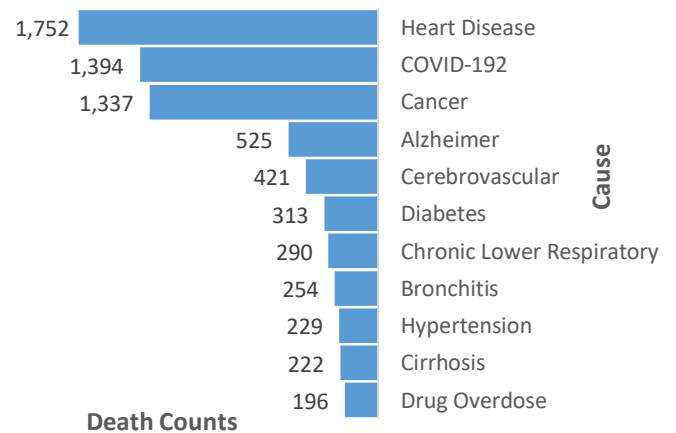


Table 1. Deaths by race/ethnicity among Fresno County residents, 2017-2021

Year	White	Black	AIAN ¹	Asian	HwPI ²	Other	Hispanic	Total
2017	3,935	437	43	535	11	7	2,047	7,015
2018	3,903	411	62	590	9	6	2,087	7,068
2019	3,800	466	47	548	9	9	2,112	6,991
2020	4,338	539	88	742	8	12	2,987	8,714
2021	4,401	595	84	780	17	11	3,415	9,303

¹ American Indian/Alaska Native; ²Hawaiian/Pacific Islander

Data Source: State of California, California Department of Public Health, Cal-IVRS California Comprehensive Death File, 2010-2021, Accessed 21 September 2022

