

At a Glance:

A Summary of Deaths in Fresno County (2024)

Points of Interest:

Figure 1 displays the proportions of deaths in Fresno County by race/ethnicity in 2024. According to the Census Bureau at www.census.gov/quickfacts/fresnocounty-california, Fresno County's population by race/ethnicity in 2023* were: White, 26.4%; Black, 6.0%; American Indian/Alaska Native, 3.2%; Asian, 12.2%; Native Hawaiian and Other Pacific Islander, 0.3%; Other, 3.5%; and Hispanic, 54.9%.

*2024 Population not available at time published

Figure 2 displays the total number of deaths each year since 2014 in the County of Fresno. While Fresno County's overall population has increased from 930,450 in 2010 to 1,017,162 in 2023 -- an increase in population of 9.3% -- the total deaths among residents has increased 31.0% during the same period ([U.S. Census Bureau QuickFacts: Fresno County, California](https://www.census.gov/quickfacts/fresnocounty-california), accessed 26 February 2025).

Figure 1. Deaths among Fresno County residents, 2024

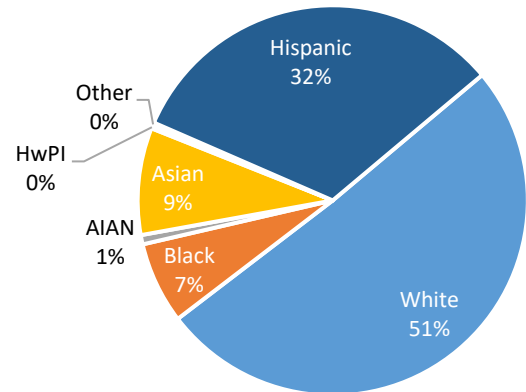


Figure 2. Deaths by year, 2014-2024

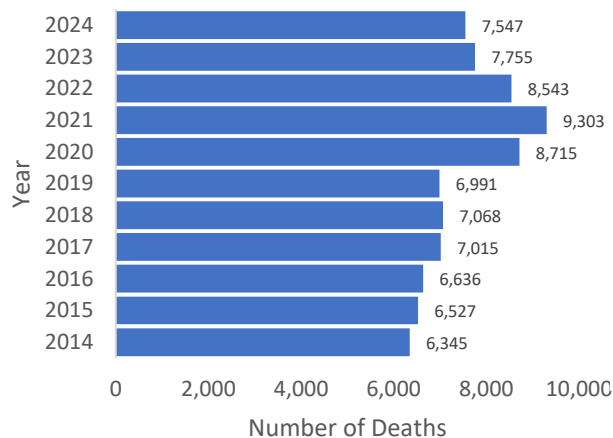


Figure 3. Leading Causes of Death, 2023

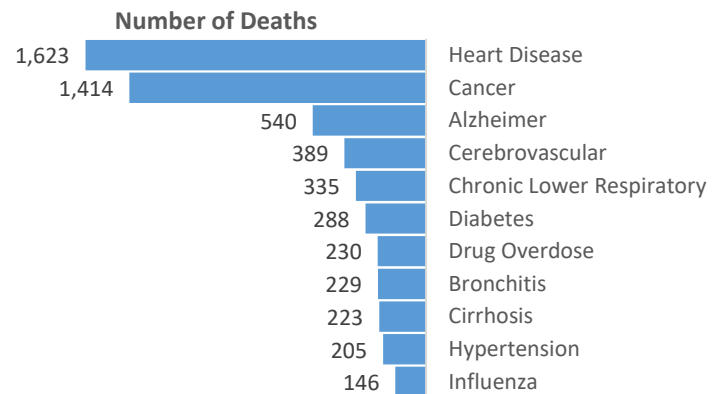


Table 1. Deaths by race/ethnicity among Fresno County residents, 2019-2024

Year	White	Black	AIAN ¹	Asian	HwPI ²	Other	Hispanic	Total
2019	3,800	466	47	548	9	9	2,112	6,991
2020	4,338	539	88	742	8	11	2,989	8,715
2021	4,401	595	84	780	17	11	3,415	9,303
2022	4,431	543	70	709	16	15	2,759	8,543
2024	4,052	460	60	611	14	12	2,546	7,755

¹ American Indian/Alaska Native; ² Hawaiian/Pacific Islander

Data Source: State of California, California Department of Public Health, Cal-IVRS
California Comprehensive Death File, Accessed 20 February 2025

