

At a Glance:

A Summary of Deaths in Fresno County (2022)

Points of Interest:

Figure 1 displays the proportions of deaths in Fresno County by race/ethnicity in 2022. According to the Census Bureau at www.census.gov/quickfacts/fresnocounty-california, Fresno County's population by race/ethnicity in 2022 were: White, 26.7%; Black, 5.9%; Native Hawaiian and Other Pacific Islander, 0.3%; Asian, 11.9%; Other, 3.4%; and Hispanic, 55.0%.

Figure 2 displays the total number of deaths each year since 2012 in the County of Fresno. Although Fresno County's overall population has increased from 930,450 in 2010 to 1,015,190 in 2022 -- an increase in population of 9.1% -- the total deaths among residents increased 44% during the same period ([U.S. Census Bureau QuickFacts: Fresno County, California](https://www.census.gov/quickfacts/fresnocounty-california), accessed 27 February 2024).

Figure 3 displays the leading causes of death in 2021.

Figure 1. Deaths among Fresno County Residents, 2022

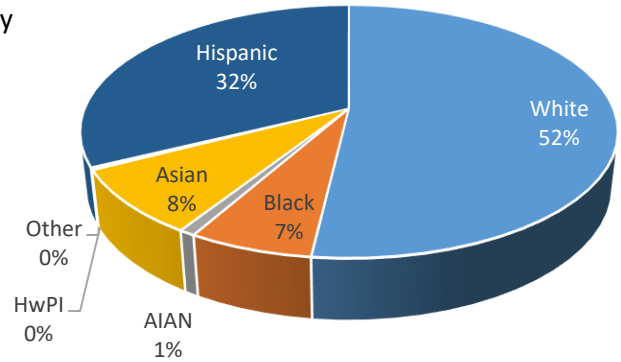


Figure 2. Deaths by Year

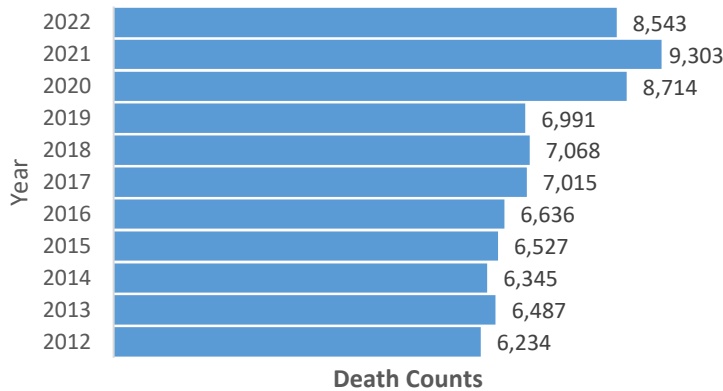


Figure 3. Leading Causes of Death, 2021

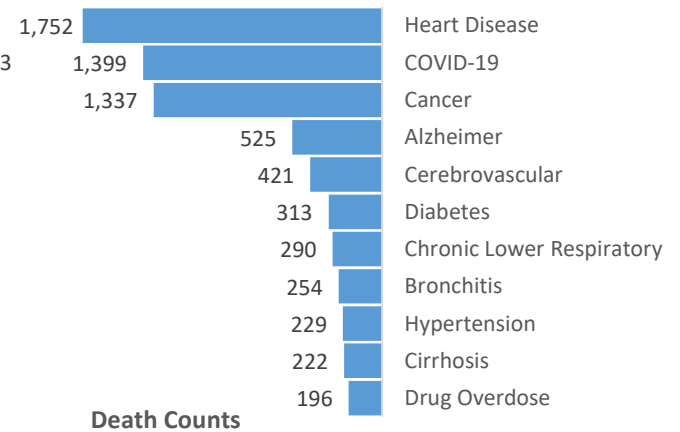


Table 1. Deaths by race/ethnicity among Fresno County residents, 2018-2022

Year	White	Black	AIAN ¹	Asian	HwPI ²	Other	Hispanic	Total
2018	3,903	411	62	590	9	6	2,087	7,068
2019	3,800	466	47	548	9	9	2,112	6,991
2020	4,338	539	88	742	8	11	2,989	8,715
2021	4,401	595	84	780	17	11	3,415	9,303
2022	4,431	543	70	709	16	15	2,759	8,543

¹ American Indian/Alaska Native; ²Hawaiian/Pacific Islander

Data Source: State of California, California Department of Public Health, Cal-IVRS California Comprehensive Death File, Accessed 27 February 2024

