

COVID-19

Additional Epidemiology Surveillance Update

Fresno County, CA

Page 1 of 6

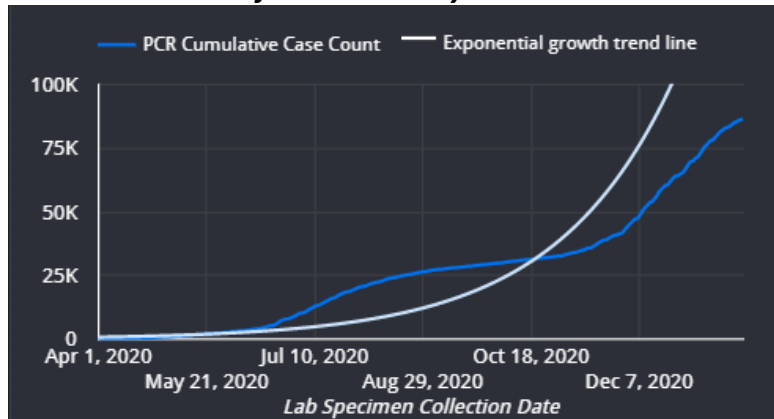
-All reported numbers are preliminary and subject to change based on further investigation-

Data below represents COVID-19 cases with a confirmed status in CalREDIE. Confirmed cases only include lab reported PCR positives that have been reviewed by the FCDPH staff. Confirmed cases do not include cases diagnosed using Antigen testing. Please note that due to not all persons with the disease being tested (or tested using PCR) and unavoidable delays in the processing of positive labs, the below counts under-represent the true burden of the disease in our community.

Total Registered Confirmed Deaths Associated with COVID-19
1137

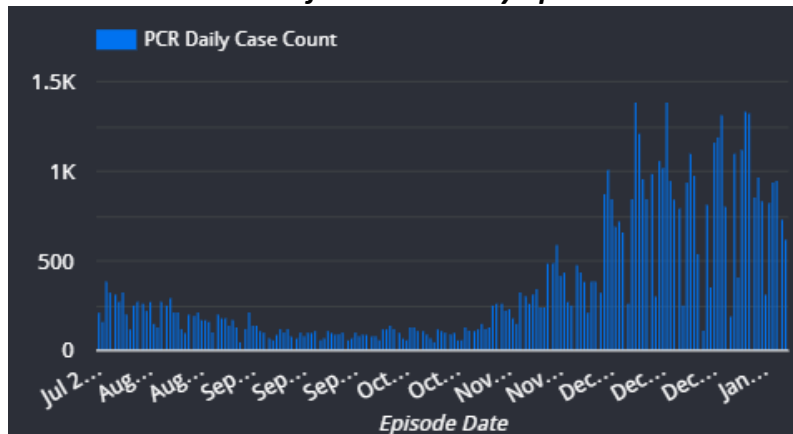
*Please note the above death count is based upon Vital Statistics Data and is the most up-to-date death count available. This count will only include registered deaths in cases with a confirmed positive PCR test.

Processed Confirmed Cases by Lab Collection Date



Lab Collection Date: Date the specimen for the PCR test was collected, only includes those cases with a positive result. Due to processing delays recent dates will be under-reported. Exponential Growth Trend: Further information on this at [Exponential-growth-what-it-is](#)

Processed Confirmed Cases by Episode Date

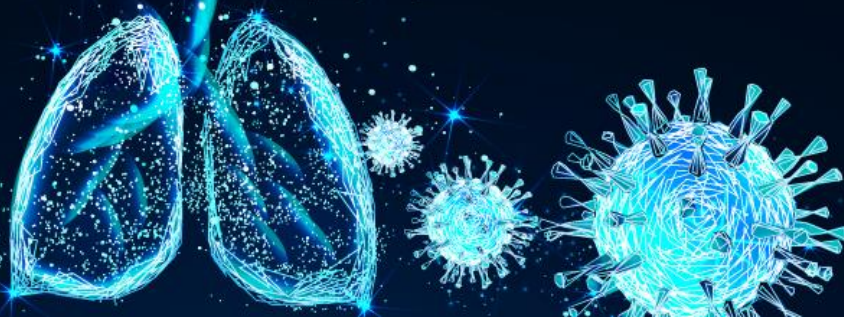


Episode Date: Episode date is the earliest of the following dates: symptom onset date, diagnosis date, specimen collection date, test result date, date received, and date of death. It serves as the best approximation of the date of infection. However, due to delays in seeing a doctor from symptom onset, testing turn around time, test reporting, test processing, etc. episode date will always under-estimate the most recent burden of the disease. The decrease in the most recent days is most likely an artificial decrease and not a true representation of disease burden.



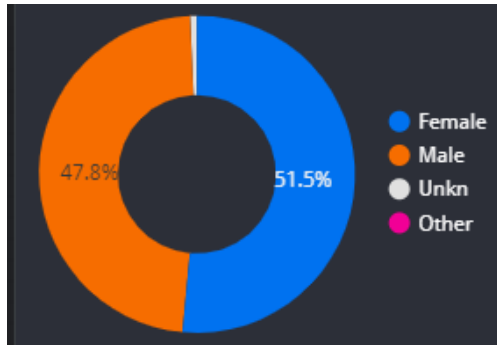
COVID-19

Additional Epidemiology
Surveillance Update
Fresno County, CA

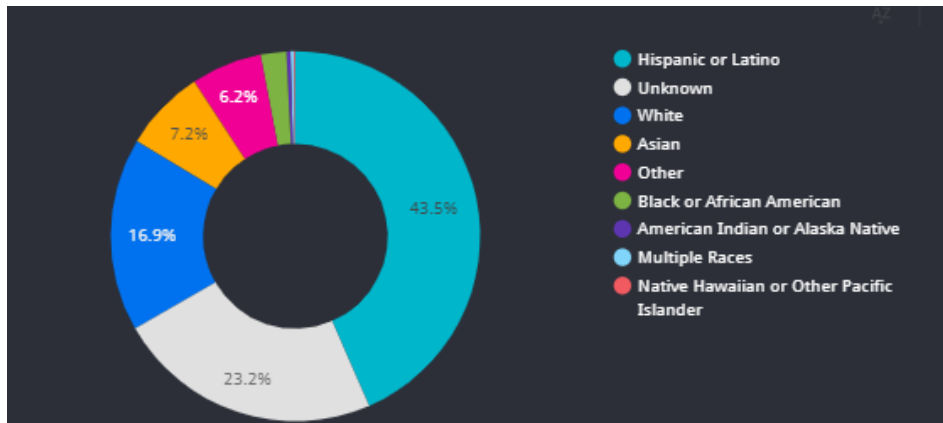


COVID-19 Demographic Trends

Processed Confirmed Cases by Sex

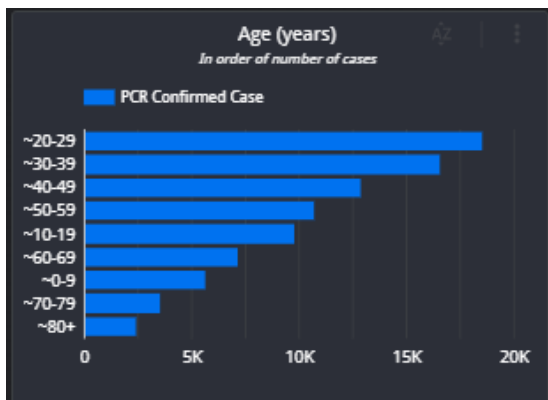


Processed Confirmed Cases by Race/Ethnicity



Race/Ethnicity: Hispanic or Latino may include cases from any race. Other races included non-Hispanic cases or cases with unknown ethnicity.

Processed Confirmed Cases by Age



Median Age
35.0



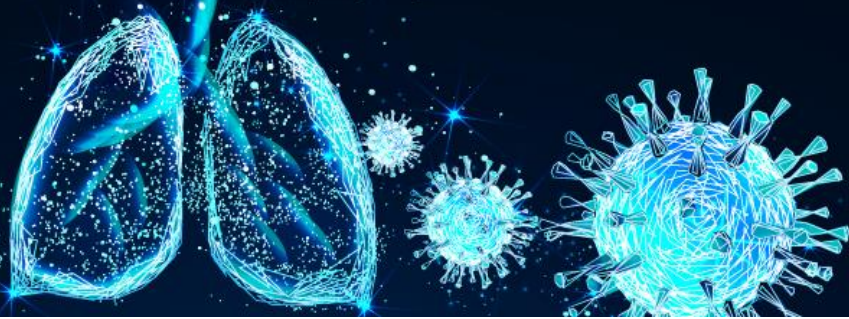
COVID-19

Additional Epidemiology
Surveillance Update
Fresno County, CA

COVID-19 Spatial Trends

Community (over 100 cases)	PCR Confirmed Positive Cases ▾
Fresno	50,515
Clovis	6,993
Sanger	3,930
Selma	3,891
Coalinga	3,451
Reedley	3,075
Parlier	2,277
Kerman	2,223
Mendota	1,629
Orange Cove	1,357
Kingsburg	1,134
Firebaugh	912
Fowler	863
Huron	787
Riverdale	619
Caruthers	563
San Joaquin	422
Del Rey	284
Laton	282
Biola	139





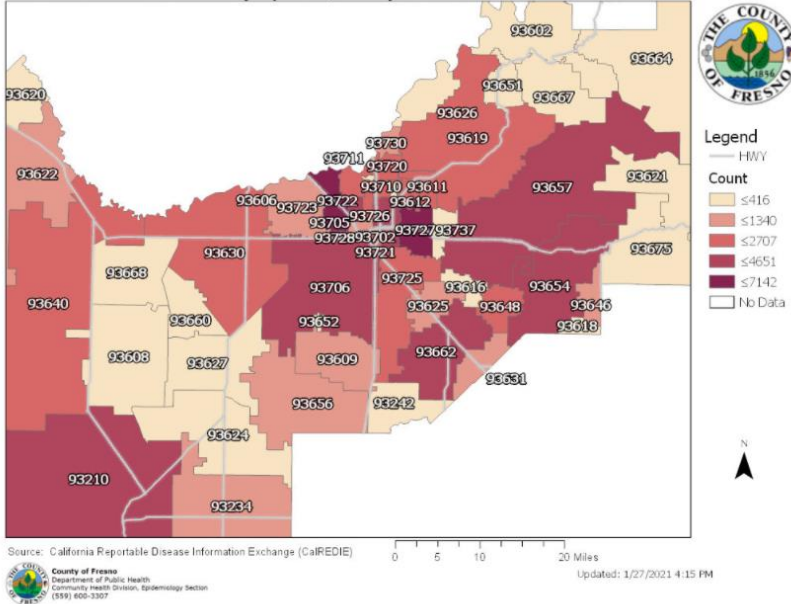
COVID-19

Additional Epidemiology Surveillance Update

Fresno County, CA

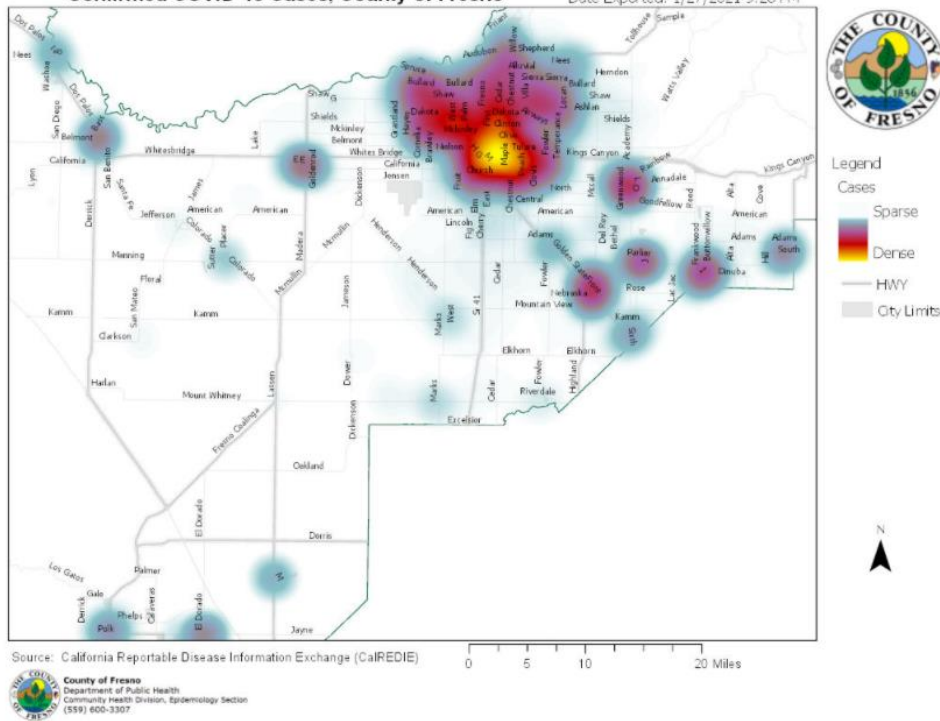
Page 4 of 6

Confirmed COVID-19 Cases by Zip Code, County of Fresno



Confirmed COVID-19 Cases, County of Fresno

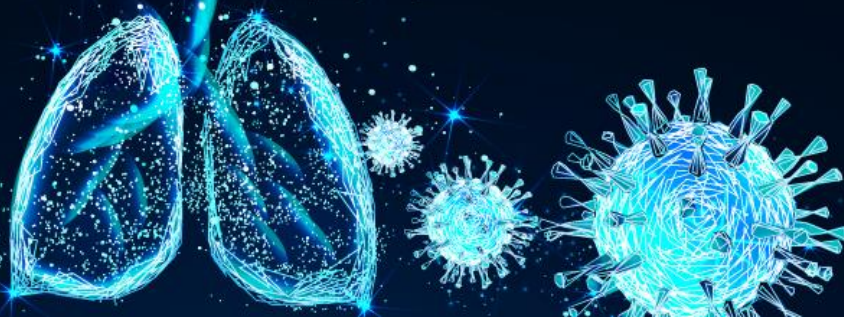
Date Exported: 1/27/2021 9:28 PM



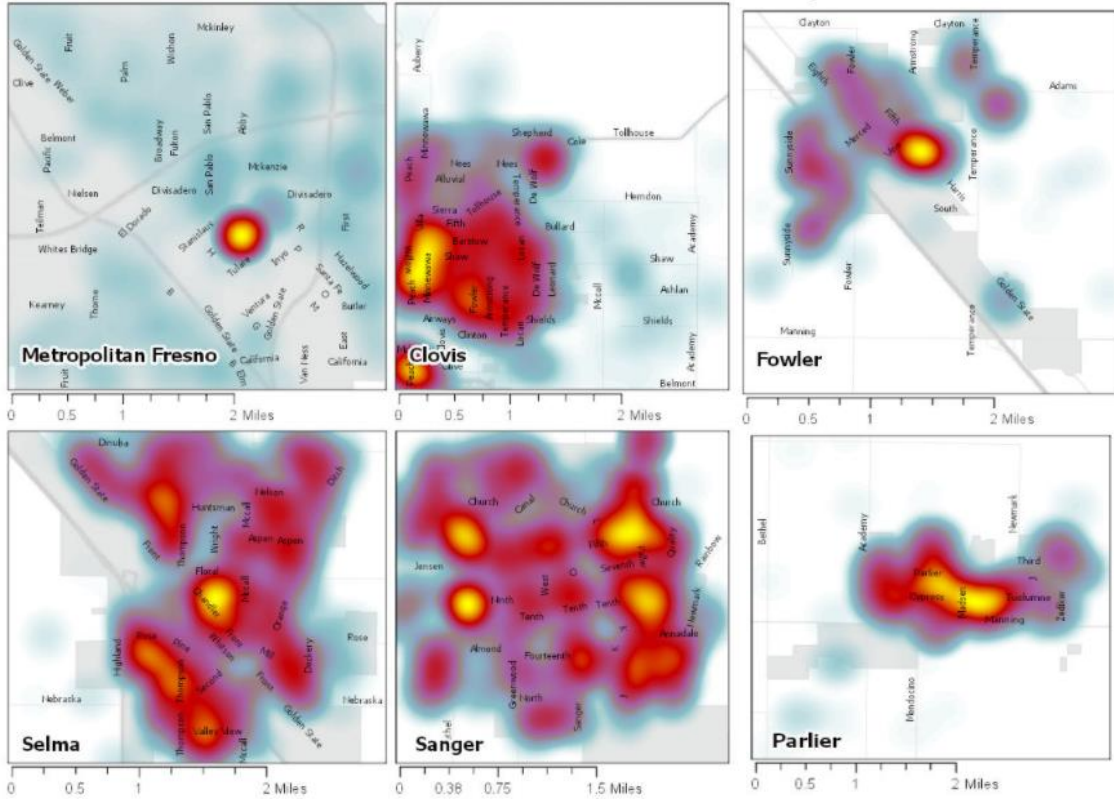
COVID-19

Additional Epidemiology Surveillance Update

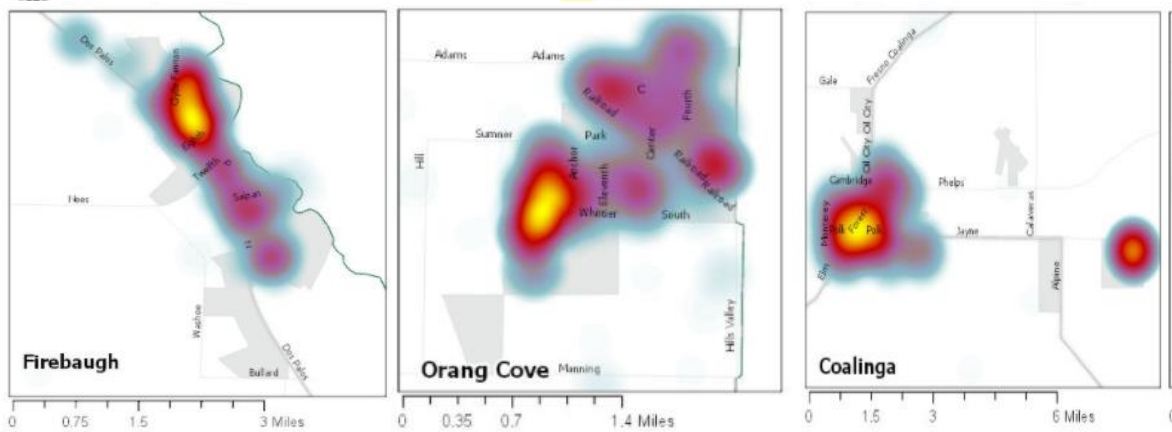
Fresno County, CA

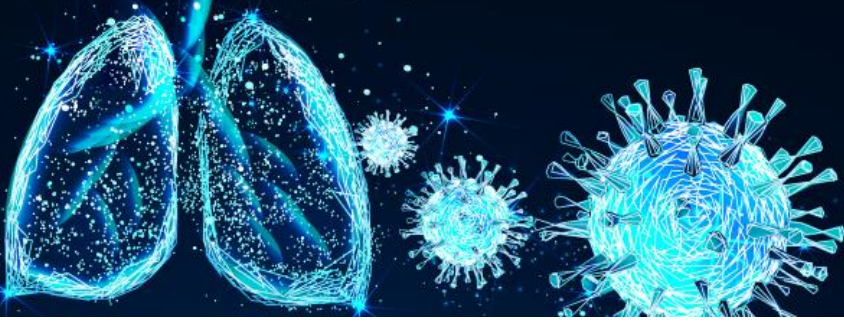


Page 5 of 6



Source: California Reportable Disease Information Exchange (CalREDIE)
 Date Exported: 1/27/2021 9:30 PM



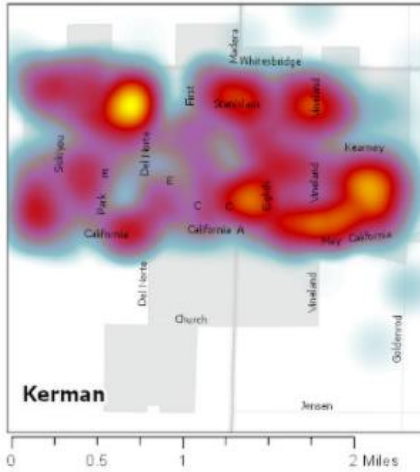


COVID-19

Additional Epidemiology Surveillance Update

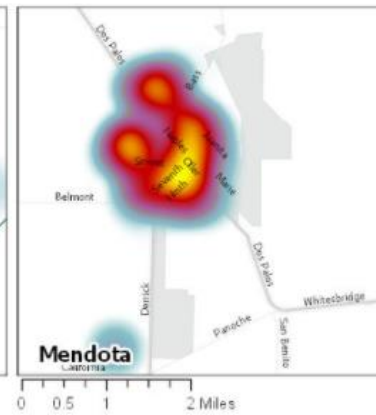
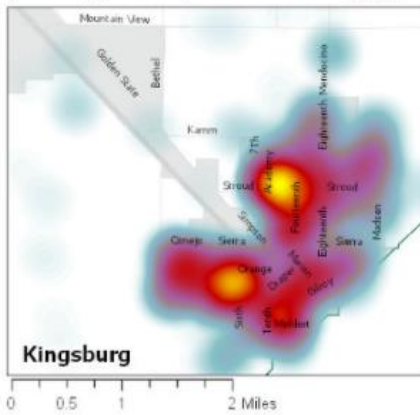
Fresno County, CA

Page 6 of 6

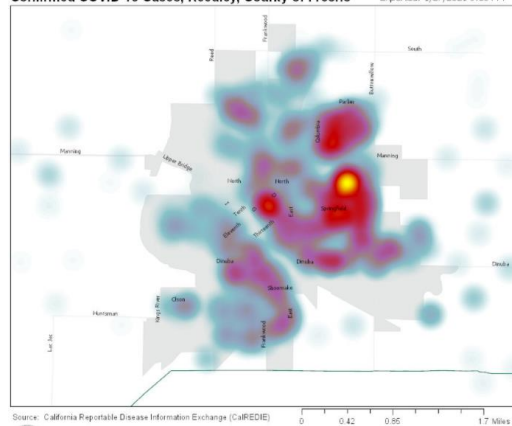


Legend
Cases
Sparse
Dense
HWY
City Limits

Date Exported: 1/27/2021 9:45 PM



Confirmed COVID-19 Cases, Reedley, County of Fresno Exported: 1/27/2021 9:35 PM



Source: California Reportable Disease Information Exchange (CalREDIE)

