

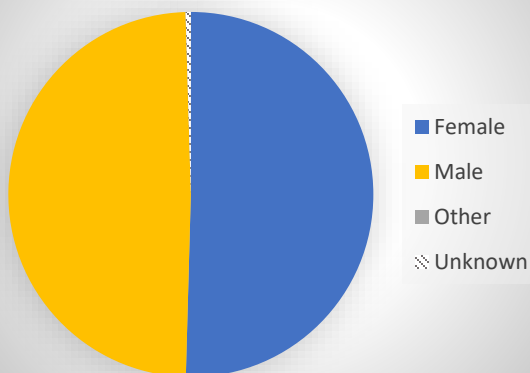
# COVID-19

## Additional Epidemiology Surveillance Update Fresno County, CA

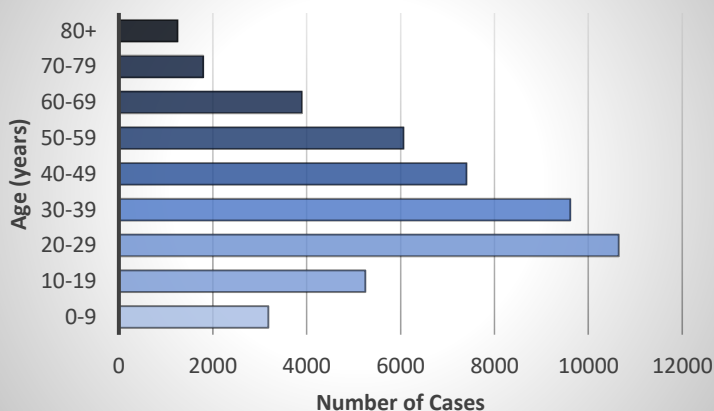
**-All reported numbers are preliminary and subject to change based on further investigation-**

Data below represents COVID-19 cases with a confirmed status in CalREDIE. Confirmed cases only include lab reported PCR positives and not cases diagnosed using Antigen testing. The total case counts and new cases per day on the main dashboard represent all provider or lab reported positives; some of these will include suspected cases reported by provider report that are in the process of being confirmed by lab report. Due to this the counts reflected in the figures below may be less than the total number reported.

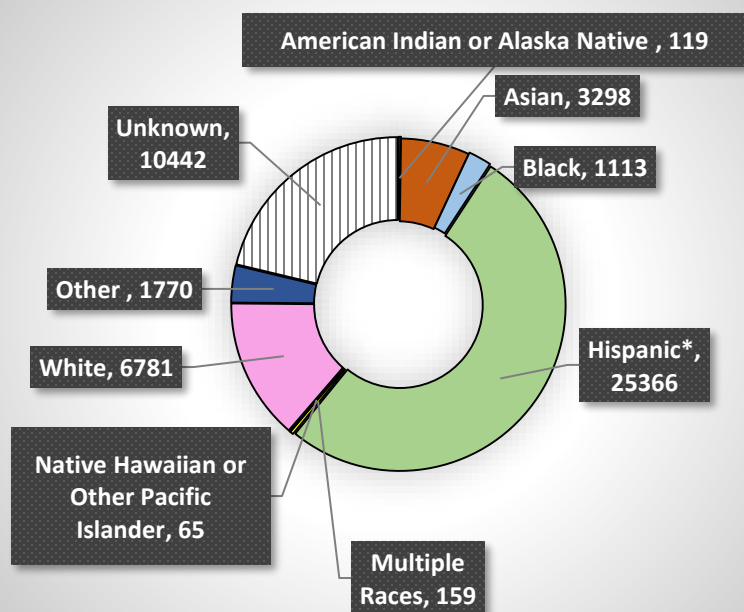
### Gender



### Age

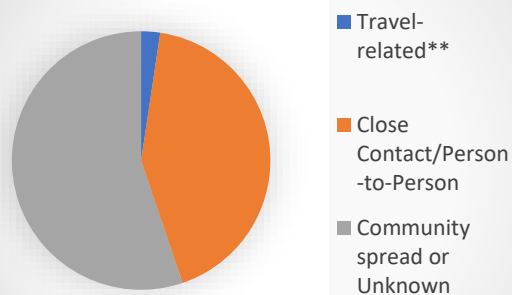


### Race/Ethnicity



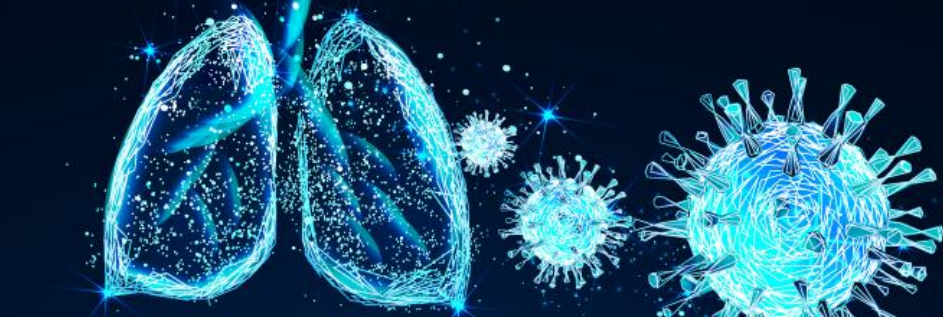
\*Hispanic or Latino may include cases from any race.

### Most Likely Transmission Route\*



\*Excludes cases still under-investigation \*\*Case traveled outside of Fresno County during likely period of transmission and had no known close contact within Fresno County





# COVID-19

## Additional Epidemiology Surveillance Update

Fresno County, CA

*Confirmed PCR Cases by Community*

