

COVID-19

Epidemiology Surveillance Update

Fresno County, CA

-All reported numbers are preliminary and subject to change based on further investigation-

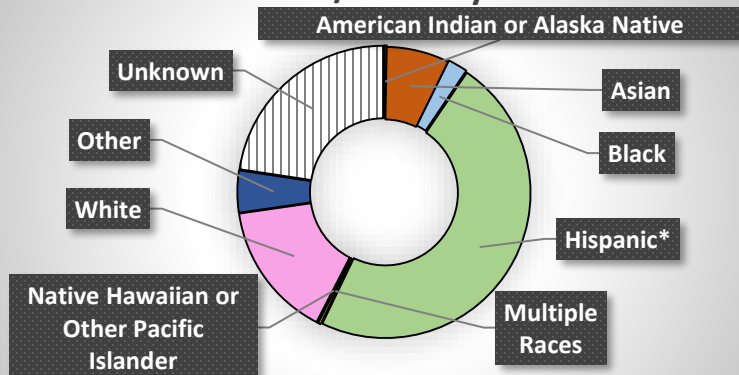
Data below represents COVID-19 cases with a confirmed status in CalREDIE. Confirmed cases only include lab reported PCR positives and not cases diagnosed using Antigen testing. The total case counts and new cases per day on the main dashboard represent all provider or lab reported PCR positives; some of these will include suspected cases that are in the process of being confirmed by lab report. Due to this the counts reflected in the figures below may be less than the total number reported.

Total Registered Confirmed Deaths Associated with COVID-19

802

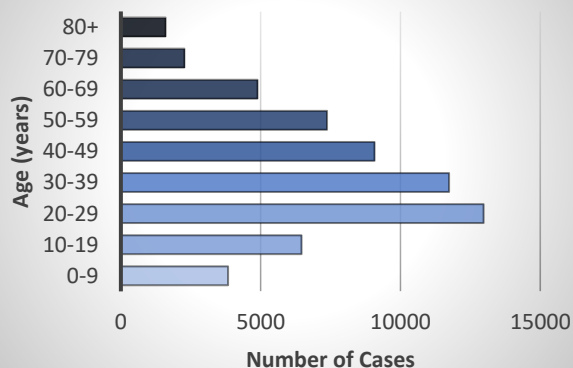
*Please note that on 1-8-2021 the death count in this report is the most up-to-date death count available.
This count may differ from the State figure embedded on the main Dashboard due to delays in updates of that figure.

Race/Ethnicity



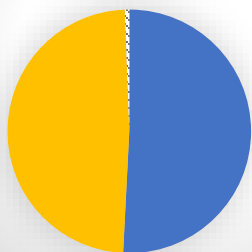
*Hispanic or Latino may include cases from any race.

Age



Gender

Female
Male
Other
Unknown



PCR Confirmed Positive COVID-19 Cases

Communities over 100 cases.

DEL REY	201
LATON	202
SAN JOAQUIN	267
CARUTHERS	405
RIVERDALE	421
HURON	579
FOWLER	591
FIREBAUGH	617
KINGSBURG	798
ORANGE COVE	997
MENDOTA	1344
KERMAN	1631
PARLIER	1742
REEDLEY	2232
SELMA	2641
COALINGA	2709
SANGER	2741
CLOVIS	4696
FRESNO	33902

Community based on residential city provided in CalREDIE- No case exclusions at this time. These numbers under-represent the true disease burden due to undiagnosed or non-confirmed illnesses, as well as reporting and processing delays.

