

COVID-19

Epidemiology Surveillance Update

Fresno County, CA

-All reported numbers are preliminary and subject to change based on further investigation-

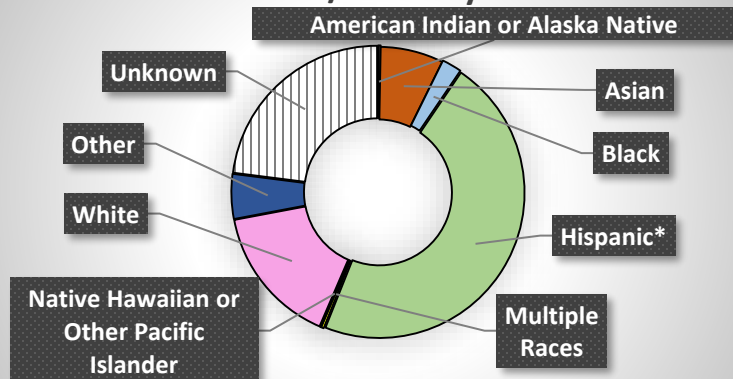
Data below represents COVID-19 cases with a confirmed status in CalREDIE. Confirmed cases only include lab reported PCR positives and not cases diagnosed using Antigen testing. The total case counts and new cases per day on the main dashboard represent all provider or lab reported PCR positives; some of these will include suspected cases that are in the process of being confirmed by lab report. Due to this the counts reflected in the figures below may be less than the total number reported.

Total Registered Confirmed Deaths Associated with COVID-19

846

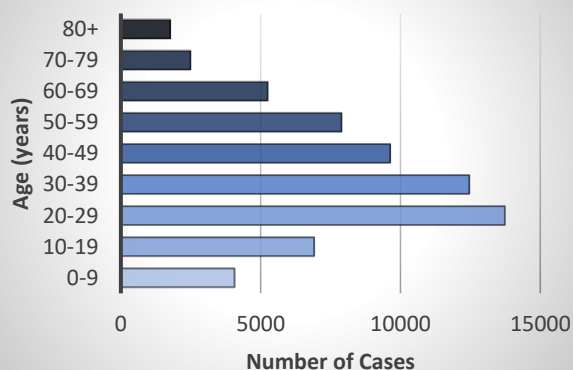
*Please note that on 1-8-2021 the death count in this report is the most up-to-date death count available. This count will only include registered deaths in cases with a confirmed positive PCR test.

Race/Ethnicity



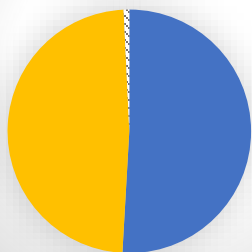
*Hispanic or Latino may include cases from any race.

Age



Gender

Female
Male
Other
Unknown



PCR Confirmed Positive COVID-19 Cases

Communities over 100 cases.

| | |
|-------------|-------|
| LATON | 208 |
| DEL REY | 209 |
| SAN JOAQUIN | 288 |
| CARUTHERS | 424 |
| RIVERDALE | 442 |
| HURON | 605 |
| FOWLER | 632 |
| FIREBAUGH | 652 |
| KINGSBURG | 842 |
| ORANGE COVE | 1032 |
| MENDOTA | 1371 |
| KERMAN | 1709 |
| PARLIER | 1818 |
| REEDLEY | 2345 |
| SELMA | 2780 |
| COALINGA | 2838 |
| SANGER | 2891 |
| CLOVIS | 5053 |
| FRESNO | 36476 |

Community based on residential city provided in CalREDIE- No case exclusions at this time. These numbers under-represent the true disease burden due to undiagnosed or non-confirmed illnesses, as well as reporting and processing delays.

