



# COVID-19 Epidemiology Surveillance Update Fresno County, CA

Updated 1-22-21

**-All reported numbers are preliminary and subject to change based on further investigation-**

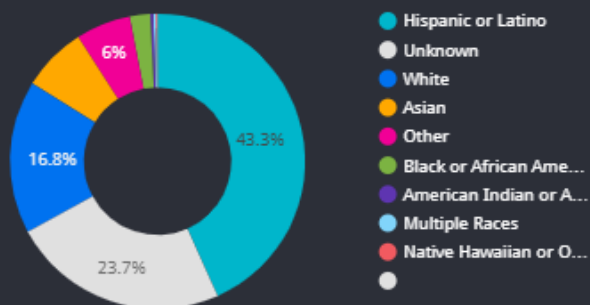
Data below represents COVID-19 cases with a confirmed status in CalREDIE. Confirmed cases only include lab reported PCR positives and not cases diagnosed using Antigen testing. The total case counts and new cases per day on the main dashboard represent all provider or lab reported PCR positives; some of these will include suspected cases that are in the process of being confirmed by lab report. Due to this the counts reflected in the figures below may be less than the total number reported.

## Total Registered Confirmed Deaths Associated with COVID-19

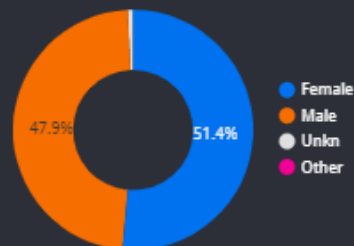
1043

\*Please note the above death count is based upon Vital Statistics Data and is the most up-to-date death count available.  
This count will only include registered deaths in cases with a confirmed positive PCR test.

### Race/Ethnicity

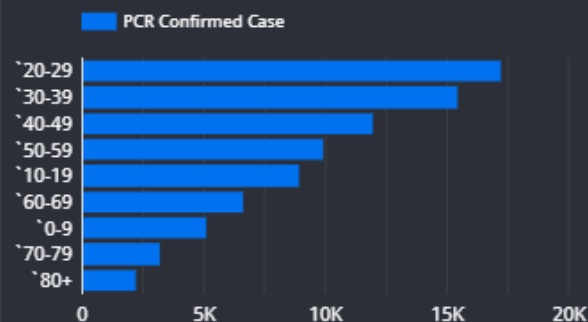


### Sex



### Age (years)

In order of number of cases



Community (over 100 cases)	PCR Confirmed Positive Cases
Fresno	46,532
Clovis	6,528
Sanger	3,657
Selma	3,544
Coalinga	3,315
Reedley	2,872
Parlier	2,121
Kerman	2,059
Mendota	1,554
Orange Cove	1,250
Kingsburg	1,064
Firebaugh	818
Fowler	811
Huron	744
Riverdale	569
Caruthers	522
San Joaquin	350
Laton	267
Del Rey	264
Biola	126