



COVID-19 Epidemiology Surveillance Update Fresno County, CA

Updated 2-5-21

-All reported numbers are preliminary and subject to change based on further investigation-

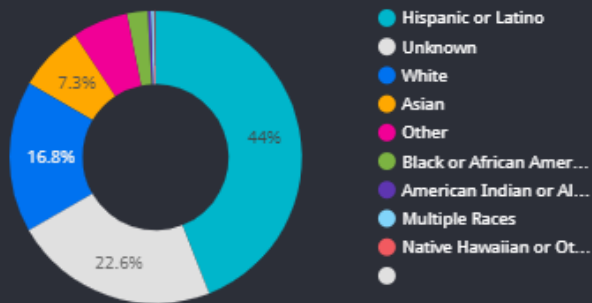
Data below represents COVID-19 cases with a confirmed status in CalREDIE. Confirmed cases only include lab reported PCR positives and not cases diagnosed using Antigen testing. The total case counts and new cases per day on the main dashboard represent all provider or lab reported PCR positives; some of these will include suspected cases that are in the process of being confirmed by lab report. Due to this the counts reflected in the figures below may be less than the total number reported.

Total Registered Confirmed Deaths Associated with COVID-19

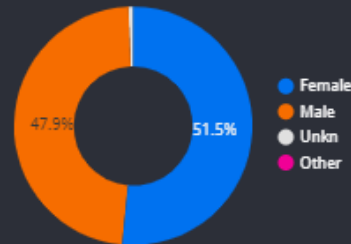
1224

*Please note the above death count is based upon Vital Statistics Data and is the most up-to-date death count available.
This count will only include registered deaths in cases with a confirmed positive PCR test.

Race/Ethnicity

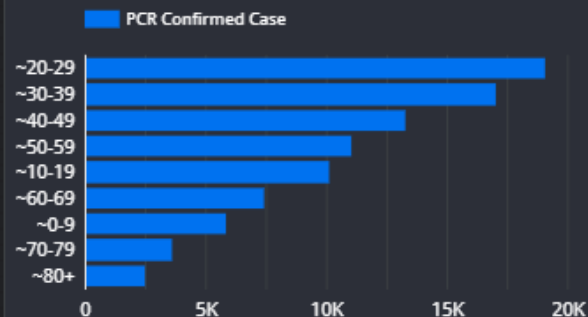


Sex



Age (years)

In order of number of cases



Community (over 100 cases)	PCR Confirmed Positive Cases
Fresno	52,120
Clovis	7,189
Sanger	4,041
Selma	4,004
Coalinga	3,546
Reedley	3,184
Parlier	2,330
Kerman	2,297
Mendota	1,678
Orange Cove	1,408
Kingsburg	1,186
Firebaugh	942
Fowler	894
Huron	822
Riverdale	644
Caruthers	592
San Joaquin	437
Laton	293
Del Rey	289
Biola	143