

Documents Required To Be Maintained By Employers, For Employees Who Handle Pesticides



DEPARTMENT OF AGRICULTURE
and
WEIGHTS AND MEASURES

1730 S. Maple Avenue/ Fresno, California 93702-4596/ (559)
600-7510 <http://www.co.fresno.ca.us/fresnoag>
fresnoag@fresnocountyca.gov

This packet contains the following information:

- Information Resources
- Time Frame to Keep Records
- Pro-Active Drift Prevention
- Written Program and Individual Handler Training Record English
- Written Program and Individual Handler Training Record Spanish
- Fieldworker Safety Training Record English
- Fieldworker Safety Training Record Spanish
- Application Specific Information examples (3 CCR sections 6723, 6723.1, 6761, and 6761.1)
- Medical Supervision Employee Pesticide Use-Organophosphate Carbamate
- Field Posting
- Respiratory Protection Summary Chart (Respiratory Protection program fillable example found here <https://www.cdpr.ca.gov/docs/whs/pdf/hs1513.pdf>)
- OSHA Respiratory Medical Clearance & Respirator Fit Testing Resources
- Compliance Bucket or Bag
- Commissioner's list

INFORMATION SOURCES PLACES TO GET TRAINING MATERIALS

- PSIS are available in English, Spanish, Hmong or Punjabi from the Department of Agriculture or
http://www.cdpr.ca.gov/docs/whs/worker_protection.htm
- Pesticide product labels and SDS are available from Pest Control Dealers
- EPA Publication, *Recognition and Management of Pesticide Poisonings (Publication # EPA- 540/9-88-001)* is available in Spanish or English from:

US EPA – Office of Pesticide Program
Field Operations Division
Communications Branch
(7506C-CB)
401 N Street S.W.
Washington D.C. 20460
(703) 305-5017

- California Food and Agriculture Code / California Code of Regulations
Department of Pesticide Regulation
http://cdpr.ca.gov/docs/legbills/laws_regulations.htm
http://www.cdpr.ca.gov/docs/whs/worker_protection.htm
- Generic Guidelines for Development of a Respiratory Protection Program in Accordance with Department of Pesticide Regulation Requirements <https://www.cdpr.ca.gov/docs/whs/pdf/hs1513.pdf>
- **FREE Heat Illness Prevention Resources**
<https://aghealth.ucdavis.edu/training/heat-illness>
or email: aghealth-request@ucdavis.edu

BE PRO-ACTIVE to Prevent Drift

- Leave buffer zones, never start airblast applications between the first and second row, unless using one directional fan.
- Adjust nozzles to the size of the crop.
- Utilize “flaggers” to warn the applicator when traffic is approaching
- Pause application to create an appropriate buffer
- Consider changing the timing of the application
- Proceed with **CAUTION**

Note: flagger must wear all the PPE that is required of an applicator by the label and/or regulations).

Pesticide Training
Employer's Written Handler Training Program
Ag Use

Pursuant to 3 CCR section 6724

(Name of Employer)

Name of Individual or Firm Providing Training:

Note: For employees using California restricted materials or pesticides in the commercial or research production of an agricultural plant commodity, the employer must ensure the trainer is one of the following at the time of training (trainer licenses or certificates must be valid):

- A California certified applicator (commercial or private) or Agricultural Pest Control Adviser
- A County Biologist License in Pesticide Regulation or Investigation and Environmental Monitoring
- A University of California Extension Advisor
- An individual who has completed an "instructor training" program
- A California Registered Professional Forester
- Other trainer qualification approved by DPR

Training Materials:

Name of videos, pamphlets, study guides, or other training materials, and a brief description

1 _____

2 _____

3 _____

4 _____

5 _____

(Attach additional pages if necessary)

Circle Pesticide Safety Information Series (PSIS) Leaflets Used:

A-1 A-2 A-3 A-4 A-5 A-6 A-7 A-8 A-9 A-10

Pesticide product labeling and Safety Data Sheets (SDSs) as noted below:

	Product Name	Labeling?	SDS?
1	_____	Yes / No	Yes / No
2	_____	Yes / No	Yes / No
3	_____	Yes / No	Yes / No
4	_____	Yes / No	Yes / No
5	_____	Yes / No	Yes / No
6	_____	Yes / No	Yes / No
7	_____	Yes / No	Yes / No
8	_____	Yes / No	Yes / No
9	_____	Yes / No	Yes / No
10	_____	Yes / No	Yes / No
11	_____	Yes / No	Yes / No

(Attach additional pages if necessary)

(Circle Yes or No)

Continued on next page

Pesticide Training
Employer's Written Handler Training Program

Ag-Use (continued)

Pursuant to 3 CCR section 6724

 (Name of Employer)

This WRITTEN PROGRAM went into effect on (date): _____

This WRITTEN PROGRAM was retired on (date): _____

- A copy of the training program must be maintained while in use and for two years after use at a central location at the workplace, and provided to the employee, Director or commissioner upon request.
- Employee training must be in a manner the employee can understand, at a location reasonably free from distraction, and be conducted pursuant to this written training program.
- Training shall be completed before the employee is allowed to handle pesticides, continually updated to cover any new pesticides that will be handled or training topics to be covered, and repeated at least annually thereafter.
- Trainers must be present throughout the entire presentation and must respond to employee questions.

The following topics are applicable to my employees handling pesticides and are covered in initial and annual training for each pesticide or chemically-similar group of pesticides handled:

Circle if applicable	Training Topic
Yes No	Format and meaning of information contained in pesticide product labeling applicable to the safe use of the pesticide, such as precautionary statements about human health hazards and labeling-required personal protective equipment (PPE)
Yes No	Applicator's responsibility to protect persons, animals, and property while applying pesticides; and not to apply pesticides in a manner that results in contact with persons not involved in the application process
Yes No	Need for, limitations, appropriate use, removal, and sanitation of any required PPE
Yes No	Safety requirements and procedures, including engineering controls (such as closed mixing systems and enclosed cabs) for handling, transporting, storing, disposing of pesticides, and spill clean-up
Yes No	Where and in what forms pesticides may be encountered, including treated surfaces, residues on clothing, PPE, application equipment, and drift
Yes No	Hazards of pesticides, including acute, chronic, and delayed effects, and sensitization effects, as identified in pesticide product labeling, Safety Data Sheets (SDSs), or Pesticide Safety Information Series (PSIS) leaflets
Yes No	Routes by which pesticides can enter the body
Yes No	Signs and symptoms of overexposure
Yes No	Routine decontamination procedures when handling pesticides, including that employees should: <ul style="list-style-type: none"> A. Wash hands before eating, drinking, using the toilet, chewing gum, or using tobacco; B. Thoroughly wash or shower with soap and water; C. Change into clean clothes as soon as possible; and D. Wash work clothes separately from other laundry before wearing them again.

Continued on next page

Pesticide Training
Employer’s Written Handler Training Program

Ag-Use (continued)

Pursuant to 3 CCR section 6724

(Name of Employer)	
Circle if applicable	Training Topic
Yes No	How SDSs provide hazard, emergency medical treatment, and other information about the pesticides with which employees may come in contact
Yes No	The hazard communication program requirements of section 6723, including the location and availability of: <ul style="list-style-type: none"> • Pesticide use records for pesticides handled by employees, • Applicable PSIS leaflets, and • SDSs for each pesticide handled by employees
Yes N/A	Are use records or SDSs available to employees electronically? If yes, describe how handlers have unrestricted access and are trained on how to access the documents: (use a separate sheet if necessary)
Yes No	The purposes and requirements for medical supervision if organophosphate or carbamate pesticides with the signal word “DANGER” or “WARNING” on the labeling are mixed, loaded, or applied for the commercial or research production of an agricultural plant commodity
Yes No	First aid and emergency decontamination procedures and emergency eye flushing techniques; and if pesticides are spilled or sprayed on the body to wash immediately with decontamination supplies and as soon as possible, wash or shower with soap and water and change into clean clothes
Yes No	How and when to obtain emergency medical care
Yes No	Prevention, recognition, and first aid for heat-related illness in accordance with Title 8 of the California Code of Regulations, section 3395
See below	Regulatory requirements relating to pesticide safety, including but not limited to:
Yes No	Availability of labeling – 3 CCR section 6602
Yes N/A	Accurate measurement – 3 CCR section 6604
Yes N/A	Equipment cleaning and maintenance– 3 CCR sections 6608 and 6744
Yes N/A	Wellhead protection, backflow prevention – 3 CCR sections 6609 and 6610
Yes No	Protection of persons, animals, and property – 3 CCR section 6614
Yes No	Pesticide storage and transportation, pesticide container, and service container requirements – 3 CCR sections 6670 through 6686
Yes N/A	Change areas – 3 CCR section 6732
Yes N/A	Decontamination facilities – 3 CCR section 6734
Yes No	Instruction on the safe operation of equipment used to mix, load, transfer, or apply pesticides – 3 CCR section 6742(a)
Yes N/A	Application exclusion zone requirements – 3 CCR section 6762(c)
Yes N/A	Requirements for early entry employees – 3 CCR sections 6670 & 6771
Yes N/A	Minimal exposure pesticides – 3 CCR sections 6790 through 6793
Yes N/A	Other: (use a separate sheet if necessary)

Continued on next page

Pesticide Training
Employer's Written Handler Training Program (continued)
Ag-Use (continued)
Pursuant to 3 CCR section 6724

(Name of Employer)

Circle if applicable	Training Topic
Yes N/A	Employees who handle restricted materials or pesticides used in the commercial or research production of an agricultural commodity must be at least 18 years of age
See below	Environmental concerns such as drift, runoff, and wildlife hazards, such as:
	N/A
	Surface water protection in nonagricultural settings (PCBs only)
Yes No	Applicable bee protection requirements on labels and in regulation
Yes N/A	Other: (use a separate sheet if necessary)
Yes N/A	Field posting requirements and restricted entry intervals when pesticides are applied for the commercial or research production of an agricultural commodity, including but not limited to 3 CCR sections 6672 through 6676.
Yes No	That employees should not take pesticides or pesticide containers home from work
Yes No	Potential hazards to children and pregnant women from pesticide exposures, including: A. Keeping children and nonworking family members away from treated areas; B. After handling pesticides or working in a treated area, employees should remove boots or shoes before entering the home and remove work clothes; and C. Employees should wash or shower before physical contact with children or family members.
Yes No	How to report suspected pesticide use violations
Yes No	How to identify if a product is either a federal Restricted Use Pesticide or a California restricted material; and that these products can only be used by or under the direct supervision of a certified applicator
Yes N/A	Requirements for employees handling restricted pesticides: A. Where to identify on the labeling if the product requires a certified applicator to be physically present during the use of the pesticide B. The certified applicator's responsibility to provide instructions specific to the site and pesticide(s) prior to use, and C. The requirement for each employee to be able to immediately communicate directly with the supervising certified applicator
Yes No	The employee's rights, including the right: A. To personally receive information about pesticides to which he or she may be exposed; B. For his or her physician or an employee representative designated in writing to receive information about pesticides to which he or she may be exposed; C. To be protected against retaliatory action due to the exercise of any of his or her rights; and D. To report suspected use violations to the Department or county agricultural commissioner.

Capacitación sobre pesticidas
**Programa de capacitación escrito del empleador para el manipulador
 Uso agrícola**

De conformidad con el Título 3 del Código de Reglamentos de California (CCR), sección 6724

 (Nombre del empleador)

Nombre de la empresa o individuo que proporciona la capacitación:

Nota: Para los empleados que manipulan agroquímicos restringidos en California o pesticidas para la producción comercial o del estudio de un producto de planta agrícola, el empleador debe asegurarse de que el instructor sea uno de los siguientes en el momento de la capacitación (las licencias o los certificados de entrenador deben ser válidos):

- un aplicador certificado en California (comercial o privado) o un consejero asesor de control de plagas agrícolas
- un biólogo con licencia del condado en reglamentación o investigación de pesticidas y monitoreo del medio ambiente
- un consejero asesor de extensión de la Universidad de California
- un individuo que haya terminado un programa de “capacitación de instructores”
- un silvicultor profesional registrado de California
- otras certificaciones de instructor aprobadas por el Departamento de Reglamentación de Pesticidas (DPR, siglas en inglés)

Materiales de capacitación:

Nombre de videos, panfletos, guías de estudio u otros materiales de capacitación, y una breve descripción.

1 _____

2 _____

3 _____

4 _____

5 _____

(Agregue páginas adicionales si es necesario)

Marque con un círculo los folletos utilizados de la Serie Información de Seguridad con Pesticida (PSIS, siglas en inglés):

A-1 A-2 A-3 A-4 A-5 A-6 A-7 A-8 A-9 A-10

Etiquetas de los productos pesticidas y hojas de datos de seguridad (SDS, siglas en inglés) como se indican a continuación:

	Nombre del producto	¿Etiqueta?	¿SDS?
1	_____	Sí / No	Sí / No
2	_____	Sí / No	Sí / No
3	_____	Sí / No	Sí / No
4	_____	Sí / No	Sí / No
5	_____	Sí / No	Sí / No
6	_____	Sí / No	Sí / No
7	_____	Sí / No	Sí / No
8	_____	Sí / No	Sí / No
9	_____	Sí / No	Sí / No
10	_____	Sí / No	Sí / No
11	_____	Sí / No	Sí / No

(Agregue páginas adicionales si es necesario)

(Circule Sí o No)

Continúa en la siguiente página.

Capacitación sobre pesticidas
Programa de capacitación escrito del empleador para el manipulador
Uso agrícola (continuación)

De conformidad con el Título 3 del Código de Reglamentos de California (CCR), sección 6724

 (Nombre del empleador)

Este PROGRAMA ESCRITO entró en el efecto en (la fecha): _____

Este PROGRAMA ESCRITO fue retirado en (la fecha): _____

- Una copia del programa de entrenamiento debe mantenerse durante el uso y durante dos años después del uso, en una ubicación central en el lugar de trabajo y debe proporcionarse al empleado, el Director o comisionado bajo petición.
- Programa de entrenamiento al empleado debe practicarse de forma que el empleado pueda entender, en un lugar razonablemente libre de distracciones y llevarse a cabo conforme a este programa de entrenamiento escrito.
- Programa de entrenamiento deberá ser completada antes de que el empleado pueda manejar los pesticidas, actualizados continuamente para cubrir los pesticidas nuevos que serán tratados o los temas de entrenamiento que serán cubiertos, y repetidos al menos anualmente después.
- Los instructores deben estar presentes durante toda la presentación y deben responder a preguntas de los empleados.

Los siguientes temas son aplicables a mis empleados que manejan pesticidas y se cubren en la entrenamiento inicial y anual para cada pesticida o grupo químicamente similar de pesticidas que se manipulen:

Marque con un círculo si es aplicable	Tema de capacitación
Sí No	El formato y el significado de la información contenida en el etiquetado del producto pesticida aplicable al uso seguro del pesticida, como los avisos de precaución sobre los peligros a la salud humana y el equipo de protección personal (PPE) requerido en el etiquetado.
Sí No	La responsabilidad del aplicador para proteger a las personas, los animales y a la propiedad mientras se aplican pesticidas, y no aplicar pesticidas de manera que resulte en contacto con personas que no están involucradas en el proceso de la aplicación.
Sí No	La necesidad, limitaciones, uso apropiado, la eliminación y saneamiento de todo el PPE requerido.
Sí No	Requisitos y procedimientos de seguridad, incluyendo los controles de ingeniería (como sistemas cerrados de mezcla y cabinas cerradas) para manejo, transporte, almacenaje, eliminando pesticidas y limpieza de derrames.
Sí No	Dónde y en qué formas se pueden encontrar los pesticidas, incluidas las superficies tratadas, los residuos en la ropa, el PPE, el equipo de aplicación y la deriva.
Sí No	Los peligros de los pesticidas, incluidos los efectos agudos, crónicos, retardados y de sensibilización, como se identifican en la etiqueta del producto pesticida, las hojas de datos de seguridad (SDS) o los folletos de la Serie de Información de Seguridad con Pesticidas (PSIS).
Sí No	Las rutas por donde los pesticidas pueden entrar al cuerpo.
Sí No	Las señales y los síntomas de la sobreexposición.
Sí No	Los procedimientos de incluyendo que los empleados deben descontaminación rutinarios manejando pesticidas: A. Lavarse las manos antes de comer, beber, usar el baño, mascar chicle o usar tabaco; B. Lavarse o bañarse completamente con jabón y agua; C. Ponerse ropa limpia lo antes posible; y D. Lavar la ropa de trabajo por separado de otras prendas y antes de volver a usarlas.

Continúa en la siguiente página.

Capacitación sobre pesticidas
Programa de capacitación escrito del empleador para el manipulador
Uso agrícola (continuación)

De conformidad con el Título 3 del Código de Reglamentos de California (CCR), sección 6724

 (Nombre del empleador)

Marque con un círculo si es aplicable	Tema de capacitación
Sí No	Cómo las SDS's indican los riesgos, el tratamiento médico de emergencia y otra información sobre los pesticidas con los que los empleados puedan entrar en contacto.
Sí No	Los requisitos para el Programa de comunicación de peligro de la sección 6723, incluye el lugar y disponibilidad de: <ul style="list-style-type: none"> • Registros de uso de pesticidas para pesticidas manipulados por empleados, • Folletos aplicables del PSIS, y • SDS para cada pesticida manipulado por los empleados
Sí N/A	¿Están los registros de uso o las SDS disponibles para los empleados electrónicamente? En caso afirmativo, describa cómo los manipuladores tienen acceso sin restricciones y están capacitados sobre cómo acceder a los documentos: (use una hoja separada si es necesario)
Sí No	Los propósitos y los requisitos de la supervisión médica si se mezclan, se cargan o se aplican pesticidas de organofosforados o carbamatos con la palabra de señal "PELIGRO" o "ADVERTENCIA" en la etiqueta, para la producción comercial o de estudio de una planta de productos agrícolas.
Sí No	Primeros auxilios y los procedimientos de descontaminación de emergencia y las técnicas para lavado de ojos de emergencia; y si los pesticidas se derraman o se rocían en el cuerpo se laven de inmediato con suministros de descontaminación y tan pronto como sea posible, lavarse o bañarse con jabón y agua y ponerse ropa limpia.
Sí No	Cómo y cuándo obtener atención médica de emergencia.
Sí No	La prevención, el reconocimiento y primeros auxilios para enfermedades relacionadas con el calor de acuerdo con el Título 8 del Código de Reglamentos de California, sección 3395.
Ver abajo	Requisitos reglamentarios relacionados con la seguridad de los pesticidas, incluidos, entre otros:
Sí No	Disponibilidad de etiquetado – 3 CCR sección 6602
Sí N/A	Medición precisa – 3 CCR sección 6604
Sí N/A	Limpieza y mantenimiento de equipos – 3 CCR secciones 6608 y 6744
Sí N/A	Protección de boca de pozo, prevención de reflujo – 3 CCR secciones 6609 y 6610
Sí No	Protección de personas animales y bienes – 3 CCR sección 6614
Sí No	Requisitos de almacenamiento y transporte de pesticidas, envases de pesticidas y contenedores de servicio – 3 CCR secciones 6670 a 6686
Sí N/A	Áreas de cambio – 3 CCR sección 6732
Sí N/A	Instalaciones de descontaminación – 3 CCR sección 6734
Sí No	Instrucciones sobre el funcionamiento seguro del equipo utilizado para mezclar, cargar, transferir o aplicar pesticidas – 3 CCR sección 6742(a)
Sí N/A	Requisitos de la zona de exclusión de aplicaciones – 3 CCR sección 6762(c)
Sí N/A	Requisitos para los empleados de entrada anticipada – 3 CCR secciones 6670 y 6771
Sí N/A	Exposición mínima a pesticidas – 3 CCR sección 6790 a 6793
Sí N/A	Otro: (use una hoja separada si es necesario)

Programa de capacitación escrito del empleador para el manipulador

Uso agrícola (continuación)

De conformidad con el Título 3 del Código de Reglamentos de California (CCR), sección 6724

(Nombre del empleador)

Marque con un círculo si es aplicable	Tema de capacitación	
Sí N/A	Empleados que manipulan agroquímicos restringidos o pesticidas que se utilizan en la producción comercial o de estudio de la producción de productos agrícolas deben tener al menos 18 años de edad.	
Ver abajo	Preocupaciones ambientales como movimiento, el escurrimiento y riesgos de la fauna.	
	N/A	Protección de aguas superficiales en entornos no agrícolas (solo PCB)
	Sí No	Requisitos aplicables a la protección de las abejas en las etiquetas y en el reglamento
	Sí N/A	Otro: (use una hoja separada si es necesario)
Sí N/A	Los requisitos para la colocación de letreros en el campo e intervalos de entrada restringidos cuando se aplican pesticidas para la producción comercial o de estudio de un producto agrícola, incluyendo, pero no limitado a 3 CCR secciones 6672 a 6676.	
Sí No	Que los empleados no deben llevar a casa pesticidas o contenedores del trabajo.	
Sí No	Los posibles riesgos para niños y mujeres embarazadas de las exposiciones a pesticidas, que incluyen: A. Mantener lejos de las áreas en tratamiento a los niños y a miembros de la familia que no trabajen; B. Después que se manejan los pesticidas o se trabaja en un área tratada, los empleados deben quitarse las botas o los zapatos antes de entrar a la casa y quitarse la ropa de trabajo; y C. Los empleados deben lavarse o bañarse antes de entrar en contacto físico con niños o miembros de su familia.	
Sí No	Cómo informar sospechas de violaciones al uso de pesticidas.	
Sí No	Como identificar si un producto es un pesticida de uso restringido federal o un agroquímico restringido de California; y que estos productos solo pueden ser utilizados por o baja la supervisión directa de un aplicador certificado.	
Sí N/A	Requisitos para los empleados que manipulan agroquímicos restringidos: A. Donde identificar en la etiqueta si el producto requiere la presencia física de un aplicador certificado durante el use del pesticida. B. La responsabilidad del aplicador certificado de proporcionar instrucciones específicas para el sitio y los pesticidas antes de su uso, y C. El requisito de que cada empleado pueda comunicarse directamente de inmediato con el aplicador certificado supervisor	
Sí No	Los derechos del empleado, que incluyen el derecho a: A. Recibir personalmente información sobre los pesticidas a los que pudieran estar expuestos. B. Que su médico o un representante de empleados designado por escrito reciba información sobre los pesticidas a los que pudieron estar expuestos. C. Estar protegidos contra cualquier represalia debida al ejercicio de cualquiera de sus derechos. D. Informar sospechas de violaciones de uso al Departamento o al comisionado de agricultura del condado.	

Pesticide Training
Fieldworker Training Record

Name of Employer: _____ Date of training: _____

Crew Identification (optional): _____ Crew foreman (optional): _____

See Next Page for Name(s) of Trainees

Name of Trainer: _____	
<input type="checkbox"/> Certified Applicator: Type _____ Lic/Cert # _____	<input type="checkbox"/> Pest Control Adviser License # _____
<input type="checkbox"/> UCCE Advisor	<input type="checkbox"/> Registered Professional Forester # _____
<input type="checkbox"/> Instructor Training Program (attach certificate copy)	<input type="checkbox"/> County Biologist License from CDFA
	<input type="checkbox"/> Other DPR-approved qualification (attach copy)

Fieldworker Pesticide Safety Training Topics required by 3CCR section 6764:

- | | |
|--|---|
| <ul style="list-style-type: none"><input type="checkbox"/> - Where and in what forms pesticides and residues may be encountered<input type="checkbox"/> - Potential hazards that pesticides present to fieldworkers and their families, including acute, chronic, delayed, and sensitization effects<input type="checkbox"/> - Routes pesticides can enter the body<input type="checkbox"/> - Signs and symptoms of overexposure<input type="checkbox"/> - Prevention, recognition, and first aid for heat-related illnesses per 8CCR section 3395<input type="checkbox"/> - Wear work clothing that protects the body from pesticide residues. Wash work clothes separately from other laundry.<input type="checkbox"/> - Information provided by Safety Data Sheets<input type="checkbox"/> - Hazard communication requirements (Pesticide use records, Application-Specific Information, SDS availability, Completed A-9 location)<input type="checkbox"/> - Routine decontamination procedures and the employer's responsibility to provide decontamination supplies<ul style="list-style-type: none">• Wash hands before eating, drinking, using the toilet, chewing gum, or using tobacco;• Thoroughly wash or shower with soap and water;• Change into clean clothes as soon as possible.<input type="checkbox"/> - First aid and emergency decontamination procedures (including emergency eye flushing and procedures if pesticides are spilled or sprayed on the employee)<input type="checkbox"/> - How and when to obtain emergency medical care | <ul style="list-style-type: none"><input type="checkbox"/> - REIs and what field posting means, including both California and federal field posting signs<input type="checkbox"/> - Keep out of application exclusion zones<input type="checkbox"/> - Employees must be at least 18 years old to perform early-entry activities. Employees must be provided specific information before directed to perform early-entry activities<input type="checkbox"/> - Employees cannot be allowed or directed to handle pesticides unless the employee has been trained as a handler<input type="checkbox"/> - Employees must not take pesticides home<input type="checkbox"/> - Potential hazards to children and pregnant women from pesticide exposures:<ul style="list-style-type: none">• Children and nonworking family members should keep away from pesticide-treated fields;• After work, remove boots or shoes before entering the home and remove work clothes;• Wash or shower before physical contact with children or family members.<input type="checkbox"/> - How to report suspected pesticide use violations<input type="checkbox"/> - Employee rights, including the right:<ul style="list-style-type: none">• To receive information about pesticides• For the employee's physician or employee representative designated in writing to receive information• To be protected against retaliation• To report suspected violations to DPR or county agricultural commissioner. |
|--|---|

- | |
|--|
| <ul style="list-style-type: none">• Each employee must be trained within the last 12 months and before assignment to work in a treated field• Training shall be presented in a manner the employee can understand using nontechnical terms, including response to questions• Training location reasonably free from distraction and trainer must be present throughout entire presentation• This record must be kept for two years, must be accessible to the employee, and must be provided to the employee, the County Agricultural Commissioner or the Department of Pesticide Regulation upon request |
|--|

Continued on next page

Pesticide Training
Fieldworker Training Record (continued)

Name of Employer: _____ Date of training: _____

Crew Identification (optional): _____ Crew foreman (optional): _____

Training Materials Used (Include videos, pamphlets, PSIS, or other training materials):

Title

Source

_____	_____
_____	_____
_____	_____
_____	_____

Use additional pages if necessary

	Print Your Name	Sign Your Name	Employee ID# (optional)
1	_____	_____	_____
2	_____	_____	_____
3	_____	_____	_____
4	_____	_____	_____
5	_____	_____	_____
6	_____	_____	_____
7	_____	_____	_____
8	_____	_____	_____
9	_____	_____	_____
10	_____	_____	_____
11	_____	_____	_____
12	_____	_____	_____
13	_____	_____	_____
14	_____	_____	_____
15	_____	_____	_____
16	_____	_____	_____
17	_____	_____	_____
18	_____	_____	_____
19	_____	_____	_____
20	_____	_____	_____

Registro de capacitación para los trabajadores del campo

Nombre del empleador: _____ Fecha de la capacitación: _____

Identificación del cuadrilla (opcional): _____ Supervisor del cuadrilla (opcional): _____

Consulte la siguiente página para ver los nombres de las personas que toman la capacitación

Nombre del instructor: _____

- | | |
|--|--|
| <input type="checkbox"/> Aplicador certificado: Tipo _____ | <input type="checkbox"/> Licencia del asesor de control de plagas n.º _____ |
| <input type="checkbox"/> Consejero de la Extensión Cooperativa de la Universidad de California (UCCE) | <input type="checkbox"/> Silvicultor profesional registrado n.º _____ |
| <input type="checkbox"/> Programa de Capacitación de Instructores (adjuntar una copia del certificado) | <input type="checkbox"/> Licencia de biólogo del condado otorgada por el Departamento de Alimentos y Agricultura de California (CDFA) |
| | <input type="checkbox"/> Otras certificaciones aprobadas por el Departamento de Reglamentación de Pesticidas (DPR), (adjuntar una copia) |

Temas sobre la capacitación de seguridad con pesticidas para los trabajadores del campo requeridos por 3CCR, sección 6764:

- | | |
|---|--|
| <input type="checkbox"/> - Dónde y en qué formas se pueden encontrar pesticidas y residuos. | <input type="checkbox"/> - Mantenerse fuera de las zonas de exclusión de la aplicación. |
| <input type="checkbox"/> - Los posibles riesgos que los pesticidas presentan para los trabajadores del campo y sus familias, incluidos los efectos agudos, crónicos, retardados y de sensibilización. | <input type="checkbox"/> - Los empleados deben tener al menos 18 años de edad para realizar actividades de entrada anticipada. Los empleados deben recibir información específica antes de ordenarles desempeñar actividades de entrada anticipada. |
| <input type="checkbox"/> - Las rutas por donde los pesticidas pueden entrar al cuerpo. | <input type="checkbox"/> - No se puede permitir u ordenar a los empleados manipular pesticidas a menos que el empleado haya sido capacitado como un manipulador. |
| <input type="checkbox"/> - Las señales y los síntomas de la sobreexposición. | <input type="checkbox"/> - Los empleados no deben llevar pesticidas a sus hogares. |
| <input type="checkbox"/> - La prevención, el reconocimiento y primeros auxilios para enfermedades relacionadas con el calor de acuerdo con 8CCR, sección 3395. | <input type="checkbox"/> - Los posibles riesgos para niños y mujeres embarazadas a causa de las exposiciones a pesticidas: |
| <input type="checkbox"/> - Use ropa de trabajo que proteja al cuerpo de los residuos de pesticidas. Lavar la ropa de trabajo por separado de otras prendas. | <ul style="list-style-type: none"> • los niños y los miembros de la familia que no trabajen deben mantenerse alejados de los campos tratados con pesticidas; • después de trabajar, quitarse las botas o los zapatos antes de ingresar al hogar y quitarse la ropa de trabajo; • lavarse o bañarse antes de entrar en contacto físico con niños o miembros de su familia. |
| <input type="checkbox"/> - La información provista en las hojas de seguridad. | <input type="checkbox"/> - Cómo informar sospechas de violaciones al uso de pesticidas. |
| <input type="checkbox"/> - Los requisitos de comunicación de riesgo (los registros de uso de pesticidas, la información específica de la aplicación, la disponibilidad de las hojas de datos de seguridad [SDS], la ubicación A-9 completada). | <input type="checkbox"/> - Los derechos del empleado, que incluyen el derecho a: |
| <input type="checkbox"/> - Los procedimientos de descontaminación de rutina y la responsabilidad del empleador de proporcionar suministros de descontaminación. | <ul style="list-style-type: none"> • Recibir información sobre pesticidas. • Para el representante del empleado o el médico del empleado nombrado por escrito para recibir la información sobre los pesticidas a que los que puede estar expuesto. • Estar protegido contra represalias. • Informar sospechas de violaciones al DPR o al comisionado de agricultura del condado. |
| <ul style="list-style-type: none"> • lavarse las manos antes de comer, beber, usar el baño, mascar chicle o usar tabaco; • lavarse o bañarse completamente con jabón y agua; • ponerse ropa limpia lo antes posible. | |
| <input type="checkbox"/> - Primeros auxilios y los procedimientos de descontaminación de emergencia (que incluyen el lavado de ojos de emergencia y los procedimientos si los pesticidas se derraman o se rocían en el empleado). | |
| <input type="checkbox"/> - Cómo y cuándo obtener atención médica de emergencia. | |
| <input type="checkbox"/> - Los intervalos de entrada restringida (REI, siglas en inglés) y lo que significa la colocación de letreros en el campo, | |

- Cada empleado debe recibir capacitación durante los últimos 12 meses y antes de la asignación para trabajar en un campo tratado.
- La capacitación debe presentarse de una manera que el empleado pueda entender, usando términos no técnicos, incluyendo respuestas a preguntas.
- El sitio para la capacitación no debe tener distracciones, de manera razonable, y el instructor debe estar presente durante toda la presentación.
- Este documento debe ser guardado durante dos años, debe ser accesible al empleado y debe ser proporcionando al empleado, al Comisionado de Agricultura del Condado o al Departamento de Reglamentación del Pesticida a la solicitud.

Registro de capacitación para los trabajadores del campo (continuación)

Nombre del empleador: _____ Fecha de la capacitación: _____

Identificación del cuadrilla (opcional): _____ Supervisor del cuadrilla (opcional): _____

Materiales de capacitación utilizados (Incluir videos, panfletos, Serie Información de Seguridad con Pesticida (PSIS, siglas en inglés), u otros materiales de capacitación):

Título	Fuente
_____	_____
_____	_____
_____	_____
_____	_____
_____	_____

Use páginas adicionales si es necesario

	Escriba su nombre en letra de molde	Firme su nombre	N.º de identificación de empleado (opcional)
1	_____	_____	_____
2	_____	_____	_____
3	_____	_____	_____
4	_____	_____	_____
5	_____	_____	_____
6	_____	_____	_____
7	_____	_____	_____
8	_____	_____	_____
9	_____	_____	_____
10	_____	_____	_____
11	_____	_____	_____
12	_____	_____	_____
13	_____	_____	_____
14	_____	_____	_____
15	_____	_____	_____
16	_____	_____	_____
17	_____	_____	_____
18	_____	_____	_____
19	_____	_____	_____
20	_____	_____	_____

PESTICIDE INFORMATION FOR FIELDWORKERS

APPLICATION-SPECIFIC INFORMATION DISPLAY CHART

Site # and Location	Commodity	Started Date and Time	Completed Date and Time	Restricted Entry Interval	Pesticide	EPA Registration #	Active Ingredient	SDS Copy Location	Spray Adjuvant and EPA #

Complete chart when property operator receives a completion notice and before any fieldworkers are allowed to enter the treated field. Must include all applications to any field on the property. This information must remain displayed until the area no longer meets the definition of a treated field or fieldworkers will no longer be on the property (whichever occurs earlier). Display at the work site or at a central location where fieldworkers gather and where employees can review the information with unimpeded access. Retain records for 2 years. (CCR 6761.1)

How to Use a Recommendation to Fulfill the Application Specific Information Requirement for Fieldworkers and Why This Meets the Requirement.

Write DATE and TIME Application is started, completed and post, if the Rec is complete then it meets requirement


Started
Mar 6 at 8
AM

Completed
Mar 7 at 4
pm

STARTED MAR
10 AT 10 AM

COMPLETED
MAR 10 AT 3 PM

Product Use Recommendation 20756 - 1234422 (Rec No. 1234422)

 Agrian Ag Sales 2665 N Air Fresno Dr Ste. 101 Fresno, AZ 93727 Phone: 559-437-5700 Fax: 559-437-5701		Proposed Date / Timing 03/07/2013	Expire Date 03/07/2014	PCA & License Tracy Advisor 00000			
		Applicator Grower Applied		Grower & Permit Number Beta Permitee Fres 1099999 P. O. Box 123456 Sometown, CA 55555 Phone:			
County Tulare	Site Commodity NECTARINE	Method Ground	Proposed 210 Acres	Treated 210 Acres	Tank Volume	No. Tanks	Spray Volume 40 Ga
Site ID / STR	Location	Planted Area	Proposed Area	Treated Area	Row	Band	
02-101 13,17S,25E M	NW COR HAMILTON/MAPLE	155 Acres	155 Acres	155 Acres			
03-101 03,22S,27E M	1/4 NA 136, ER 232	55 Acres	55 Acres	55 Acres			

***** ALWAYS READ AND FOLLOW LABEL DIRECTIONS *****

**** In addition, adhere to all State and local regulations governing the use of these products ****

The execution of this recommendation certifies that alternative and mitigation measures that would substantially lessen any significant adverse impact on the environment have been considered and, if feasible, adopted.

Product Name	Signal Word	Labeled Commodity	Pest	Rate	Per Full Tank	Mat. Req.
NOI Syngenta Gramoxone SL 2.0 (100-1431) (30.10% - Paraquat Dichloride)	Danger/ Poison	Nectarine	Grass	2.5 Pt / A		65.63 Ga
Monsanto Roundup Weathermax Herbicide (524-537) (48.60% - Glyphosate)	Caution	Nectarine	Johnsongrass	0.4 Qt / A		21 Ga
Pre-Harvest Interval : 28 Days			Re-Entry Interval : 1 Days ← REI			

Name of product →
EPA number →
Active Ingredient →
Pre-Harvest Interval →

Restrictions: Avoid Drift -- Certified Applicator Required -- Closed Mixing System Required -- Do Not Feed/Graze Treated Area -- Notice of Intent Required -- Toxic To Fish -- See Label Regarding Feeding/Grazing
Species Toxic To: Wild Life; Mammals; Fish; Aquatic Organisms
Criteria Used For Determining Recommendation: Field Observation -- Pest is Present
Advisor Comments: SAMPLE REC -

THE MATERIAL AND CONTENT CONTAINED IN THE AGRIAN DATABASE AND ON THIS DOCUMENT ARE FOR INFORMATION ONLY AND NOT INTENDED TO BE A SUBSTITUTE FOR THE ACTUAL EPA AND/OR STATE APPROVED PRODUCT LABEL. USERS OF THIS DATABASE MUST READ AND FOLLOW THE APPROVED PRODUCT LABEL AFFIXED TO THE PRODUCT CONTAINER AND/OR APPLICABLE SUPPLEMENTAL LABELING BEFORE USE OF THE PRODUCT. RECIPIENT OF THIS DOCUMENT MUST HAVE THE PROPER KNOWLEDGE AND/OR LICENSING TO USE THIS DOCUMENT. USE SHALL BE DEEMED ACCEPTANCE OF, AND USE IS ONLY AUTHORIZED BY AGRIAN TO USERS WHO AGREE TO BE BOUND BY, THE TERMS OF SERVICE PUBLISHED AT AGRIAN.COM.

I certify that the product recommendations contained in this document are consistent with my review and understanding of the product notices beginning on the following page and the product(s) label.

Signature : _____
Tracy Advisor Lic. #00000



Date : 03-07-2013
Rec No. 1234422

Display within 24 Hours After Completion of an Application and Prior to Fieldworker Entry into the Treated Field. Continue to Display for 30 Days Plus the REI.

(Must Keep Records for 2 years)

Example of how to fill in the Application Specific Information (ASI)
on the A-8 or A-9

You can find information about recent pesticide use at:
(Employers: this is the application-specific information)

ADDRESS: 1730 S. Maple Avenue
Fresno CA, 93722

HOW TO FIND THE INFORMATION:

On the clip board next to the employee safety bulletin, on the south wall of the shop

If more space is needed, your employer may attach a list of grower names, addresses, and descriptions to this leaflet and write "See attached list" in the above space.

Puede encontrar información sobre el uso reciente de pesticidas en:
(Empleadores: esta es la información específica de la aplicación)

DIRECCIÓN: 1730 S. Maple Avenue
Fresno CA, 93722

CÓMO ENCONTRAR LA INFORMACIÓN:

En el portapapeles junto al boletín de seguridad para empleados, en la pared sur de la tienda.

Si se necesita más espacio, su empleador puede adjuntar una lista de nombres de agricultores, direcciones y descripciones a este folleto y escribir "Consultar la lista adjunta" en el espacio anterior.

OR:

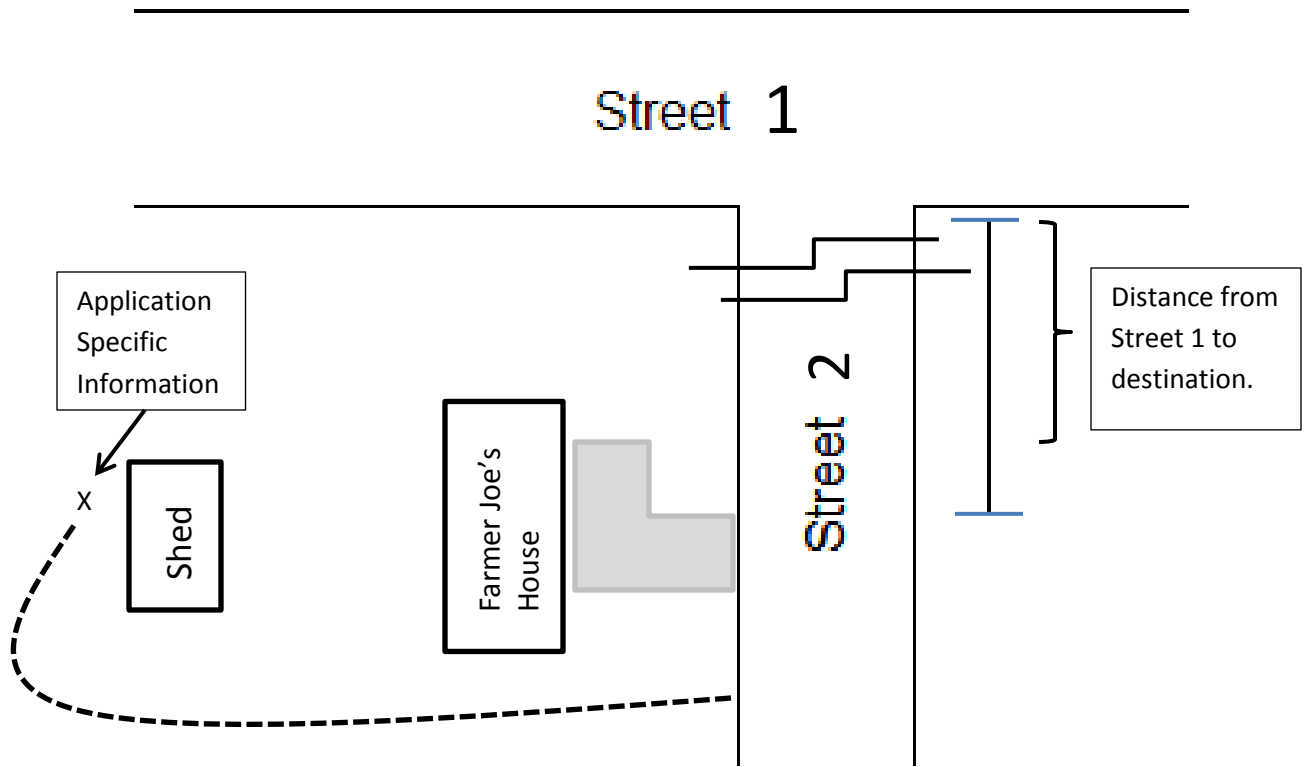
You can find information about recent pesticide use at:
(Employers: this is the application-specific information)

ADDRESS: 1730 S. Maple Avenue
Fresno CA, 93722

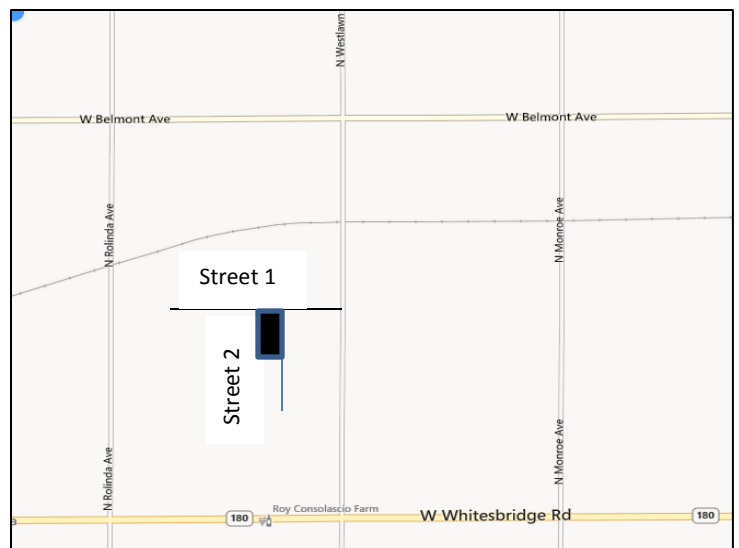
HOW TO FIND THE INFORMATION:

See Attached Map. Ver Mapa.

If more space is needed, your employer may attach a list of grower names, addresses, and descriptions to this leaflet and write "See attached list" in the above space.



Address to Farmer Joe is 1234 Street 2, Fresno, Ca. The address is 1.8 mi S/Street 1 in the outskirts of Fresno. The Application Specific Information is designated by the "X".



Field Posting

Property operators shall ensure that signs are posted around treated fields in the following circumstances:

1. Whenever required by pesticide product labeling, unless access to the treated field is controlled in a manner that assures no employee (other than the handlers making the application) will enter, work in, remain in, or walk within ¼ mile during the application and the restricted entry interval;
2. All applications made in an entirely *enclosed space*, unless access is controlled in a manner that assures no employee (other than the handlers making the application) will enter, work in, remain in, or pass through the *enclosed space* during the application and the restricted entry interval: and
 - a. *“Enclosed space” means a space enclosed, entirely or in part, with a nonporous covering of sufficient size to permit entry, and is used in the commercial or research production of an agricultural plant commodity. This includes greenhouses, polyhouses, mushroom houses, hoop houses and similar structures.*
3. All other applications made in an *enclosed space* not specified in (2) that result in a restricted entry interval of greater than **4 hours**, unless access to the *enclosed space* is controlled in a manner that assures no employee (other than the handlers making the application) will enter, work in, remain in, or walk within ¼ mile during the application and the restricted entry interval.
4. Any application that results in a restricted entry interval of greater than **48 hours** (after adjustment pursuant to section 6774) unless access to the treated field is controlled in a manner that assures no employee (other than the handlers making the application) will enter, work in, remain in, or walk within 1/4 mile during the application and the restricted entry interval.

The signs shall be of a size so that the specified wording specified in (2) and (3) is readable and the skull and crossbones symbol is *clearly visible from a distance of 25 feet, on all sides of probable approach* and contain the following:

- ❖ The skull and crossbones symbol near the center of the sign;
- ❖ The words “DANGER” and “PELIGRO” and “PESTICIDES” and “PESTICIDAS” in the upper portion of the sign;
- ❖ The words “KEEP OUT” and “NO ENTRE” in the lower portion of the sign:

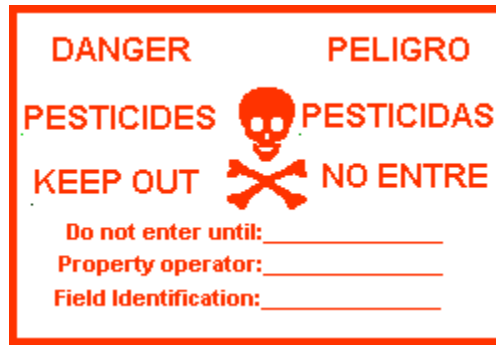


Whenever the sign is used to indicate a restricted entry interval (REI) of more than 7 days, the following information is required to appear in the lower portion of the sign:

- ❖ The date of unrestricted entry;
- ❖ The name of the operator of the property; and
- ❖ The field identification, (if any) and

All letters and the symbol shall be of a color, which sharply contrasts with their immediate background.

- The Spanish portion of the sign may be replaced with another non-English language, which is read by a majority of workers who do not read English. The replacement sign must be in the same format and meet the same size and other requirements as listed above.



The signs shall:

- ❖ Be posted before the application begins but shall not be posted unless a pesticide application is scheduled within the next 24 hours;
- ❖ Remain posted and clearly legible throughout the application and the restricted entry interval; and
- ❖ Be removed within 3 days after the end of the restricted entry interval and before any entry prohibited during a restricted entry interval.

The signs shall be posted so that they are visible at all usual points of entry to the treated area, including each road, footpath, walkway, or aisle that enters the treated field, and each border with any worker housing area within 100 feet of the treated field. If there are no identified usual points of entry to the treated field, signs shall be posted at the corners of the treated field. When a treated field is adjacent to an unfenced public right-of-way, such as a road, trail, or path, additional signs shall be posted at each end of the treated field and at intervals not exceeding 600 feet along the treated field's border with the right-of-way.

Chemigation Posting

When a pesticide product with the signal word "DANGER" on the label, or a **minimal exposure pesticide** listed in section 6790, is being applied to a field through an irrigation system, signs shall be posted in the manner specified above. These signs shall contain the following:

- ❖ An octagon stop sign symbol at least 8 inches in diameter containing the word "STOP" in English;
- ❖ The words "KEEP OUT" and "NO ENTRE" above the symbol and the words "PESTICIDES IN IRRIGATION WATER" and "PESTICIDAS EN AGUA de RIEGO" below the symbol;
- ❖ All letters shall be at least 2½ inches tall; and
- ❖ All letters and the symbol shall be of a color which sharply contrasts with their immediate background

Fumigation Posting

When a fumigant is applied to a field, signs shall be posted in the manner specified above. These signs shall contain the following information:

- ❖ The skull and crossbones symbol; and the following statements:
- ❖ "DANGER/PELIGRO"
- ❖ "Area under fumigation, DO NOT ENTER/NO ENTRE";
- ❖ "(Name of Fumigant) Fumigant in use"
- ❖ The date and time of the fumigation; and
- ❖ The name, address, and telephone number of the applicator.

RESPIRATORY PROTECTION

Summary of required elements of a respiratory protection program when using pesticides

1. <i>Is a respirator required by label, permit conditions, regulation or employer policy?</i>	Yes	No		
2. <i>Who provides respirator?</i>	Employer	Employer		Employee
3. <i>What type of respirator is it?</i>	All	Filtering Facepiece	All others ¹	All
Requirement				
Respirator Program Administrator 3CCR Section 6000, 6739(a)(2)(l)	Required	NR	NR	NR
Written Respiratory Protection Program 3CCR Section 6739(a)	Required	NR	Required ²	NR
Respirator Selection and Fit Testing 3CCR Section 6739 (c) & (e)	Required	NR	NR	NR
Medical Evaluation 3CCR Section 6739(d)	Required	NR	Required	NR
Facepiece Seal Protection 3CCR Section 6739(f)	Required	NR	NR	NR
Cleaning, Inspection, Repair, and Storage 3CCR Section 6739(h), (i) & (j)	Required	NR	Required	NR
Employee Training & Program Evaluation 3CCR Section 6739(m) & (n)	Required	NR	NR ³	NR
End of Service Life Replacement 3CCR Section 6739(o)	Required	NR	NR	NR
Record Keeping 3CCR Section 6739(p)	Required	NR	Required ²	NR
Medical Evaluation Questionnaire 3CCR Section 6739(q)	Required	NR	Required	NR
VRP posting 3CCR Section 6739(r)	NR	Required	Required	Required
Medical Recommendation Form 3CCR Section 6739(s)	Required	NR	Required	NR

NR - Not Required

¹ Includes half-face and full-face elastomeric, supplied-air, SCBA, and powered air-purifying respirators

² Only medical evaluation and respirator cleaning, storage and maintenance elements are required

³ However, training in medical evaluation and respirator cleaning, storage, and maintenance elements is required

OSHA Respiratory Medical Clearance & Respirator Fit Testing Resources

Important: Medical evaluation/clearance must be completed before fit test. Evaluation needs to take place about a week or two prior to fit test.

Qualitative Fit Test QLFT

A QLFT is a pass/fail fit test which assesses the adequacy of respirator fit based on the individuals' response to a test media. A QLFT may be used for all tight fitting, negative pressure face pieces which will be used in atmospheres up to 10 times for the OSHA PEL. As part of conducting the fit test, technicians will instruct wearers on how to conduct a user seal check; donning and doffing QLFT is conducted using 3M(tm) Fit Test Kits, and the test agent Saccharin Solution Aerosol or Britrex (tm) Solution Aerosol.

- National Fit Testing : [National Fit Testing Services](#)- **941-400-6722**
 - o Medical Evaluation on-line : \$35.00 / person
 - o Fit Respirator Test: varies by location and number of employees
- Respclearance: www.respclearance.com 1- **800-934-0752**
 - o OSHA Medical questionnaire: \$25.00 /person
 - o Fit Respirator Test : varies by location and number of employeesWritten Respiratory Protection Program: \$35
- Examinetics : www.examinetics.com – **1-800-493-5377**
 - o Medical Evaluation online: \$30 / person
 - o Fit Test: full day fee depends on location
- Enviro Safetech: www.envirosafetech.com – **Jay 408-943-9090**
 - o Medical Evaluation online: \$40 / person
 - o Fit Test: \$65 each additional fit test
- 3M: www.3m.com
 - o Medical Evaluation: \$28 / person

FRESNO AREA RESOURCES:

GAR Bennett: [GAR Worker Safety Program](#)

- o Contact: Lilly Reyes (559) 356-4474; lreyes@garbennett.com

Palm Medical Group : 222 W. Shaw Ave., Fresno, CA 93704 – 559-222-9200

- o Fit Test: \$10.00 / person
- o Respiratory : \$56.00 / person

Concentra : North Fresno, 7265 N First St Suite 105, Fresno, CA 93720 – 559-431-8181

- o Fresno Jensen, 2555 S East Ave, Fresno, CA 937063 – 559-499-2400
- o Madera, 509 S. I St Suite A, Madera CA 93637 – 559-673-6124

Concentra : o Respirator Questionnaire : \$ 60.00

o Medical Evaluation: \$108.00 (if needed after answering questionnaire)

o Fit Test: \$ 75.00/ person

FIT TEST KITS – Do-it-Yourself:

o Amazon : ~\$150 - \$600

One kit will test between 18-30 employees.

o Safety Inc – www.esafetyinc.com - \$205.42

Average prices for on-line do-it-yourself kits range: \$150.00 to \$600.00

Compliance Bucket or Bag

Decontamination Requirements

- Soap
- Single use towels
- Coveralls
- Eyewash -16 ounces

Post Outside Emergency Medical Information

- Name of doctor or medical facility
- Address and phone number of facilities
- And “Call 911”

Label Required PPE Immediately Available

- Chemical resistant gloves (no flock linings)-*employees always must use unless specified not to use them on the label*
- Eye Protection with ANSI Z87 rating
 - Safety glasses (sub. goggles, face shield, full-face respirator) -*employees must use when mixing, loading, or applying pesticides by hand or ground rig, and when exposed to application, mixing, or loading equipment*
 - Goggles (sub. goggles, face shield, full-face respirator)
 - Face shield (sub. full-face respirator)
- Coveralls- *Employees must use when pesticide signal word is Danger or Warning*
- Chemical Resistant Apron
- Chemical Resistant footwear
- Chemical Resistant Suit

Decontamination that won't fit in bag

-3 gallons per handler beginning of day.

-At the mixing/loading site there is immediate employee access to at least one system capable of delivering gently running water at a rate of least 0.4 gallons per minute for at least 15 minutes, or at least six gallons of water in containers suitable for providing a gentle eye-flush for about 15 minutes for emergency eye-flushing if the product labeling requires protective eyewear or a closed mixing system is used.

COUNTY AGRICULTURAL COMMISSIONERS and SEALERS of WEIGHTS & MEASURES

Contact Information

Updated: September 13, 2022

Co. Comm/Sealer	Address	Telephone/Fax	General County E-Mail/Office Hours
Alameda Cathy Roache	224 W. Winton Ave, Rm 184 Hayward, CA 94544	(510) 670-5232 (510) 783-3928	alameda.ag@acgov.org M-F: 8:30am - 4:30pm
Alpine (see El Dorado/Alpine)			
Amador Eric Mayberry	12200-B Airport Road Jackson, CA 95642-9527	(209) 223-6487 (209) 223-3312	agriculture@amadorgov.org M-F: 8am - 5pm
Butte Louie Mendoza, Jr.	316 Nelson Ave Oroville, CA 95965-3318	(530) 552-4100 (530) 538-7594	butteag@buttecounty.net M-F: 7:30am -12pm; 1pm - 4:30pm (closed 12 - 1pm)
Calaveras Jessica Fowler	23 E. Charles St. (Physical Location) 891 Mountain Ranch Road (Mailing Address) San Andreas, CA 95249-9709	(209) 754-6504 x 3 (209) 754-9256	agpublic@co.calaveras.ca.us M-F: 9am - 4pm
Colusa Anastacia Allen	100 Sunrise Blvd, Ste F Colusa, CA 95932-3246	(530) 458-0580 (530) 458-5000	ccag@countyofcolusa.org M-F: 8am - 5pm
Contra Costa Matt Slattengren	2380 Bisso Lane Concord, CA 94520	(925) 608-6600	AGCommissioner@ag.cccounty.us M-F: 8am - 5pm
Del Norte Justin Riggs	2650 Washington Blvd Crescent City, CA 95531-8627	(707) 464-7235 (707) 465-6044	dnag@co.del-norte.ca.us M-F: 8am - 5pm
El Dorado/Alpine Charlene Carveth	311 Fair Lane Placerville, CA 95667-4195	(530) 621-5520 (530) 626-4756	eldcag@edcgov.us M-F: 7am -5pm; Holiday weeks: 8am-5pm
Fresno Melissa Cregan	1730 S Maple Ave Fresno, CA 93702-4596	(559) 600-7510 (559) 455-2415	fresnoag@co.fresno.ca.us M-F: 8am - 5pm
Glenn Marcie Skelton	720 N Colusa Street (Physical Location) PO Box 351 (Mailing Address) Willows, CA 95988-0351	(530) 934-6501 (530) 934-6503	agcommr@countyofglenn.net M-F: 8am - 5pm
Humboldt Weylan Shaw (Acting)	5630 S Broadway Eureka, CA 95503-6905	(707) 441-5260 (707) 445-7220	agcommissioner@co.humboldt.ca.us M-F: 8am - 12pm, 1pm - 5pm (closed 12 - 1 pm)
Imperial Carlos Ortiz	852 Broadway El Centro, CA 92243-2850	(442) 265-1500 (760) 353-9420	agcom@co.imperial.ca.us M-F: 8am - 5pm
Inyo/Mono Nathan Reade	207 W South St Bishop, CA 93514-3492	(760) 873-7860 (760) 872-1610	inyomonoag@gmail.com M-F: 7am - 4:30pm
Kern Glenn Fankhauser	1001 S Mount Vernon Ave Bakersfield, CA 93307-2857	(661) 868-6300 (661) 868-6301	agcomm@kerncounty.com M-F: 8am - 5pm
Kings Jimmy Hook	680 N Campus Drive, Suite B Hanford, CA 93230-5923	(559) 852-2830 (559) 582-5251	agstaff@co.kings.ca.us M-F: 8am - 5pm

Lake Katherine Vanderwall	883 Lakeport Blvd Lakeport, CA 95453	(707) 263-0217 (707) 263-1052	lakecoag@co.lake.ca.us M-F: 8am - 5pm
Lassen Craig Hemphill	175 Russell Ave Susanville, CA 96130-4299	(530) 251-8110 (530) 257-6515	agcommissioner@co.lassen.ca.us M-F: 8am - 9am or by appointment
Los Angeles Kurt Floren	12300 Lower Azusa Rd Arcadia, CA 91006	(626) 575-5451 (626) 350-3243	losangag@acwm.lacounty.gov M-Th: 7am - 5:30pm (closed Friday)
Madera Rusty Lantsberger	145 Tozer Street, Suite 101 Madera, CA 93638	(559) 675-7876 (559) 674-4071	Commissioner@madera-county.com M-F: 8am - 5pm
Marin Stefan Parnay	1682 Novato Blvd, 150-A Novato, CA 94947-7021	(415) 473-6700 (415) 473-7543	marin.dept.ag@marincounty.org M-F: 8am - 4pm
Mariposa Monica Nielsen	5009 Fairgrounds Road (Physical Location) PO Box 905 (Mailing Address) Mariposa, CA 95338-0905	(209) 966-2075 (209) 966-2056	agcomm@mariposacounty.org M-F: 8am - 1pm; 2pm - 5pm (closed 1 - 2 pm)
Mendocino Aaron Hult (Acting)	890 North Bush St. Ukiah, CA 95482-3745	(707) 234-6830 (707) 463-0240	agcomm@co.mendocino.ca.us M-F: 8am -12pm; 1:pm - 5pm (closed 12pm - 1pm)
Merced David Robinson	2139 Wardrobe Ave Merced, CA 95341-6445	(209) 385-7431 (209) 725-3536	agdeptemail@co.merced.ca.us M-F: 8am - 5 pm
Modoc Vacant	202 W 4th Street Alturas, CA 96101-3915	(530) 233-6401 (530) 233-5542	agcommissioner@co.modoc.ca.us M-Th: 7am -5pm
Mono (See Inyo/Mono)			
Monterey Henry Gonzales	1428 Abbott Street Salinas, CA 93901	(831) 759-7325 (831) 422-5003	agcomm@co.monterey.ca.us M-F: 8am - 5pm
Napa Tracy Cleveland	1710 Soscol Ave, Suite 3 Napa, CA 94559-1315	(707) 253-4357 (707) 253-4881	agcommissioner@countyofnapa.org M-F: 8am - 5pm
Nevada Chris deNijs	950 Maidu Ave, Suite 170 Nevada City, CA 95959	(530) 470-2690 (530) 470-2939	agdept@nevadacountyca.gov M-F: 8-Noon; 1-4:30
Orange Jose Arriaga	222 E Bristol Lane Orange, CA 92865-2714	(714) 955-0100 (714)921-2713	oc.agri.commissioner@ocpw.ocgov.com M-F: 8am - 5pm
Placer Josh Huntsinger	11477 E Ave Auburn, CA 95603-2799	(530) 889-7372 (530) 823-1698	PlacerAg@placer.ca.gov M-F: 8am - 5pm
Plumas/Sierra Willo Vieira	208 Fairgrounds Road Quincy, CA 95971-9462	(530) 283-6365 (530) 283-4210	WilloVieira@countyofplumas.com M-F: 8am - 5pm
Riverside Ruben Arroyo	4080 Lemon St, Rm 19 (Physical Location) PO Box 1089 (Mailing Address) Riverside, CA 92502-1089	(951) 955-3045 (951)-955-3012	agdept@rivco.org M-Th: 7:00-5:00
Sacramento Chris Flores	4137 Branch Center Road Sacramento, CA 95827-3897	(916) 875-6603 (916) 875-6150	agcomm@saccounty.gov M-F: 8am -12pm; 1:pm - 4pm (closed 12pm - 1pm)

San Benito Ken Griffin (Acting)	3224 Southside Road PO Box 699 Hollister, CA 95024-0699	(831) 637-5344 (831) 637-9015	kgriffin@cosb.us M-F: 8am -12pm; 1:pm - 5pm (closed 12pm - 1pm)
San Bernardino Angela Godwin	777E Rialto Ave San Bernardino, CA 92415-0720	(909) 387-2105 (909) 387-2449	awm@awm.sbcounty.gov M-F:7am - 5:30pm
San Diego Ha Dang	9325 Hazard Way San Diego, CA 92123-1217	(858) 694-2778 (858) 467-9278	wm.awm@sdcounty.ca.gov M-F: 8am - 5pm
San Francisco Cree Morgan	49 South Van Ness Ave, Suite 600 San Francisco, CA 94103	(415) 252-3950 (415) 252-3869	SFagriculture@sfdph.org SFWeightsAndMeasures@sfdph.org M-F: 8am - 5pm
San Joaquin Tim Pelican	2101 East Earhart Avenue, Suite 100 Stockton, CA 95206-3294	(209) 953-6000 (209) 953-6022	stocktonag2@sjgov.org weightsandmeasures@sjgov.org M-F: 8am - 5pm
San Luis Obispo Martin Settevendemie	2156 Sierra Way, Suite A San Luis Obispo, CA 93401-4556	(805) 781-5910 (805) 781-1035	agcommslo@co.slo.ca.us M-F: 8am - 5pm
San Mateo Koren Widdel	728 Heller Street (Physical Location) PO Box 999 (Mailing Address) Redwood City, CA 94064-0999	(650) 363-4700 (650) 367-0130	smateoag@smcgov.org M-F: 8am- 5pm
Santa Barbara Cathleen Fisher	263 Camino Del Remedio Santa Barbara, CA 93110-1335	(805) 681-5600 (805) 681-5603	agcommissioner@agcommissioner.com M-F: 8am - 4:30pm
Santa Clara Joseph Deviney	1553 Berger Dr, Bldg 1 San Jose, CA 5112-2795	(408) 918-4646 (408) 286-2460	scc.agriculture@cep.sccgov.org M-F: 8am - 5pm
Santa Cruz Juan Hidalgo	175 Westridge Drive Watsonville, CA 95076-2797	(831) 763-8080 (831) 763-8255	Agc001@agdept.com M-F: 8am -12pm; 1:pm - 5pm (closed 12pm - 1pm)
Shasta Rick Gurrola	3179 Bechelli Lane, St 210 Redding, CA 96002-2041	(530) 224-4949 (530) 224-4951	shastaag@co.shasta.ca.us M-F: 8am - 5pm
Sierra (See Plumas/Sierra)			
Siskiyou Jim Smith	525 S Foothill Drive Yreka, CA 96097-3090	(530) 841-4033 (530) 842-6690	jsmith@co.siskiyou.ca.us M-F: 8am - 5pm
Solano Ed King	2543 Cordelia Rd (Physical Address) 675 Texas Street (Mailing Address) Fairfield, CA 94533-5627	(707) 784-1310 (707) 784-1330	agcomm48@solanocounty.com M-F: 8am - 5pm
Sonoma Andrew Smith	133 Aviation Blvd, Ste 110 Santa Rosa, CA 95403-2893	(707) 565-2371 (707) 565-3850	sonomaag@sonoma-county.org M-F: 8am - 4:30pm
Stanislaus Kamal Bagri	3800 Cornucopia Way, Ste B Modesto, CA 95358-9494	(209) 525-4730 (209) 525-4790	agcom50@stancounty.com M-F: 8am - 4:30pm
Sutter Lisa Herbert	142 Garden Highway Yuba City, CA 95991-5512	(530) 822-7500 (530) 822-7510	sutterag@co.sutter.ca.us M-F: 8am - 5pm

Tehama Doni Rulofson	1844 Walnut Street (Physical Address) PO Box 38 (Mailing Address) Red Bluff, CA 96080	(530) 527-4504 (530) 529-1049	drulofson@tehamaag.net M-F: 8am - 12pm; 1pm - 5pm (closed 12pm - 1pm)
Trinity Joe Moreo	173 Tom Bell Road (Physical Address) PO Box 1446 (Mailing Address) Weaverville, CA 96093-1466	(530) 623-1356 (530) 623-1391	jomoreo@trinitycounty.org M-F: 8am - 12pm; 1pm - 5pm (closed 12pm - 1pm)
Tulare Tom Tucker	4437 S Laspina Street Tulare, CA 93274	(559) 684-3350 (559) 713-3768	aginfo@tularecounty.ca.gov M-F: 8am - 5pm
Tuolumne Kelle Schroeder	22365 S Airport Rd (Physical Location) 2 S Green St (Mailing Address) Sonora, CA 95370-4617	(209) 533-5691 (209) 533-5520	AgCommissioner@tuolumnecounty.ca.gov M-F: 8am - 4pm
Ventura - Agriculture Ed Williams	555 Airport Way, Suite E Camarillo, CA 93010	(805) 388-4222 (805) 388-4209	VenturaCountyAg.Commissioner@ventura.org M-F: 7am-11:30; 12:30pm-4pm (closed 11:30-12:30)
Yolo Humberto Izquierdo	70 Cottonwood Street Woodland, CA 95695-2593	(530) 666-8140 (530) 662-6094	agriculture@yolocounty.org M-F: 7am - 4pm
Yuba Steve Scheer	915 8th Street, Ste 127 Marysville, CA 95901	(530) 749-5400 (530) 749-5404	YubaAg@co.yuba.ca.us M-F: 8am - 12pm; 1pm - 5pm (closed 12pm - 1 pm)