

COVID-19

Additional Epidemiology
Surveillance Update: COVID-19
Deaths
Fresno County, CA

Page 1 of 6

--All reported numbers are preliminary and subject to change based on further investigation--

If the cause of death is known to be unrelated to COVID-19, the death would not be in the below counts regardless positive status

Confirmed COVID-19 Associated Death

Section 1 includes COVID-19 associated deaths among Confirmed cases (requires a COVID-19 PCR positive test).

COVID-19 Associated Deaths Among Confirmed COVID-19 Cases by Age, Fresno County

AGE (years)	Number of deaths ¹	% of total COVID-19 deaths
0-19	1	0.05
20-29	9	0.5
30 - 39	41	2.2
40 - 49	103	5.5
50 - 59	213	11.4
60 - 69	404	21.6
70 - 79	459	24.5
80+	642	34.3

¹This number represents deaths with a registered death certificate and in a confirmed COVID-19 cases. A confirmed COVID-19 cases requires detection of SARS-CoV-2 RNA in a clinical specimen using a molecular amplification detection test.

COVID-19 Associated Deaths Among Confirmed COVID-19 Cases by Sex & Age, Fresno County

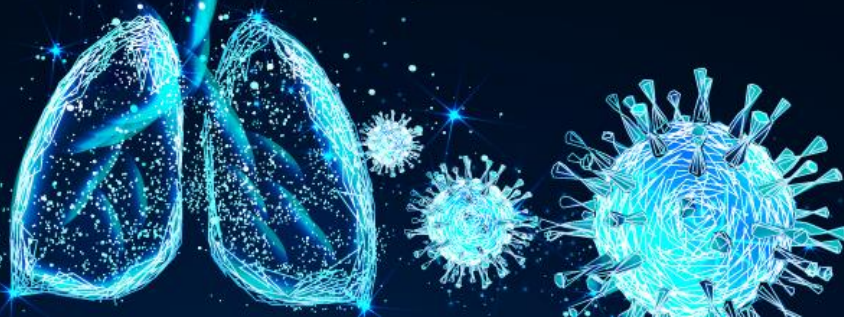
Sex ²	Number of deaths ¹	% of deaths under 50 years of age
Female	758	6.9
Male	1101	9.3

¹This number represents deaths with a registered death certificate and in a confirmed COVID-19 cases. A confirmed COVID-19 cases requires detection of SARS-CoV-2 RNA in a clinical specimen using a molecular amplification detection test.² Based on Sex listed in CalREDIE. Other categories excluded due to low counts for confidentiality reasons. Unknowns excluded.



COVID-19

Additional Epidemiology
Surveillance Update: COVID-19
Deaths
Fresno County, CA

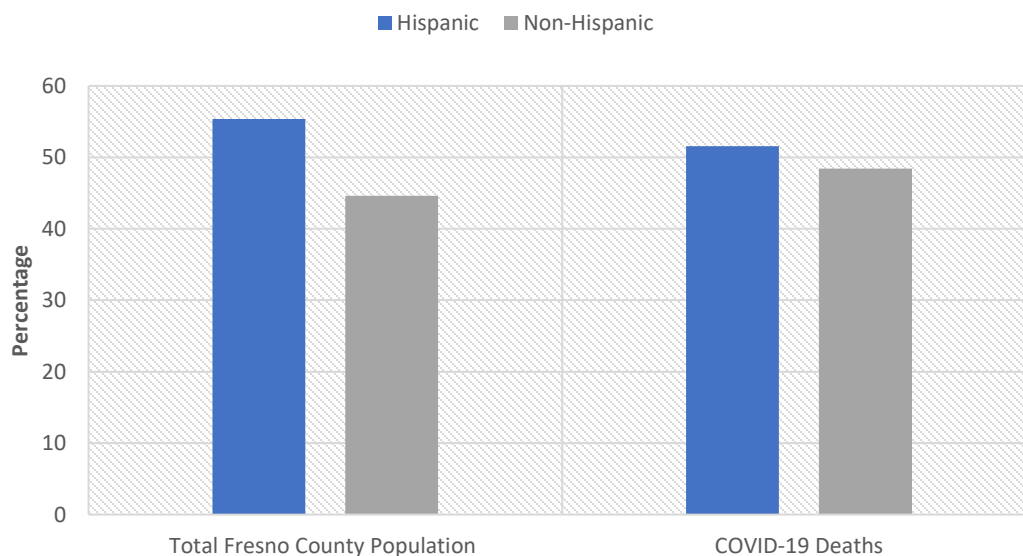


COVID-19 Associated Deaths Among Confirmed COVID-19 Cases by Race/Ethnicity & Age, Fresno County

Race/Ethnicity ¹	Number of deaths ²	% of deaths under 50 years of age
Asian	176	11.4
Black	76	3.9
Hispanic	965	10.1
White	576	3.0
Other/Unknown ⁴	79	21.8

¹ Based on Race/Ethnicity listed in CalREDIE. ²This number represents deaths with a registered death certificate and in a confirmed COVID-19 cases. A confirmed COVID-19 cases requires detection of SARS-CoV-2 RNA in a clinical specimen using a molecular amplification detection test. ³Other/Unknown includes deaths with unknown Race/Ethnicity or Race/Ethnicity groups with <15 deaths.

Percentage of Confirmed COVID-19 Deaths vs Percentage of Total Fresno County Population



Total Fresno County Population based on Demographic data at Healthy Fresno County Data.Org. Deaths with Unknown Race/Ethnicity Excluded.



COVID-19

Additional Epidemiology
Surveillance Update: COVID-19
Deaths
Fresno County, CA

Page 3 of 6

-All reported numbers are preliminary and subject to change based on further investigation-

If the cause of death is known to be unrelated to COVID-19, the death would not be in the below counts regardless positive status

Probable COVID-19 Associated Death

Section 2 includes Probable COVID-19 associated deaths: death in an Antigen positive case or COVID-19 listed on the Death Certificate with no confirmatory testing.

Probable COVID-19 Associated Deaths by Age, Fresno County

AGE (years)	Number of deaths ¹	% of total COVID-19 deaths
0-19	0	0.00
20-29	1	1.0
30 - 39	2	2.1
40 - 49	4	4.1
50 - 59	14	14.4
60 - 69	18	18.6
70 - 79	19	19.6
80+	39	40.2

¹This number represents deaths with a registered death certificate and in a probable COVID-19 cases.

Probable COVID-19 Associated Deaths by Sex & Age, Fresno County

Sex ²	Number of deaths ¹	% of deaths under 50 years of age
Female	45	2.2
Male	47	12.8

¹This number represents deaths with a registered death certificate and in a probable COVID-19 cases. ² Based on Sex listed in CalREDIE. Other categories excluded due to low counts for confidentiality reasons. Unknowns excluded.



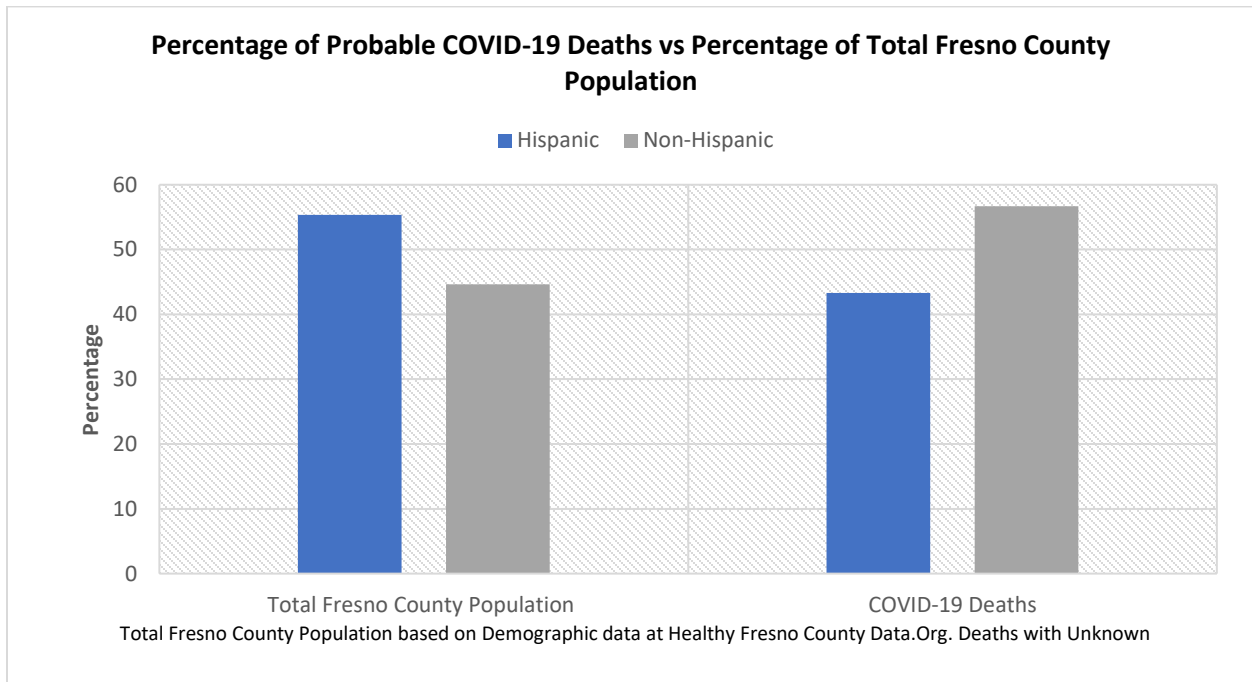
COVID-19

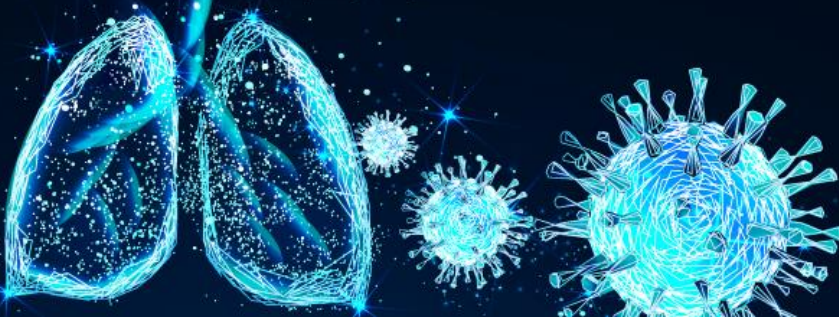
Additional Epidemiology
Surveillance Update: COVID-19
Deaths
Fresno County, CA

Probable COVID-19 Associated Deaths by Race/Ethnicity & Age, Fresno County

Race/Ethnicity ¹	Number of deaths ²	% of deaths under 50 years of age
Asian	7	14.3
Black	2	0.0
Hispanic	42	9.5
White	33	3.0
Other/Unknown ⁴	13	7.7

¹ Based on Race/Ethnicity listed in CalREDIE. ²This number represents deaths with a registered death certificate and in a probable COVID-19 cases.





COVID-19

Additional Epidemiology
Surveillance Update: COVID-19
Deaths
Fresno County, CA

Page 5 of 6

All reported numbers are preliminary and subject to change based on further investigation-

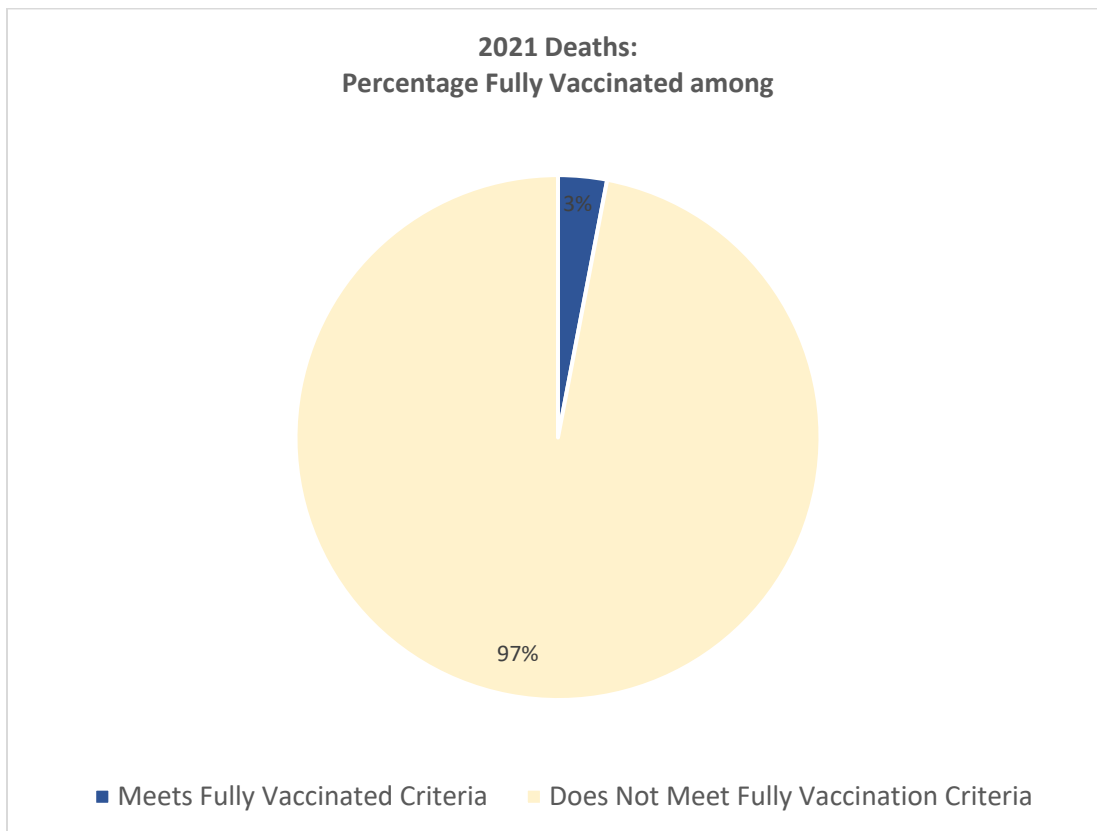
Confirmed Deaths among Fully Vaccinated

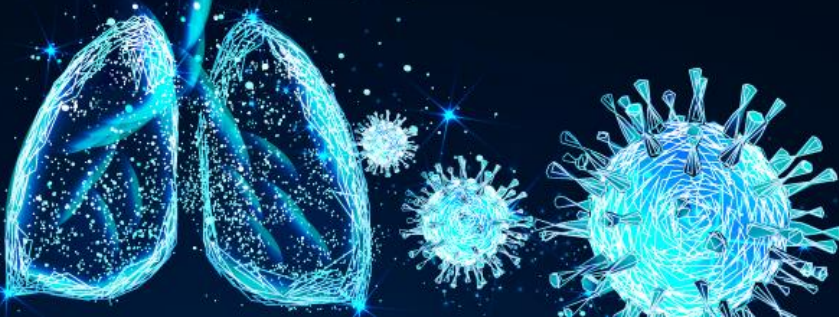
Data from CDPH, conducted by matching Immunization records to Case records.

Fully vaccinated (Post-Vaccinated Case):

To be included in this list the following need to be true

- 1 dose in a 1 dose series (J&J) or 2 doses of 2 dose series (Moderna & Pfizer)
AND
- ≥ 14 days between final vaccination dose and estimated disease onset date (e.g. episode date)





COVID-19

Additional Epidemiology
Surveillance Update: COVID-19
Deaths
Fresno County, CA

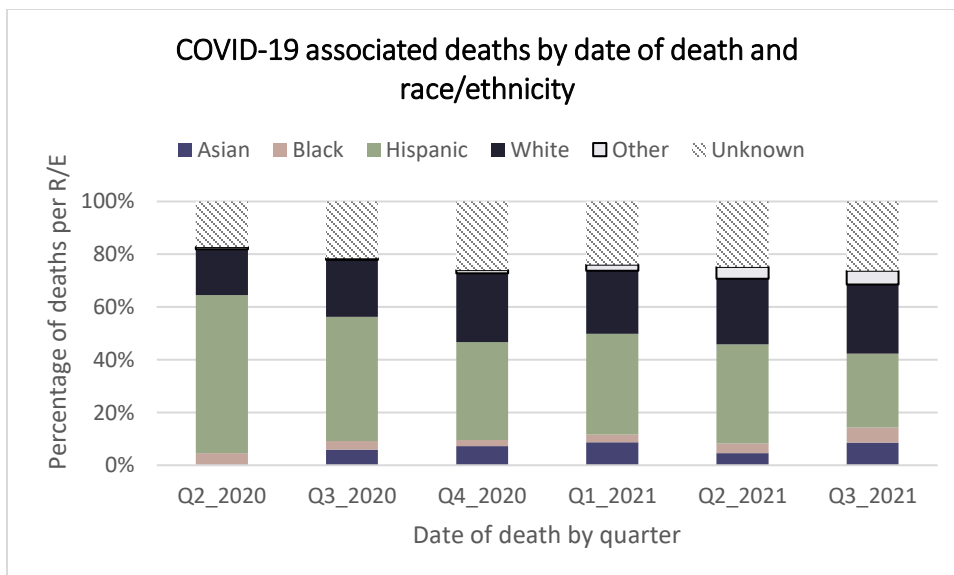
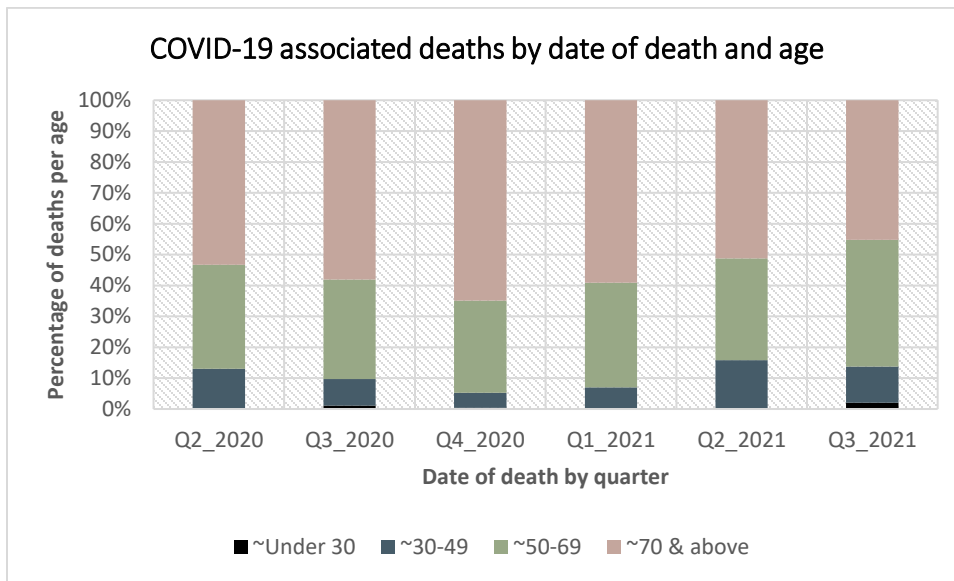
Page 6 of 6

All reported numbers are preliminary and subject to change based on further investigation-

Trends over time

Confirmed and Probable Combined

Changes over time can be impacted by several factors and may or may not represent significant changes associated with actual death trends for COVID-19 infection. Factors such as the number and distribution of cases by age and race/ethnicity can have an impact, as well as random variation. Trends will be monitored over time and analyzed further.



For data on high risk co-morbidities potentially associated with COVID-19 please go to [CDC People with Certain Medical Condition Page](#) and the [CDC Data Page](#)

