

# COVID-19

Additional Epidemiology  
Surveillance Update: COVID-19  
Deaths  
Fresno County, CA



**-All reported numbers are preliminary and subject to change based on further investigation-**  
*If the cause of death is known to be unrelated to COVID-19, the death would not be in the below counts regardless positive status*

## Confirmed COVID-19 Associated Death

Section 1 includes COVID-19 associated deaths among Confirmed cases (requires a COVID-19 PCR positive test).

### COVID-19 Associated Deaths Among Confirmed COVID-19 Cases by Age, Fresno County

AGE (years)	Number of deaths <sup>1</sup>	% of total COVID-19 deaths
0-19	1	0.05
20-29	16	0.7
30 - 39	59	2.7
40 - 49	137	6.4
50 - 59	255	11.9
60 - 69	470	21.9
70 - 79	513	23.9
80+	695	32.4

<sup>1</sup>This number represents deaths with a registered death certificate and in a confirmed COVID-19 cases. A confirmed COVID-19 cases requires detection of SARS-CoV-2 RNA in a clinical specimen using a molecular amplification detection test.

### COVID-19 Associated Deaths Among Confirmed COVID-19 Cases by Sex & Age, Fresno County

Sex <sup>2</sup>	Number of deaths <sup>1</sup>	% of deaths under 50 years of age <sup>3</sup>
Female	898	8.6
Male	1235	11.0

<sup>1</sup>This number represents deaths with a registered death certificate and in a confirmed COVID-19 cases. A confirmed COVID-19 cases requires detection of SARS-CoV-2 RNA in a clinical specimen using a molecular amplification detection test.<sup>2</sup> Based on Sex listed in CalREDIE. Other categories excluded due to low counts for confidentiality reasons. Unknowns excluded. <sup>3</sup> Formula: Deaths in those under 50 / Total deaths \*100



# COVID-19

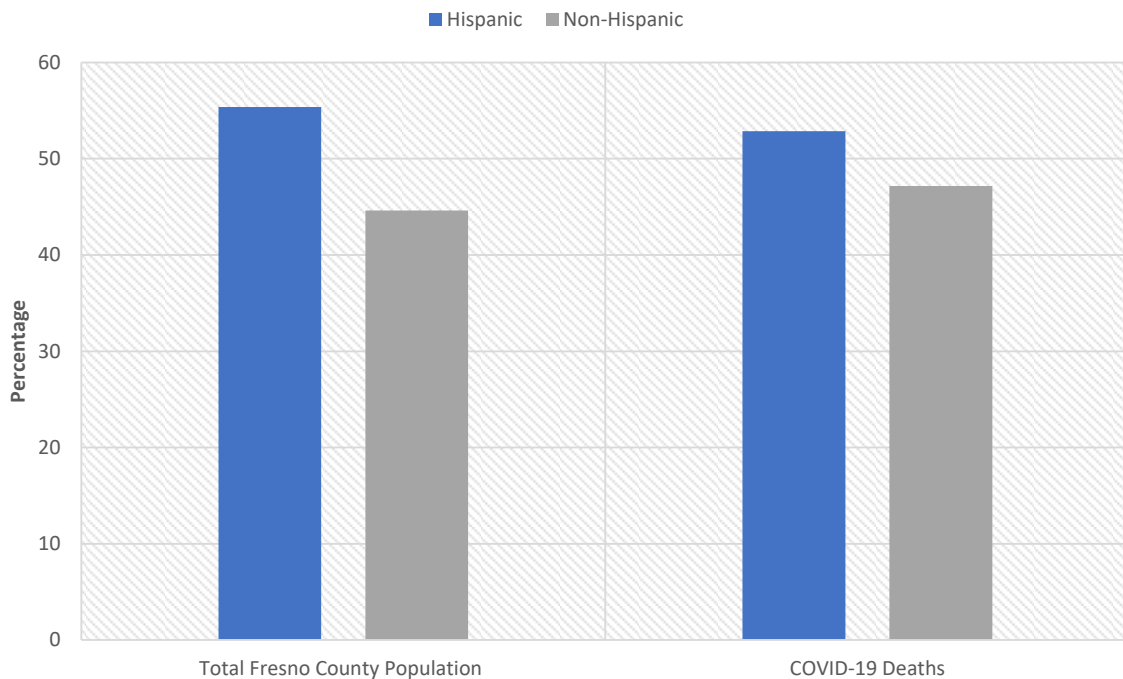
Additional Epidemiology  
Surveillance Update: COVID-19  
Deaths  
Fresno County, CA

## COVID-19 Associated Deaths Among Confirmed COVID-19 Cases by Race/Ethnicity & Age, Fresno County

Race/Ethnicity <sup>1</sup>	Number of deaths <sup>2</sup>	% of deaths under 50 years of age <sup>3</sup>
Asian	196	12.2
Black	92	7.6
Hispanic	1095	12.4
White	651	3.4
Other/Unknown <sup>4</sup>	112	21.4

<sup>1</sup> Based on Race/Ethnicity listed in CalREDIE. <sup>2</sup>This number represents deaths with a registered death certificate and in a confirmed COVID-19 cases. A confirmed COVID-19 cases requires detection of SARS-CoV-2 RNA in a clinical specimen using a molecular amplification detection test. <sup>3</sup>Other/Unknown includes deaths with unknown Race/Ethnicity or Race/Ethnicity groups with <15 deaths. <sup>4</sup>Formula: Deaths in those under 50 / Total deaths \*100

## Percentage of Confirmed COVID-19 Deaths vs Percentage of Total Fresno County Population



Total Fresno County Population based on Demographic data at Healthy Fresno County Data.Org. Deaths with Unknown Race/Ethnicity Excluded.



# COVID-19

Additional Epidemiology  
Surveillance Update: COVID-19  
Deaths  
Fresno County, CA

**-All reported numbers are preliminary and subject to change based on further investigation-**

*If the cause of death is known to be unrelated to COVID-19, the death would not be in the below counts regardless positive status*

## **Probable COVID-19 Associated Death**

Section 2 includes Probable COVID-19 associated deaths: death in an Antigen positive case or COVID-19 listed on the Death Certificate with no confirmatory testing.

### **Probable COVID-19 Associated Deaths by Age, Fresno County**

AGE (years)	Number of deaths <sup>1</sup>	% of total COVID-19 deaths
0-19	0	0.00
20-29	1	0.9
30 - 39	4	3.5
40 - 49	5	4.3
50 - 59	19	16.5
60 - 69	23	20.0
70 - 79	20	17.4
80+	43	37.4

<sup>1</sup>This number represents deaths with a registered death certificate and in a probable COVID-19 cases.

### **Probable COVID-19 Associated Deaths by Sex & Age, Fresno County**

Sex <sup>2</sup>	Number of deaths <sup>1</sup>	% of deaths under 50 years of age
Female	50	2.0
Male	60	15.0

<sup>1</sup>This number represents deaths with a registered death certificate and in a probable COVID-19 cases.

<sup>2</sup> Based on Sex listed in CalREDIE. Other categories excluded due to low counts for confidentiality reasons. Unknowns excluded.



# COVID-19

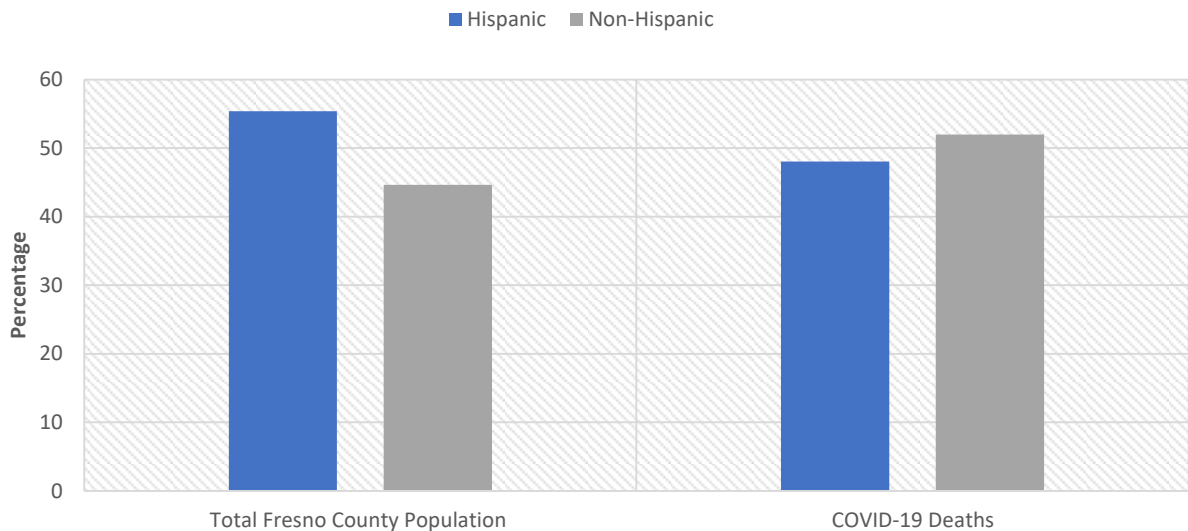
Additional Epidemiology  
Surveillance Update: COVID-19  
Deaths  
Fresno County, CA

## Probable COVID-19 Associated Deaths by Race/Ethnicity & Age, Fresno County

Race/Ethnicity <sup>1</sup>	Number of deaths <sup>2</sup>	% of deaths under 50 years of age
Asian	7	14.3
Black	4	0.0
Hispanic	49	10.2
White	38	2.6
Other/Unknown <sup>4</sup>	17	17.6

<sup>1</sup> Based on Race/Ethnicity listed in CalREDIE. <sup>2</sup>This number represents deaths with a registered death certificate and in a probable COVID-19 cases.

## Percentage of Probable COVID-19 Deaths vs Percentage of Total Fresno County Population



Total Fresno County Population based on Demographic data at Healthy Fresno County Data.Org. Deaths with Unknown Race/Ethnicity Excluded.



# COVID-19

Additional Epidemiology  
Surveillance Update: COVID-19  
Deaths  
Fresno County, CA

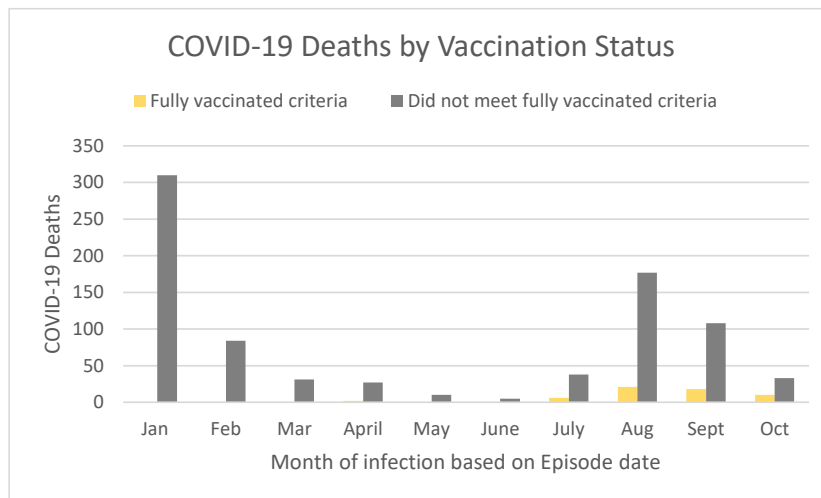
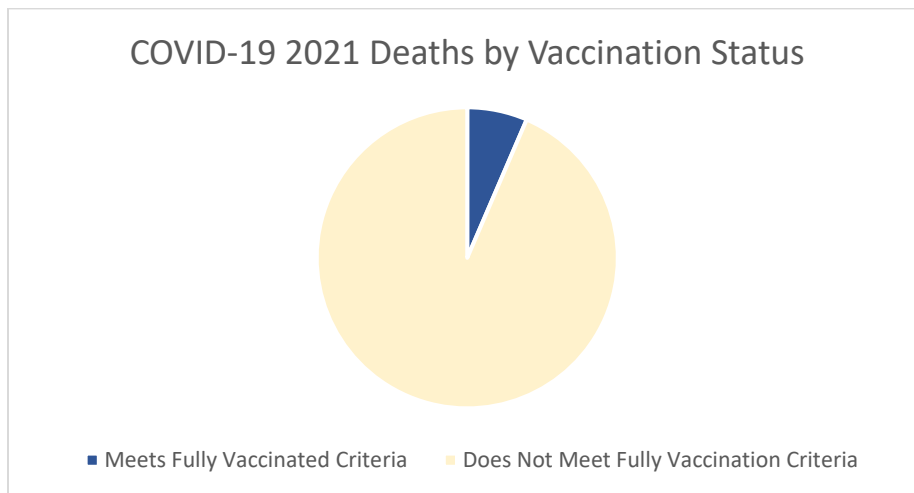
**-All reported numbers are preliminary and subject to change based on further investigation-  
Confirmed Deaths among Fully Vaccinated**

Data from CDPH, conducted by matching Immunization records to Case records.

**Fully vaccinated (Post-Vaccinated Case):**

To be included in this list the following need to be true

- 1 dose in a 1 dose series (J&J) or 2 doses of 2 dose series (Moderna & Pfizer)
- AND
- $\geq 14$  days between final vaccination dose and estimated disease onset date (e.g. episode date)



For data on high risk co-morbidities potentially associated with COVID-19 please go to [CDC People with Certain Medical Condition Page](#) and the [CDC Data Page](#)

