

FRESNO-MADERA CONTINUUM OF CARE

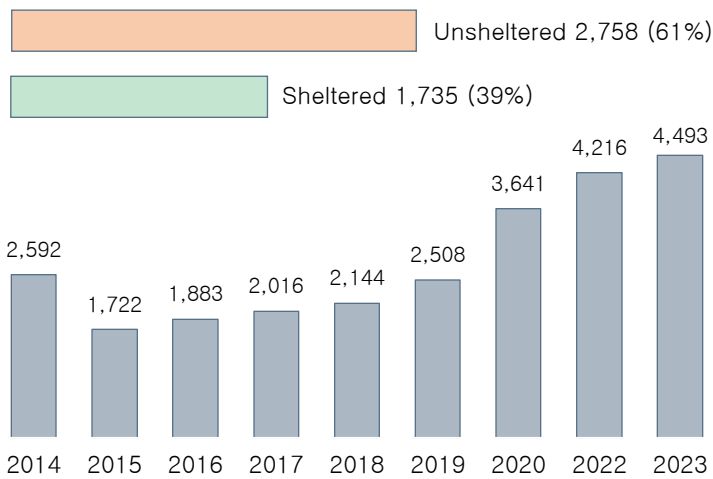
2023 POINT-IN-TIME COUNT EXECUTIVE SUMMARY



The U.S. Department of Housing and Urban Development (HUD) requires communities to regularly administer surveys of the local homeless population and homelessness response system: the Point-in-Time (PIT) count, a census of the sheltered and unsheltered population on a single night in January, and the Housing Inventory Count (HIC), an inventory of beds and units dedicated to serving homeless and formerly homeless persons. The Fresno-Madera Continuum of Care (FMCoC) completed both surveys on January 24, 2023.

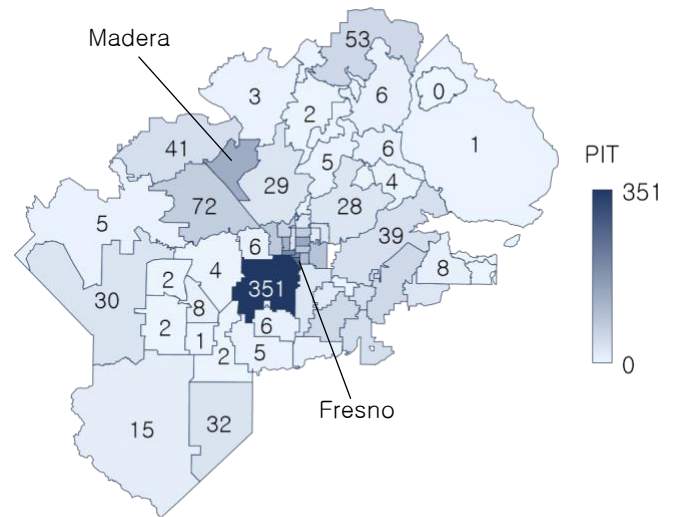
KEY FINDINGS

- 4,493 persons in the FMCoC experienced homelessness at the time of the count, a 7% increase from 2022.
- Among the FMCoC’s homeless population at the time of the count, 2,758 (61%) were unsheltered, 1,431 (32%) were staying at an emergency shelter, and 304 (7%) were enrolled in a transitional housing program.
- Single adults and couples accounted for 86% of the population experiencing homelessness, while persons in family households accounted for 14%.
- 63% of persons experiencing homelessness were male, 36% were female, and 1% were transgender, questioning, or a gender that is not singularly male or female (e.g., non-binary, genderfluid, agender).
- Many homeless adults reported experiencing a disability, including 36% who reported a substance use disorder and 33% who reported a mental health problem.



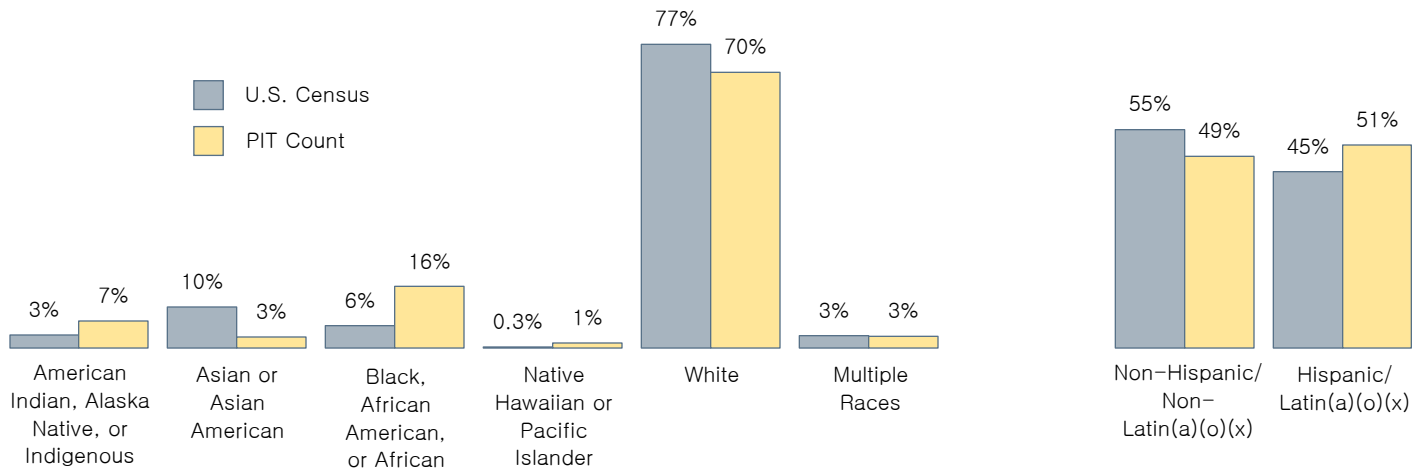
PIT COUNT TRENDS*

An unsheltered count was not completed in 2021.



UNSHeltered PERSONS BY ZIP CODE

HOMELESS POPULATION BY RACE AND ETHNICITY



FRESNO-MADERA CONTINUUM OF CARE

2023 POINT-IN-TIME COUNT EXECUTIVE SUMMARY



SUB-POPULATIONS

Among the FMCoC’s homeless population:

- 1,500 persons (33%) were chronically homeless, i.e., had experienced homelessness for one year or longer and had at least one disabling condition
- 389 persons (9%) were under 18
- 278 persons (6%) were 64 or older

Among homeless adults in the FMCoC:

- 769 (19%) identified as survivors of domestic violence
- 235 (6%) were U.S. military veterans
- 34 (1%) had an HIV/AIDS-related illness



METHODOLOGY

To gather data for the unsheltered population, volunteers completed a headcount of unsheltered persons on the night of January 24, followed by more detailed demographic surveys administered on January 25–26. Due to the considerable size of Fresno and Madera counties, it is not possible for volunteers to canvass every acre of the FMCoC on a single night. To produce an accurate and comprehensive count, demographic data from 37 of the FMCoC’s 67 total ZIP codes was used to estimate the size and demographic characteristics of the unsheltered population in the 30 ZIP codes that could not be canvassed on the night of the count. For the sheltered population, two data sources were used: database records from the local Homeless Management Information System (HMIS) and paper surveys from non-HMIS-participating emergency shelters and transitional housing programs.

HOUSING INVENTORY COUNT

On January 24, 2023, there were 3,814 year-round beds available for homeless and formerly homeless persons, a 25% decrease from 5,101 beds in 2022. The FMCoC’s year-round bed inventory in 2023 included 1,480 emergency shelter beds, 349 transitional housing beds, 441 rapid rehousing beds (or vouchers), 1,491 permanent supportive housing beds (or vouchers), and 53 other permanent housing beds. In addition to its year-round inventory, there were 304 seasonal beds and 48 overflow beds available at the time of the count. In addition, among the FMCoC’s year-round inventory, 3,484 beds (91%) were utilized at the time of the count, a significant improvement from 2022, when only 68% of beds were utilized.

YEAR-ROUND BEDS BY PROGRAM TYPE

