

COVID-19

Additional Epidemiology
Surveillance Update: COVID-19
Deaths
Fresno County, CA

-All reported numbers are preliminary and subject to change based on further investigation-

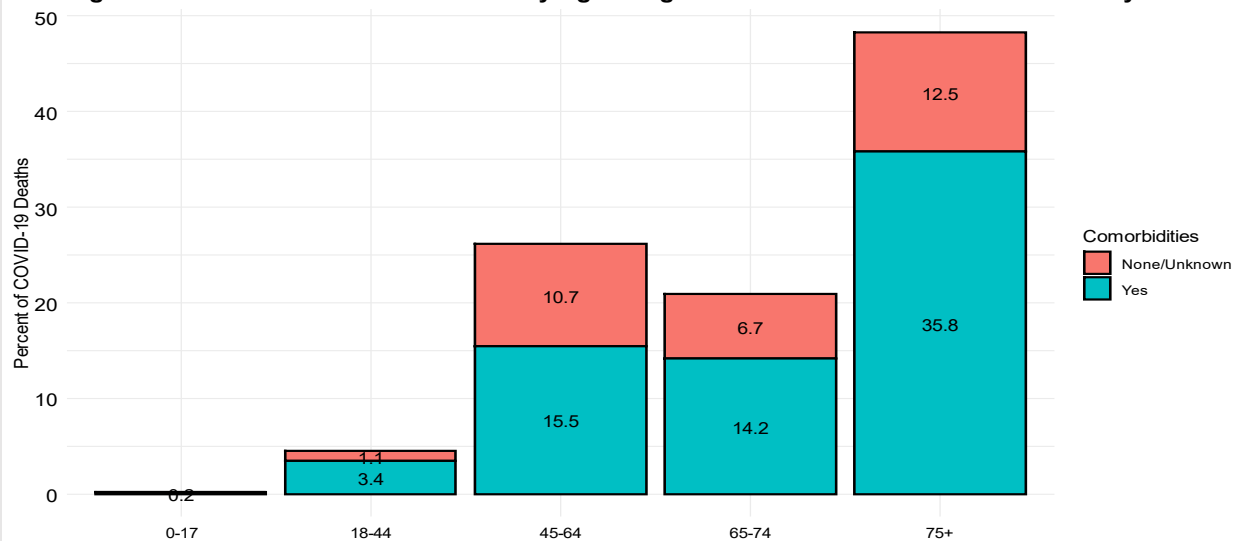
COVID-19 Deaths: Co-morbidities & Age

Table 1: Deaths in Confirmed COVID-19 Cases by Age and Co-morbidities² in Fresno County

AGE (years)	Number of deaths ¹	Number of deaths with known co-morbidities	Number of deaths without or with unknown co-morbidities	% of total COVID-19 deaths
0 - 17	1	1	0	0.2
18 - 44	29	22	7	4.5
45 - 64	169	100	69	26.2
65 - 74	135	92	43	20.9
75+	312	231	81	48.3
TOTAL	646	446	200	100.0

¹ This number represents deaths with a registered death certificate and in a confirmed COVID-19 cases. A confirmed COVID-19 cases requires detection of SARS-CoV-2 RNA in a clinical specimen using a molecular amplification detection test. ² Co-morbidities based on 'Other significant conditions contributing to death but not resulting in the underlying cause of death listed on death certificate or co-morbidities discovered during the case investigation and included in the CaREDIE database. It is possible that persons had co-morbidities that were not listed on the death certificate or in CaREDIE.

Figure 1: Percent of COVID-19 Deaths by Age Range and Co-morbidities in Fresno County



FCDPH Epidemiology Program.
Data Source: Vital Statistics Fresno County Public Health



COVID-19

Additional Epidemiology
Surveillance Update: COVID-19
Deaths
Fresno County, CA

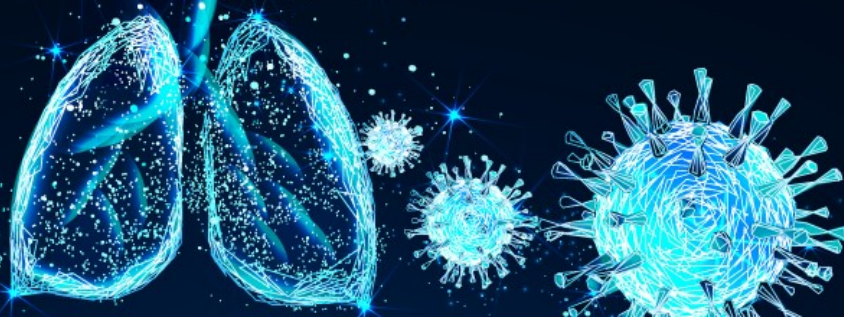


Table 2: COVID-19 Deaths¹ by Co-morbidity² in Fresno County, n=646

Comorbidity	Number	Percent of All COVID-19 Deaths (%)
Diabetes ³	193	29.9
Hypertension	182	28.2
Cardiovascular Disease (Excluding Hypertension)	152	23.5
Kidney Disease	96	14.9
Lung Disease	51	7.9
Asthma	25	3.9
Liver Disease	19	2.9
Immune Disease	n<10	.

¹ This number represents deaths with a registered death certificate and in a confirmed COVID-19 cases. A confirmed COVID-19 cases requires detection of SARS-CoV-2 RNA in a clinical specimen using a molecular amplification detection test. ² Based on 'Other significant conditions contributing to death but not resulting in the underlying cause of death' listed on death certificate or co-morbidities discovered during the case investigation and included in the CaIREDIE database. It is possible that other deaths had these co-morbidities and they were not discovered during the investigation. ³ Diabetes in CaIREDIE does not specify the type and type is not always included on death certificates.

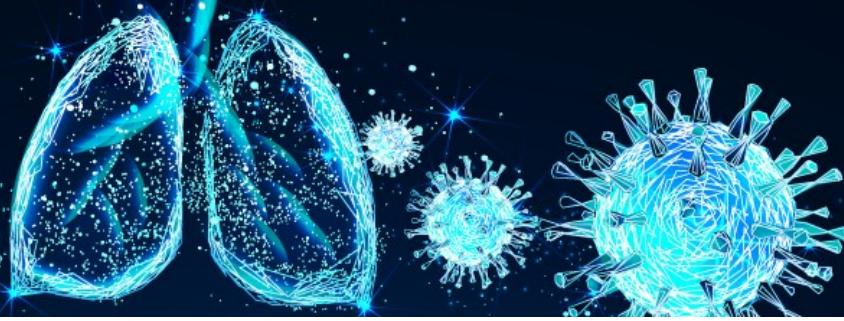
Deaths: Race/Ethnicity

Table 3: Deaths in Confirmed COVID-19 Cases by Race/Ethnicity and Co-morbidities in Fresno County

Race/Ethnicity ¹	Number of deaths ²	% of deaths with known co-morbidities ³	% of deaths over 64 years of age
Hispanic	361	69.3	58.2
Non-Hispanic White	197	71.1	90.4
Non-Hispanic Asian	44	72.7	63.6
Non-Hispanic Black	31	58.1	71.0
Other/Unknown ⁴	13		
Total	646	69.0	69.2

¹ Based on Race/Ethnicity listed on death certificate and/or CaIREDIE. ² This number represents deaths with a registered death certificate and in a confirmed COVID-19 cases. A confirmed COVID-19 cases requires detection of SARS-CoV-2 RNA in a clinical specimen using a molecular amplification detection test. ³ Co-morbidities based on 'Other significant conditions contributing to death but not resulting in the underlying cause of death' listed on death certificate or co-morbidities discovered during the case investigation and included in the CaIREDIE database. ⁴ Other/Unknown includes deaths with unknown Race/Ethnicity or Race/Ethnicity groups with ≤10deaths.





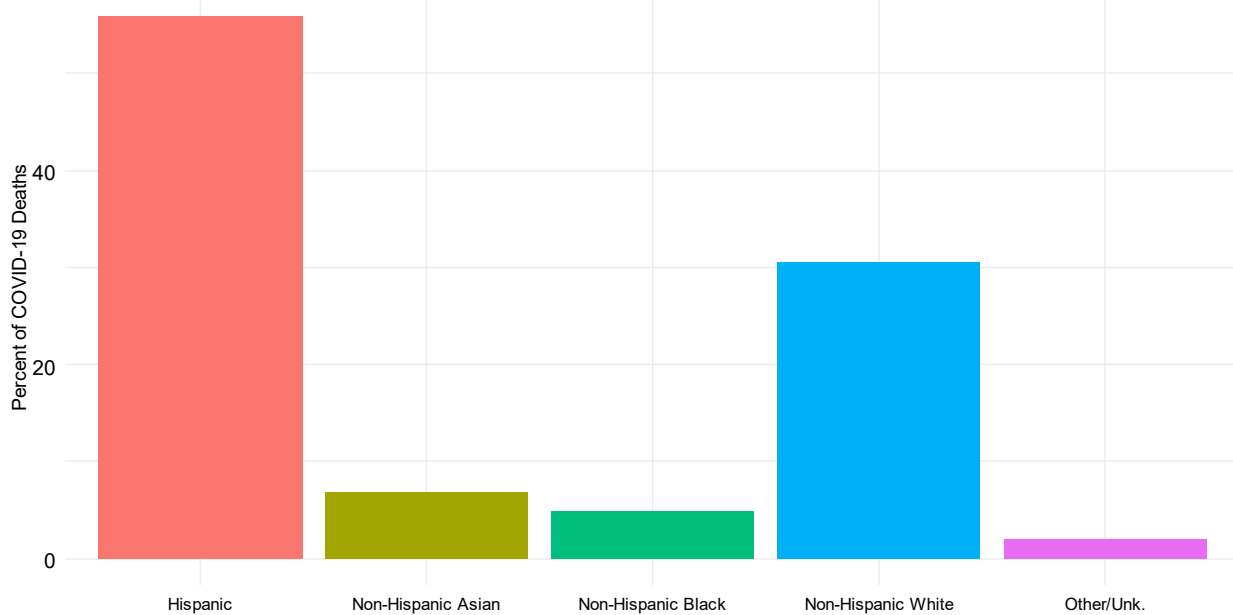
COVID-19

Additional Epidemiology
Surveillance Update: COVID-19

Deaths

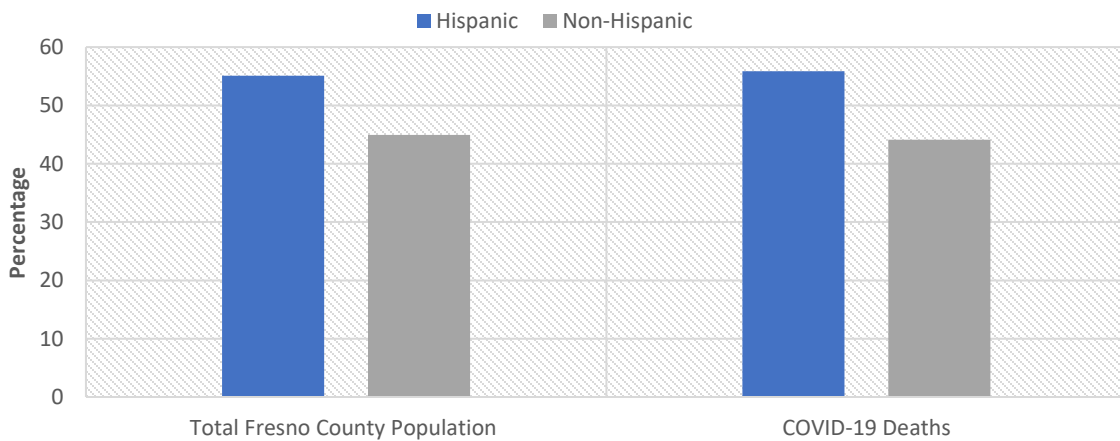
Fresno County, CA

Figure 2: Percent of COVID-19 Deaths by Race/Ethnicity in Fresno County



FCDPH Epidemiology Program.
Data Source: Vital Statistics Fresno County Public Health

Figure 3: Percentage of Confirmed COVID-19 Deaths vs Percentage of Total Population



Total Fresno County Population based on Demographic data at Healthy Fresno County Data.Org



COVID-19

Additional Epidemiology
Surveillance Update: COVID-19
Deaths
Fresno County, CA

COVID-19 Deaths: Sex

Sex ²	Number of deaths ¹	% of deaths over 64 years of age	Case Fatality Rate ³
Female	239	80.3	1.0
Male	407	62.7	1.7
Total	646	69.2	1.4

¹ This number represents deaths with a registered death certificate and in a confirmed COVID-19 cases. A confirmed COVID-19 cases requires detection of SARS-CoV-2 RNA in a clinical specimen using a molecular amplification detection test. ² Based on Sex listed on death certificate. ³ Case Fatality Rate= Number of known COVID-19 Confirmed Registered Deaths in Sex divided by Number of known COVID-19 Confirmed Cases in Sex multiplied by 100.

Figure 4: Percent of COVID-19 Deaths by Sex in Fresno County

