

# COVID-19

Additional Epidemiology  
Surveillance Update: COVID-19  
Deaths  
Fresno County, CA

-All reported numbers are preliminary and subject to change based on further investigation-

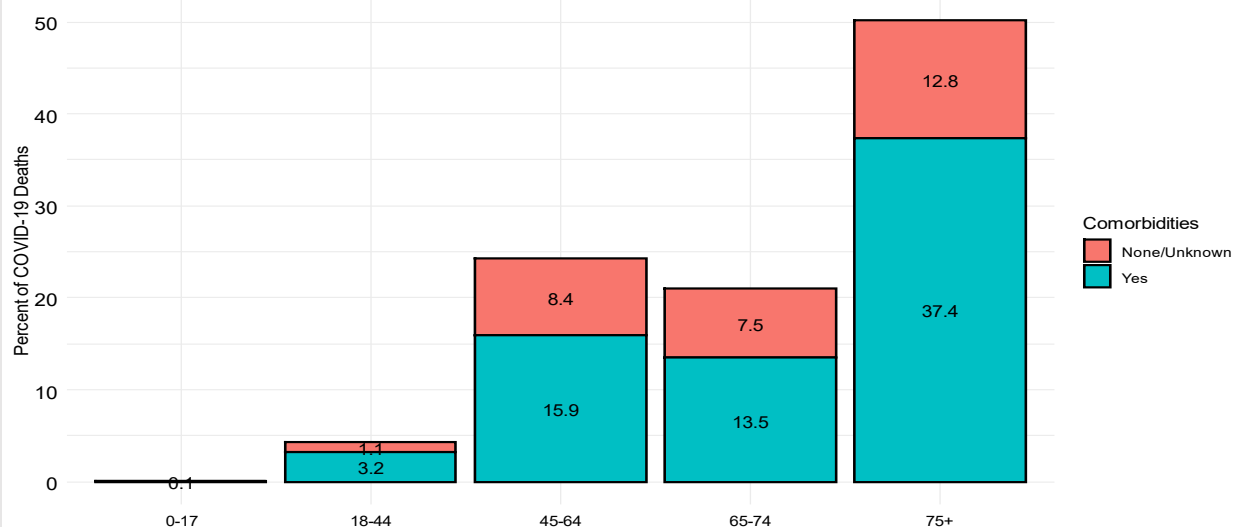
## COVID-19 Deaths: Co-morbidities & Age

**Table 1: Deaths in Confirmed COVID-19 Cases by Age and Co-morbidities<sup>2</sup> in Fresno County**

AGE (years)	Number of deaths <sup>1</sup>	Number of deaths with known co-morbidities	Number of deaths without or with unknown co-morbidities	% of total COVID-19 deaths
0 - 17	1	1	0	0.1
18 - 44	31	23	8	4.4
45 - 64	173	113	60	24.3
65 - 74	149	96	53	21.0
75+	357	266	91	50.2
<b>TOTAL</b>	<b>711</b>	<b>499</b>	<b>212</b>	<b>100.0</b>

<sup>1</sup> This number represents deaths with a registered death certificate and in a confirmed COVID-19 cases. A confirmed COVID-19 cases requires detection of SARS-CoV-2 RNA in a clinical specimen using a molecular amplification detection test. <sup>2</sup> Co-morbidities based on 'Other significant conditions contributing to death but not resulting in the underlying cause of death listed on death certificate or co-morbidities discovered during the case investigation and included in the CalREDIE database. It is possible that persons had co-morbidities that were not listed on the death certificate or in CalREDIE.

**Figure 1: Percent of COVID-19 Deaths by Age Range and Co-morbidities in Fresno County**

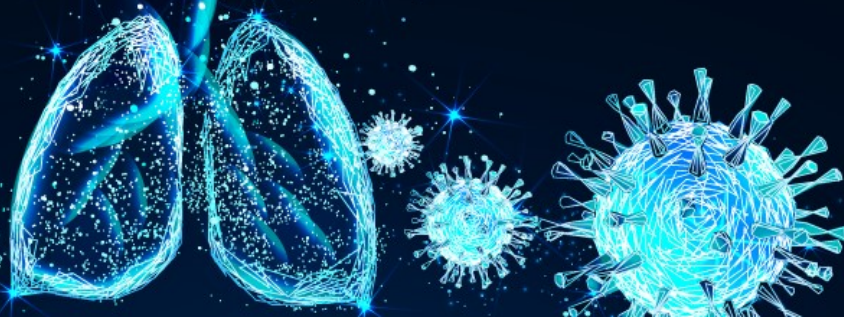


FCDPH Epidemiology Program.  
Data Source: Vital Statistics Fresno County Public Health



# COVID-19

Additional Epidemiology  
Surveillance Update: COVID-19  
Deaths  
Fresno County, CA



**Table 2: COVID-19 Deaths<sup>1</sup> by Co-morbidity<sup>2</sup> in Fresno County, n=711**

Comorbidity	Number	Percent of All COVID-19 Deaths (%)
Diabetes <sup>3</sup>	211	29.7
Hypertension	200	28.1
Cardiovascular Disease (Excluding Hypertension)	166	23.3
Kidney Disease	107	15.0
Lung Disease	53	7.5
Asthma	30	4.2
Liver Disease	20	2.8
Immune Disease	n<10	.

<sup>1</sup> This number represents deaths with a registered death certificate and in a confirmed COVID-19 cases. A confirmed COVID-19 cases requires detection of SARS-CoV-2 RNA in a clinical specimen using a molecular amplification detection test. <sup>2</sup> Based on 'Other significant conditions contributing to death but not resulting in the underlying cause of death' listed on death certificate or co-morbidities discovered during the case investigation and included in the CalREDIE database. It is possible that other deaths had these co-morbidities and they were not discovered during the investigation. <sup>3</sup> Diabetes in CalREDIE does not specify the type and type is not always included on death certificates.

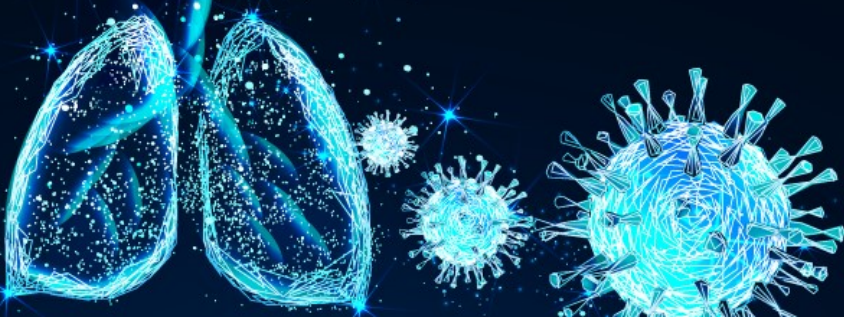
## Deaths: Race/Ethnicity

**Table 3: Deaths in Confirmed COVID-19 Cases by Race/Ethnicity and Co-morbidities in Fresno County**

Race/Ethnicity <sup>1</sup>	Number of deaths <sup>2</sup>	% of deaths with known co-morbidities <sup>3</sup>	% of deaths over 64 years of age
Hispanic	394	70.8	61.9
Non-Hispanic White	218	72.5	89.0
Non-Hispanic Asian	54	68.5	66.7
Non-Hispanic Black	32	59.4	71.9
Other/Unknown <sup>4</sup>	13		
<b>Total</b>	<b>711</b>	<b>70.2</b>	<b>71.2</b>

<sup>1</sup> Based on Race/Ethnicity listed on death certificate and/or CalREDIE. <sup>2</sup> This number represents deaths with a registered death certificate and in a confirmed COVID-19 cases. A confirmed COVID-19 cases requires detection of SARS-CoV-2 RNA in a clinical specimen using a molecular amplification detection test. <sup>3</sup> Co-morbidities based on 'Other significant conditions contributing to death but not resulting in the underlying cause of death' listed on death certificate or co-morbidities discovered during the case investigation and included in the CalREDIE database. <sup>4</sup> Other/Unknown includes deaths with unknown Race/Ethnicity or Race/Ethnicity groups with ≤10deaths.





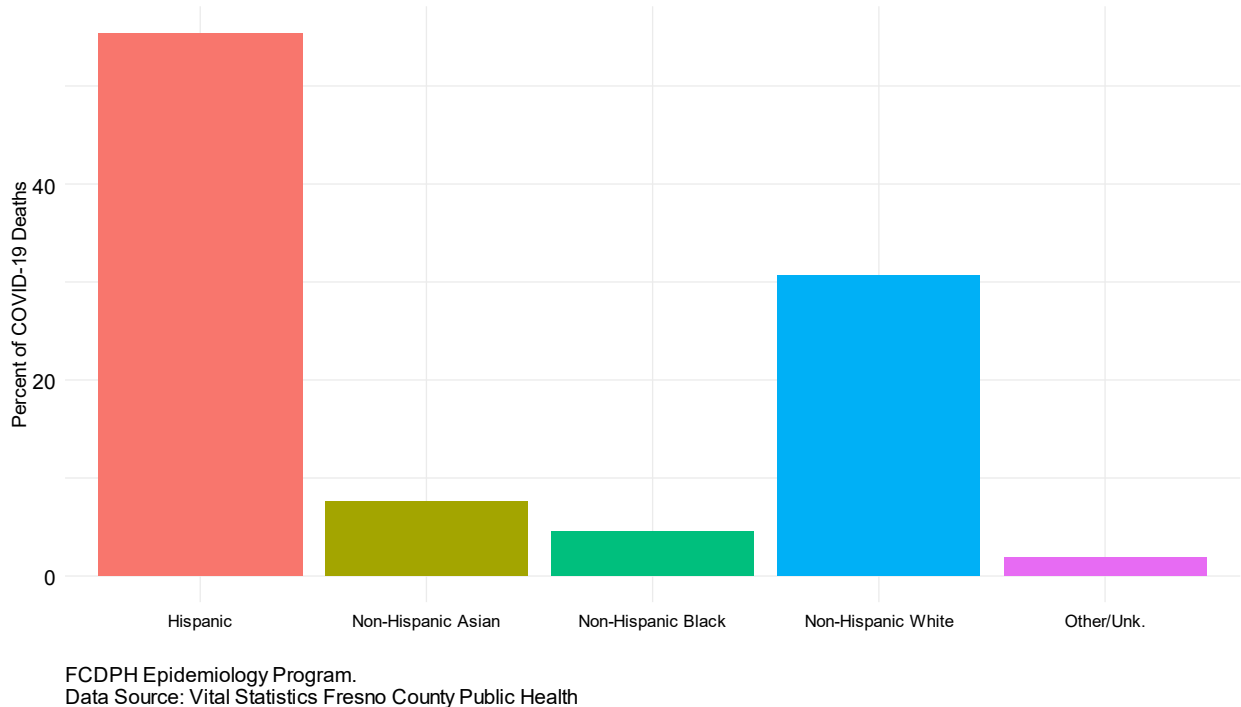
# COVID-19

Additional Epidemiology  
Surveillance Update: COVID-19

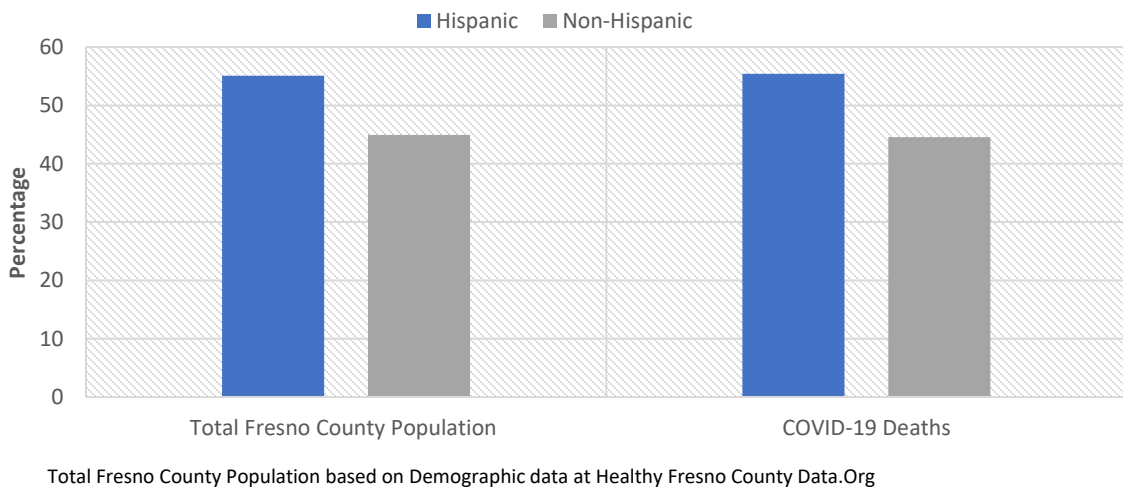
Deaths

Fresno County, CA

**Figure 2: Percent of COVID-19 Deaths by Race/Ethnicity in Fresno County**



**Figure 3: Percentage of Confirmed COVID-19 Deaths vs Percentage of Total Population**



# COVID-19

Additional Epidemiology  
Surveillance Update: COVID-19  
Deaths  
Fresno County, CA

## COVID-19 Deaths: Sex

Sex <sup>2</sup>	Number of deaths <sup>1</sup>	% of deaths over 64 years of age	Case Fatality Rate <sup>3</sup>
Female	287	79.4	1.2
Male	424	65.6	1.7
Total	711	71.2	1.4

<sup>1</sup> This number represents deaths with a registered death certificate and in a confirmed COVID-19 cases. A confirmed COVID-19 cases requires detection of SARS-CoV-2 RNA in a clinical specimen using a molecular amplification detection test. <sup>2</sup> Based on Sex listed on death certificate. <sup>3</sup> Case Fatality Rate= Number of known COVID-19 Confirmed Registered Deaths in Sex divided by Number of known COVID-19 Confirmed Cases in Sex multiplied by 100.

Figure 4: Percent of COVID-19 Deaths by Sex in Fresno County

